



**CONTRACT NO: HK/2011/07**

**WANCHAI DEVELOPMENT PHASE II AND CENTRAL  
WANCHAI BYPASS  
SAMPLING, FIELD MEASUREMENT AND TESTING WORK  
(STAGE 2)**

**ENVIRONMENTAL PERMIT NO. EP-364/2009/C,  
FURTHER ENVIRONMENTAL PERMIT NOS. FEP-01/364/2009,  
FEP-02/364/2009, FEP-05/364/2009/A, FEP-06/364/2009/A, FEP-  
07/364/2009/A, FEP-09/364/2009/B, FEP-10/364/2009/B AND  
FEP-11/364/2009/B**

**MONTHLY ENVIRONMENTAL MONITORING & AUDIT REPORT**

**- NOVEMBER 2014 -**

**CLIENTS:**

**Civil Engineering and Development  
Department**

**and**

**Highways Department**

**PREPARED BY:**

**Lam Geotechnics Limited**

11/F Centre Point  
181-185 Gloucester Road,  
Wanchai, H.K.

Telephone: (852) 2882-3939  
Facsimile: (852) 2882-3331  
E-mail: [info@lamenviro.com](mailto:info@lamenviro.com)  
Website: <http://www.lamenviro.com>

**CERTIFIED BY:**

Raymond Dai  
Environmental Team Leader

**DATE:**

11 December 2014

Ref.: AACWBIECEM00\_0\_6036L.14

11 December 2014

By Post and Fax (2691 2649)

AECOM Asia Company Limited  
11/F, Tower 2  
Grand Central Plaza  
138 Shatin Rural Committee Road  
Shatin, New Territories  
Hong Kong

Attention: Mr. Conrad Ng

Dear Sir,

**Re: Wan Chai Development Phase II and Central-Wan Chai Bypass**  
**Monthly Environmental Monitoring and Audit Report (November 2014) for EP-**  
**364/2009/C, FEP-01/364/2009, FEP-02/364/2009, FEP-05/364/2009/A, FEP-06/364/2009/A,**  
**FEP-07/364/2009/A, FEP-08/364/2009/A, FEP-09/364/2009/B, FEP-10/364/2009/B & FEP-**  
**11/364/2009/B**

Reference is made to the Environmental Team's submission of the captioned Monthly Environmental Monitoring and Audit (EM&A) Report for November 2014 received by email on 11 December 2014.

Please be informed that we have no adverse comment on the captioned submission. We write to verify the captioned submission in accordance with Condition 3.4 in the captioned Environmental Permits.

Thank you very much for your kind attention and please do not hesitate to contact the undersigned should you have any queries.

Yours sincerely,



David Yeung  
Independent Environmental Checker

c.c.	HyD	Mr. Eddy Wu	by fax: 2714 5289
	CEDD	Mr. Jason Cheung	by fax: 2577 5040
	AECOM	Mr. Francis Leong / Mr. Stephen Lai	by fax: 2691 2649
	Lam	Mr. Raymond Dai	by fax: 2882 3331

Q:\Projects\AACWBIECEM00\Corr\AACWBIECEM00\_0\_6036L.14.doc



**TABLE OF CONTENTS**

**EXECUTIVE SUMMARY ..... 4**

**1 INTRODUCTION ..... 11**

1.1 Scope of the Report ..... 12

1.2 Structure of the Report..... 12

**2 PROJECT BACKGROUND ..... 14**

2.1 Background ..... 14

2.2 Scope of the Project and Site Description ..... 14

2.3 Division of the Project Responsibility ..... 15

2.4 Project Organization and Contact Personnel..... 16

**3 STATUS OF REGULATORY COMPLIANCE ..... 22**

3.1 Status of Environmental Licensing and Permitting under the Project..... 24

**4 MONITORING REQUIREMENTS ..... 39**

4.1 Noise Monitoring ..... 39

4.2 Air Monitoring..... 41

**5.0 MONITORING RESULTS..... 43**

5.1 Noise Monitoring Results ..... 44

5.2 Real Time Noise Monitoring Results..... 47

5.3 Air Monitoring Results ..... 49

5.4 Waste Monitoring Results..... 52

**6.0 COMPLIANCE AUDIT ..... 57**

6.1 Noise Monitoring ..... 57

6.2 Air Monitoring ..... 58

6.3 Review of the Reasons for and the Implications of Non-compliance..... 59

6.4 Summary of action taken in the event of and follow-up on non-compliance ..... 59

**7.0 CUMULATIVE CONSTRUCTION IMPACT DUE TO THE CONCURRENT PROJECTS..... 60**

**8.0 ENVIROMENTAL SITE AUDIT ..... 61**

**9.0 COMPLAINTS, NOTIFICATION OF SUMMONS AND PROSECUTION ..... 64**

**10 CONCLUSION..... 66**

**LIST OF TABLES**

<b>Table 2.1</b>	<b>Schedule 2 Designated Projects under this Project</b>
<b>Table 2.2</b>	<b>Details of Individual Contracts under the Project</b>
<b>Table 2.3</b>	<b>Contact Details of Key Personnel</b>
<b>Table 3.1</b>	<b>Summary of the current status on licences and/or permits on environmental protection pertinent to the Project</b>
<b>Table 3.4</b>	<b>Cumulative Summary of Valid Licences and Permits under Contract no. HK/2009/01</b>
<b>Table 3.5</b>	<b>Summary of submission status under FEP-02/364/2009</b>
<b>Table 3.6</b>	<b>Cumulative Summary of Valid Licences and Permits under Contract no. HK/2009/02</b>
<b>Table 3.7</b>	<b>Summary of submission status under FEP-01/364/2009</b>
<b>Table 3.8</b>	<b>Cumulative Summary of Valid Licences and Permits under Contract no. HY/2009/18</b>
<b>Table 3.9</b>	<b>Summary of submission status under FEP-05/364/2009/A</b>
<b>Table 3.10</b>	<b>Cumulative Summary of Valid Licences and Permits under Contract no. HY/2009/15</b>
<b>Table 3.11</b>	<b>Summary of submission status under FEP-06/364/2009/A</b>
<b>Table 3.12</b>	<b>Cumulative Summary of Valid License and Permits under Contract no. HY/2009/19</b>
<b>Table 3.13</b>	<b>Summary of submission status under FEP-07/364/2009/A</b>
<b>Table 3.14</b>	<b>Cumulative Summary of Valid Licences and Permits under Contract no. HK/2010/06</b>
<b>Table 3.15</b>	<b>Summary of submission status under FEP-08/364/2009/B</b>
<b>Table 3.16</b>	<b>Cumulative Summary of Valid License and Permits under Contract no. HK/2012/08</b>
<b>Table 3.17</b>	<b>Summary of submission status under FEP-09/364/2009/B</b>
<b>Table 3.18</b>	<b>Cumulative Summary of Valid License and Permits under Contract no. HY/2010/08</b>
<b>Table 3.19</b>	<b>Summary of submission status under FEP-10/364/2009/B</b>
<b>Table 3.20</b>	<b>Cumulative Summary of Valid License and Permits under Contract no. HY/2011/08</b>
<b>Table 4.1</b>	<b>Noise Monitoring Stations</b>
<b>Table 4.2</b>	<b>Real Time Noise Monitoring Stations</b>
<b>Table 4.3</b>	<b>Air Monitoring Stations</b>
<b>Table 5.1</b>	<b>Noise Monitoring Stations for Contract no. HY/2009/18</b>
<b>Table 5.2</b>	<b>Noise Monitoring Station for Contract no HK/2009/01 and HK/2009/02</b>
<b>Table 5.3</b>	<b>Noise Monitoring Stations for Contract no. HY/2009/15</b>
<b>Table 5.4</b>	<b>Noise Monitoring Stations for Contract no. HY/2009/19</b>
<b>Table 5.5</b>	<b>Noise Monitoring Stations for Contract no. HY/2010/08</b>
<b>Table 5.7</b>	<b>Real Time Noise Monitoring Stations for Contract no. HY/2009/19</b>
<b>Table 5.9</b>	<b>Air Monitoring Stations for Contract no. HY/2009/18</b>
<b>Table 5.10</b>	<b>Air Monitoring Station for Contract no. HK/2009/01</b>
<b>Table 5.11</b>	<b>Air Monitoring Station for Contract no. HK/2009/02</b>
<b>Table 5.12</b>	<b>Air Monitoring Station for Contract no. HY/2009/15</b>
<b>Table 5.13</b>	<b>Air Monitoring Stations for Contract no. HY/2009/19</b>
<b>Table 5.15</b>	<b>Details of Waste Disposal for Contract no. HK/2009/01</b>
<b>Table 5.16</b>	<b>Details of Waste Disposal for Contract no. HK/2009/02</b>
<b>Table 5.17</b>	<b>Details of Waste Disposal for Contract no. HY/2009/18</b>
<b>Table 5.18</b>	<b>Details of Waste Disposal for Contract no. HY/2009/15</b>
<b>Table 5.19</b>	<b>Details of Waste Disposal for Contract no. HY/2009/19</b>
<b>Table 5.20</b>	<b>Details of Waste Disposal for Contract no. HK/2010/06</b>
<b>Table 5.21</b>	<b>Details of Waste Disposal for Contract no. HK/2012/08</b>
<b>Table 5.22</b>	<b>Details of Waste Disposal for Contract no. HY/2010/08</b>
<b>Table 5.23</b>	<b>Details of Waste Disposal for Contract no. HY/2011/08</b>
<b>Table 8.1</b>	<b>Summary of Environmental Inspections for Contract no. HY/2009/15</b>
<b>Table 8.3</b>	<b>Summary of Environmental Inspections for Contract no. HK/2009/19</b>
<b>Table 8.4</b>	<b>Summary of Environmental Inspections for Contract no. HK/2009/01</b>
<b>Table 8.5</b>	<b>Summary of Environmental Inspections for Contract no. HK/2009/02</b>
<b>Table 8.7</b>	<b>Summary of Environmental Inspections for Contract no. HK/2012/08</b>
<b>Table 8.8</b>	<b>Summary of Environmental Inspections for Contract no. HY/2010/08</b>
<b>Table 9.1</b>	<b>Cumulative Statistics on Complaints</b>





**Table 9.2** *Cumulative Statistics on Successful Prosecutions*  
**Table 10.1** *Summary of Key Construction Activities of Individual Contract(s) to be commenced in Coming Reporting Month*

**LIST OF FIGURES**

Figure 2.1 Project Layout  
Figure 2.2 Project Organization Chart  
Figure 4.1 Locations of Environmental Monitoring Stations

**LIST OF APPENDICES**

Appendix 3.1 Environmental Mitigation Implementation Schedule  
Appendix 4.1 Action and Limit Level  
Appendix 4.2 Copies of Calibration Certificates  
Appendix 5.1 Monitoring Schedule for Reporting Month and Coming month  
Appendix 5.2 Noise Monitoring Results and Graphical Presentations  
Appendix 5.3 Air Quality Monitoring Results and Graphical Presentations  
Appendix 5.4 Real-time Noise Monitoring Results and Graphical Presentations  
Appendix 6.1 Event Action Plans  
Appendix 6.2 Notification of Exceedance  
Appendix 9.1 Complaint Log  
Appendix 10.1 Construction Programme of Individual Contracts

## EXECUTIVE SUMMARY

- i. This is the Environmental Monitoring and Audit (EM&A) Monthly Report – **November 2014** specific for Environmental Permit no. EP-364/2009/C, Further Environmental Permit nos. FEP-01/364/2009, FEP-02-364/2009, FEP-05/364/2009/A, FEP-06/364/2009/A FEP-07/364/2009/A, FEP-09/364/2009/B, FEP-10/364/2009/B and FEP-11/364/2009/B. The EM&A report is prepared by the Environmental Team (ET) employed under Contract No. HK/2011/07 – Wan Chai Development Phase II and Central Wanchai Bypass – Sampling, Field Measurement and Testing Works (Stage 2). This report presents the environmental monitoring findings and information recorded during the period of **November 2014**. The cut-off date of reporting is at 27<sup>th</sup> of each reporting month.
- ii. In the reporting month, the principal work activities of individual contracts are included as follows:

Contract no. HY/2009/18 - Central - Wan Chai Bypass (CWB) - Central Interchange under FEP-05/364/2009/A

- Excavation of trial pit
- Transplanting of trees
- Drainage works
- Tunnel works including scaffolding erection, excavation,
- Roadside barriers, top and base slab construction
- Trough structure construction and associated drilling and grouting
- Road works
- Bridges construction

Contract no. HK/2009/01 - Wan Chai Development Phase II - Central - Wan Chai Bypass at Hong Kong Convention and Exhibition Centre - Tunnel Works under FEP-02/364/2009

- Stage 1 construction of tunnel structures was continued.
- Stage 2 excavation and ELS works for construction of exhaust duct was continued.
- Stage 2 pumping test was completed.
- Demolition works at HKCEC pump house Kiu Lok portion was completed.
- Demolition of 10 nos. of pump cells at Convention Avenue was substantially completed.
- Stage 3 installation of pre-bored H-piles was continued.
- The demolition of bulkhead wall at Stage 2 and 3 interface was completed.
- Discharge cooling mainlaying works for BI, BG & BF were continued.
- Construction of box culvert was continued. Blinding layer of Bay 1 fabrication yard was cast and formwork was subsequently carried out. 8 nos. of pile heads at Bay 1 were removed.

Contract no. HK/2009/02 - Wan Chai Development Phase II - Central - Wan Chai Bypass at Wan Chai East (CWB Tunnel) under FEP-01/364/2009

- Excavation & installation of ELS at Strut S2 Level
- Excavation to Strut S3 Level
- Bored pile construction PS34, PS35, PS36, PS37
- D-Wall construction.
- Demolition of HHR Flyover Approach Ramp

Contract no. HY/2009/15 - Central-Wanchai Bypass – Tunnel (Causeway Bay Typhoon Shelter Section) under FEP-06/364/2009/A

- Mined Tunnel drill-and-break works at East and West Portal
- Permanent lining structure at Mined Tunnel

Contract no. HY/2009/19 - Central - Wanchai Bypass Tunnel (North Point Section) and Island Eastern Corridor Link under FEP-07/364/2009/A

- Bored piling (Land)
- ELS for Cut & Cover Tunnel and EVB
- Excavation of EVB continue
- Laying of 1350 pipe
- Pre-bored H-pile for Admin. Building continue
- Construction of Bridge E
- Construction of Pump Sump E
- Construction of Bridge F4 and F5 Wing Extension
- Installation of Noise Barrier/enclosure
- Modification of existing crosshead at Pier 17-18
- IECL Road modification and removal of Median Barrier
- Construction of Pile Cap F1B
- Abutment D12 construction
- Demolition of Hing Fat Street Slip Road
- Saw cut of parapet at IEC west bound
- Mini-pile construction for TA2 bridge

Contract no. HK/2012/08 – Wan Chai Development Phase II – Central- Wan Chai Bypass at Wan Chai West under FEP-09/364/2009B

- Diaphragm wall construction
- Bored Pile Construction

Contract no. HY/2010/08 –Central - Wan Chai Bypass (CWB) –Tunnel (Slip Road 8) under FEP-10/364/2009B

- Tree thinning works,
- Tree works within off-site nursery compound,
- Tree transplant works,
- Shurbs planting works,
- Drainage improvement works,
- Sheet piling works,
- Excavation and Lateral Support for U-structure,
- Erection of noise absorption sheeting,
- Pipe piling & grouting works,
- Utility diversion works,
- Waterproofing works &
- Construction of Bowling Green Office.

Contract no. HY/2011/08 –Central - Wan Chai Bypass (CWB) –Tunnel Buildings, Systems and Fittings, and Works Associated with Tunnel Commissioning under FEP-11/364/2009B

- Drill and fix starter bars on West Ventilation Building tunnel slab for building wall

Noise Monitoring

- iii. Noise monitoring during daytime was conducted at M1a - Harbour Road Sports Center; M2b - Noon-day gun area; M3a - Tung Lo Wan Fire Station; M4b - Victoria Center; M5b - City Garden, M6 - HK Baptist Church Henrietta Secondary School, M7e and M7w – International
- iv. 24-hour real time noise monitoring was conducted at RTN1 - FEHD Hong Kong Transport Section Whitfield Depot for construction activities at IEC bridge deck. No limit level exceedance was recorded in the reporting month.
- v. 24-hour real time noise monitoring was conducted at RTN2a – Hong Kong Electric Centre. No project related exceedance was recorded in the reporting month.
- vi. 24-hour real time noise monitoring was conducted at RTN3 – Yu Lee Mo Fan Memorial School. No limit level exceedance was recorded in the reporting month.
- vii. 24-hour real time noise monitoring was conducted at RTN4 – Causeway Bay Community Centre. No limit level exceedance was recorded in the reporting month.
- viii. Liaison was conducted with HK Baptist Church Henrietta Secondary School and Po Leung Kuk Yu Lee Mo Fan Memorial School regarding the set up of RTN3 real time noise monitoring station. Po Leung Kuk Yu Lee Mo Fan Memorial School grant permission for set up on 4 Sep 2012 and station set up was performed on 14 Sep 2012.
- ix. Real time noise monitoring station at Oil Street Community Liaison Centre (RTN2- Oil Street Community Centre) was relocated from Oil Street Community Liaison Centre to Hong Kong Electric (RTN2a- Electric Centre) on 5 Oct 2012 which is a representative of the noise sensitive receiver City Garden. The baseline noise level of RTN2a will adopt the results derived from the baseline noise monitoring conducted in Electric Centre from 4 December 2009 to 17 December 2009.
- x. Real-time noise baseline capturing was conducted from 21 Sep 2012 to 04 Oct 2012 at RTN3-Po Leung Kuk Yu Lee Mo Fan Memorial School.
- xi. Real-time Noise Monitoring at RTN3- Po Leung Kuk Yu Lee Mo Fan Memorial School was commenced since 06 Oct 2012.
- xii. Causeway Bay Community Centre has granted permission for set up of real time noise monitoring station on 21 Dec 2012 and station set up was performed on 27 Dec 2012. The Baseline noise level of RTN4- Causeway Bay Community Centre will adopt the results from the baseline noise monitoring report for EP/364/2009 in 22 April 2010 in which approved by EPD.
- xiii. According to clause 3.1 stated in EP-364/2009/B, “the real-time monitoring system shall be in place no later than two weeks before the commencement date of demolition works of the existing Island Eastern Corridor”. IEC demolition associated construction works was commenced on 3 Feb 2013 and Real time noise monitoring at RTN4-Causeway Bay Community Centre was commenced on 13 Jan 2013.
- xiv. Real-time noise monitoring station RTN1-FEHD Whitfield Depot was finely adjusted from 2/F to roof-top at FEHD Whitfield Depot on 24 June 2013 with respect to the commencement of advance works for IEC parapet demolition.
- xv. With respect to the completion of Victoria Car Park refurbishment, the noise monitoring at M4b-Victora Center was reverted from 3/F to 2/F since 24 June 2014.

Air Monitoring

- xvi. Due to electricity interruption, the following 24hr TSP monitoring events were rescheduled in the reporting month,  
24hr TSP monitoring at CMA3a, CMA4a and CMA5a were rescheduled from 20 November 2014 to 21 November 2014.  
24hr TSP monitoring at MA1w was rescheduled from 28 October 2014 to 29 October 2014.  
24hr TSP monitoring at MA1e was rescheduled from 08 November 2014 to 10 November 2014.
- xvii. Due to extension of site boundary by contractor of HY/2009/19, location of air monitoring station CMA1b – Oil Street Community Liaison Centre has been finely adjusted on 21 April 2012.
- xviii. The location ID of air monitoring station CMA1b was updated as Oil Street Site Office in April 2013.
- xix. 1-hour and 24-hour Total Suspended Particulates (TSP) monitoring were conducted at CMA1b – Oil Street Site Office; CMA2a - Causeway Bay Community Center; CMA3a - CWB PRE Site Office Area; CMA4a – Society for the Prevention of Cruelty to Animals; CMA5a - Children Garden opposite to Pedestrian Plaza; MA1e and MA1w – International Finance Centre eastern and western podium on every six days basis.

Complaints, Notifications of Summons and Successful Prosecutions

- xx. Two environmental complaints were received in the reporting month.
- xxi. A public complaint regarding to malodour referred by EPD was received by ET on 10 November 2014 (EPD Ref.: H05/RS/00027815-14). The complainant reported that malodour of construction plant exhaust from the construction site at old Wan Chai Ferry Pier was scented that affecting the swimmers at Wan Chai Swimming Pool on 7 November 2014.
- xxii. According to the relevant site records under Contract HK/2009/02, ELS works was conducted on 7 November 2014 during daytime at Portion 2 (Area opposite to Wan Chai Swimming Pool). Total 3 nos. of excavators, 2 nos. of crawler cranes, 2 nos. of generator, 1 no. of crane lorry and 2 no. of dump trucks were operated. Demolition works was conducted on 7 November 2014 during day time at West of old Wan Chai Ferry Pier. Total 2 nos. of excavators, 1 no. of derrick barge and 1 no. of tug boat were operated.
- xxiii. Follow-up inspection was conducted during weekly environmental inspection on 13 November 2014, no dark smoke emission was observed from the PMEs operation on-site. The condition of chemical waste storage was considered satisfactory and no malodour was identified. Despite no information related to malodour was identified, the Contractor was reminded to conduct regular checking on the condition of PMEs to ensure only well maintained PMEs are used on site.
- xxiv. A public complaint regarding to malodour and dark smoke referred by EPD was received by EP on 13 November 2014 (EPD Ref.: H05/RS/00028253-14). The complainant reported that malodour and dark smoke emission from an excavator located at the construction site at old Wan Chai Ferry Pier was observed that affect the pedestrians on 12 November 2014.



- xxv. According to the relevant site records under Contract HK/2009/02, demolition works was conducted on 12 November 2014 during daytime at old Wan Chai Ferry Pier. Total 2 nos. of excavators, 1 no. of derrick barge and 1 no. tug boat were operated.
- xxvi. In addition, investigation found that due to malfunctioning of one of the excavators deployed at old Wan Chai Ferry Pier, dark smoke was emitted from the defective excavator for a short period of approximately 30 seconds at around 15:00 hrs on 12 November 2014. The operation of excavator was immediately suspended and followed by repair works. The normal operation of the excavator was resumed after repair.
- xxvii. Follow-up inspection was conducted during weekly environmental inspection on 13 November 2014, no dark smoke emission was observed from the PMEs operating on-site and the Contractor of HK/2009/02 was reminded to conduct regular checking on the condition of PMEs to ensure only well maintained PMEs are used on site.

#### Site Inspections and Audit

- xxviii. The Environmental Team (ET) conducted weekly site inspections for Contract no. HY/2009/15, HY/2009/18, HY/2009/19, HY/2010/08, HK/2009/01, HK/2009/02, HK/2012/08 and HY/2011/08 in this reporting period.
- xxix. Construction of bored pile E3B under HY/2009/17 was confirmed completed and the respective work area under FEP-03/364/2009 was handover and inspected under HY/2009/19 from 19 Dec 2012 onwards.
- xxx. Construction works under HK/2010/06 was confirmed completed and the respective work area under FEP-08/364/2009/A was handover and inspected under HK/2012/08 from 22 Sep 2014 onwards.
- xxxi. The Contractors rectified major observations and recommendations made during the audit sessions. No non-conformance was identified during the site inspections.

Future Key Issues

xxxii. In the coming reporting month, the principal work activities of individual contracts are anticipated as follows:

Contract no. HY/2009/18 – Central – Wan Chai Bypass (CWB) – Central Interchange under FEP-05/364/2009/A

- Excavation of trial pit
- Transplanting of trees
- Drainage works
- Tunnel works including scaffolding erection, excavation,
- Roadside barriers, top and base slab construction, extract sheet pile, waterproofing and backfill
- Trough structure construction and associated drilling and grouting
- Road works
- Bridges construction

Contract no. HK/2009/01 – Wan Chai Development Phase II – Central – Wan Chai Bypass at Hong Kong Convention and Exhibition Centre – Tunnel Works under FEP-02/364/2009

- Stage 1 Construction of tunnel structures would be completed in early Dec 2014.
- Stage 2 Construction of tunnel structures would be commenced.
- Stage 2 ELS works for exhaust duct would be continued and to be completed in mid-Dec 2014.
- Stage 3 Excavation and ELS works would be carried out.
- The precast unit of Bay 1 would be installed.
- The structure works of Bay 2 and Bay 7 would be in progress at both south and north side of the water channel concurrently.
- Pipelaying works for S5A and S5B would be carried out after plant demobilization at box culvert Bay 2.
- The pipelaying works for discharge cooling main would be continued.
- Pressure test for salt watermain S8B and swabbing works for salt watermain S9 would be carried out.
- Sewage works at Fenwick Pier Street would be carried out.

Contract no. HK/2009/02 – Wan Chai Development Phase II – Central – Wan Chai Bypass at Wan Chai East (CWB Tunnel) under FEP-01/364/2009

- Excavation & installation of ELS at Strut S3 Level.
- Excavation & installation of ELS at Strut S4 Level
- Bored pile construction.
- D-Wall construction works.

Contract no. HY/2009/15 – Central-Wanchai Bypass – Tunnel (Causeway Bay Typhoon Shelter Section) under FEP-06/364/2009/A

- Mined Tunnel drill-and-break works at East and West Portal
- Permanent lining structure at Mined Tunnel

Contract no. HY/2009/19 – Central – Wanchai Bypass Tunnel (North Point Section) and Island Eastern Corridor Link under FEP-07/364/2009/A

- Bored piling (Land)
- ELS for Cut & Cover Tunnel and EVB
- Laying of 1350 pipe
- Pre-bored H-pile for Admin. Building continue
- Construction of Bridge E
- Construction of Bridge F4 and F5 Wing Extension
- Construction of Pump Sump E
- Installation of Noise Barrier/enclosure
- Modification of existing crosshead at Pier 17-18
- IECL Road modification and removal of Median Barrier
- Construction of TB Bridge
- Construction of Column F1B
- Abutment D12 construction
- Demolition of Hing Fat Street Slip Road

Contract no. HK/2012/08 – Wan Chai Development Phase II – Central- Wan Chai Bypass at Wan Chai West under FEP-09/364/2009/B

- Diaphragm wall construction
- Bored Pile Construction

Contract no. HY/2010/08 – Central - Wan Chai Bypass (CWB) –Tunnel (Slip Road 8) under FEP-10/364/2009

- Tree works within off-site nursery compound,
- Drainage improvement works,
- Sheet piling works,
- Excavation and Lateral Support for U-structure,
- Erection of noise absorption sheetings,
- Pipe piling & grouting works,
- Utility diversion,
- Construction of Bowling Green Office and
- Waterproofing works.

Contract no. HY/2011/08 – Central - Wan Chai Bypass (CWB) –Tunnel Buildings, Systems and Fittings, and Works Associated with Tunnel Commissioning under FEP-11/364/2009B

- Construct slab and wall for West Ventilation Building

## 1 INTRODUCTION

### 1.1 Scope of the Report

1.1.1. Lam Geotechnics Limited (LGL) has been appointed to work as the Environmental Team (ET) under Environmental Permit no. EP-364/2009/C and Further Environmental permit nos. FEP-01/364/2009, FEP-02/364/2009, FEP-05/364/2009/A, FEP-06/364/2009/A, FEP-07/364/2009/A, FEP-09/364/2009/B, FEP-10/364/2009B and FEP-11/364/2009B to implement the Environmental Monitoring and Audit (EM&A) programme as stipulated in the EM&A Manual of the approved Environmental Impact Assessment (EIA) Report for Wan Chai Development phase II and Central-Wan Chai Bypass (Register No.: AEIAR-125/2008) and in the EM&A Manual of the approved EIA Report for Central-Wan Chai Bypass and Island Eastern Corridor Link (Register No. AEIAR-014/2001).

1.1.2. This report presents the environmental monitoring and auditing work carried out in accordance to the Section 10.3 of EM&A Manual and “*Environmental Monitoring and Audit Requirements*” under Particular Specification Section 27.

1.1.3. This report documents the finding of EM&A works for Environmental Permit (EP) no. EP-364/2009/B, Further Environmental Permit (FEP) nos. FEP-01-364/2009, FEP-02/364/2009, FEP-05/364/2009/A, FEP-06/364/2009/A, FEP-07/364/2009/A, FEP-08/364/2009/A, FEP-09/364/2009B, FEP-10/364/2009B and FEP-11/364/2009B during the period [October 2014 to November 2014](#). The cut-off date of reporting is at 27<sup>th</sup> of each reporting month

### 1.2 Structure of the Report

**Section 1**      ***Introduction*** – details the scope and structure of the report.

**Section 2**      ***Project Background*** – summarizes background and scope of the project, site description, project organization and contact details of key personnel during the reporting period.

**Section 3**      ***Status of Regulatory Compliance*** – summarizes the status of valid Environmental Permits / Licenses during the reporting period.

**Section 4**      ***Monitoring Requirements*** – summarizes all monitoring parameters, monitoring methodology and equipment, monitoring locations, monitoring frequency, criteria and respective event and action plan and monitoring programmes.

**Section 5**      ***Monitoring Results*** – summarizes the monitoring results obtained in the reporting period.

**Section 6**      ***Compliance Audit*** – summarizes the auditing of monitoring results, all exceedances environmental parameters.

- 
- Section 7**      ***Cumulative Construction Impact due to the Concurrent Projects*** – summarizes the relevant cumulative construction impact due to the concurrent activities of the concurrent Projects.
- Section 8**      ***Site Inspection*** – summarizes the findings of weekly site inspections undertaken within the reporting period, with a review of any relevant follow-up actions within the reporting period.
- Section 9**      ***Complaints, Notification of summons and Prosecution*** – summarizes the cumulative statistics on complaints, notification of summons and prosecution
- Section 10**     ***Conclusion***

## 2 PROJECT BACKGROUND

### 2.1 Background

2.1.1. “Wan Chai Development phase II and Central-Wan Chai Bypass” and “Central-Wan Chai Bypass and Island Eastern Corridor Link” (hereafter called “the Project”) are Designated Project (DP) under the Environmental Impact Assessment Ordinance (Cap. 499) (EIAO). The Environmental Impact Assessment (EIA) Reports for Central-Wan Chai Bypass and Island Eastern Corridor Link (Register No. AEIAR-041/2001) and Wan Chai Development phase II and Central-Wan Chai Bypass (Register No.: AEIAR-125/2008) have been approved on 31 August 2001 and 11 December 2008 respectively.

2.1.2. The key purpose of Wan Chai Development Phase II (WDII) is to provide land at Wan Chai North and North Point for construction of the Central-Wan Chai Bypass and Island Eastern Corridor Link (CWB). Land formed under the project will be developed as a world-class waterfront promenade joining that at the new Central waterfront for public enjoyment.

2.1.3. There is a compelling and present need for the CWB to provide relief to the very congested east-west Connaught Road Central/Harcourt Road / Gloucester Road Corridor (the Corridor) which is currently operating beyond its capacity. The CWB will provide relief to the existing congestion along the Corridor and cater for the anticipated growth of traffic on Hong Kong Island. Without the CWB and its access roads, there will not be sufficient capacity to serve the heavy traffic demands at both strategic and local levels.

### 2.2 Scope of the Project and Site Description

2.2.1. Design and Construction of Central – Wan Chai Bypass and Island Eastern Corridor Link under the Project involves the construction and operation of a trunk road and its road tunnel more than 800m in length between portals that is shown at Figure 2.1.

2.2.2. The study area encompasses existing developments from Central to North Point. The scope of the Central-Wanchai Bypass (CWB) and Island Eastern Corridor Link (IECL) includes:

- A dual three-lane trunk road, approximately 4.5 km in length, and tunnel approximately 3.7 km in length defined from the connection with the existing Rumsey Street Flyover in Central, through to a connection with the existing Island Eastern Corridor to the east of the Causeway Bay Typhoon Shelter (CBTS);
- The Central Interchange near the Rumsey Street Flyover to provide road connections to the Central area;
- Tunnel control buildings and ventilation buildings;
- Slip roads to connect the CWB to the local road system in the Wan Chai North and Causeway Bay area;
- Associated road lighting, road signing, traffic control and surveillance system; and
- Other associated works.



2.2.3. The project also contains various Schedule 2 DPs that, under the EIAO, require Environmental Permits (EPs) to be granted by the DEP before they may be either constructed or operated. **Table 2.1** summarises the five individual DPs under this Project. **Figure 2.1** shows the locations of these Schedule 2 DPs.

**Table 2.1 Schedule 2 Designated Projects under this Project**

Item	Designated Project	EIAO Reference	Reason for inclusion
DP1	Central-Wanchai Bypass (CWB) including its road tunnel and slip roads	Schedule 2, Part I, A.1 and A.7	Trunk road and road tunnel more than 800 m in length
DP2	Road P2 and other roads which are classified as primary/district distributor roads	Schedule 2, Part I, A.1	Primary / district distributor roads
DP3	Reclamation works including associated dredging works	Schedule 2, Part I, C.1 and C.12	Reclamation more than 5 ha in size and a dredging operation less than 100 m from a seawater intake point
DP5	Wan Chai East Sewage Outfall	Schedule 2, Part I, F.5 and F.6	Submarine sewage pipelines with a total diameter more than 1,200 mm and include a submarine sewage outfall
DP6	Dredging for the Cross-harbour Water Mains from Wan Chai to Tsim Sha Tsui	Schedule 2, Part I, C.12	A dredging operation less than 100 m from a seawater intake point

### 2.3 Division of the Project Responsibility

2.3.1. Due to the multi-contract nature of the Project, there are a number of contracts sub-dividing the whole works area into different work areas to be commenced. Contractors of individual contracts will be required by the EP holder to apply Further Environmental Permits such that the impact monitoring stations are sub-divided accordingly to facilitate the implementation of EM&A programme and to streamline the EM&A reporting for individual FEP holders correspondingly.

2.3.2. The details of individual contracts are summarized in **Table 2.2**.

**Table 2.2 Details of Individual Contracts under the Project**

Contract No.	Contract Title	Associated DP(s)	Construction Commencement Date
HY/2009/17	Central – Wan Chai Bypass (CWB) at FEHD Whitfield Depot – Advanced piling works.	DP1	5 October 2010 (Completed)
HY/2009/18	Central – Wan Chai Bypass (CWB) – Central Interchange	DP1	21 April 2011
04/HY/2006	Reconstruction of Bus Terminus near Man Yiu Street and Man Kwong Street	DP1	September 2010 (Completed)
HK/2009/01	Wan Chai Development Phase II – Central – Wan Chai Bypass at Hong Kong Convention and Exhibition Centre – Tunnel Works	DP1, DP2	25 August 2011

Contract No.	Contract Title	Associated DP(s)	Construction Commencement Date
HK/2009/02	Wan Chai Development Phase II – Central – Wan Chai Bypass at Wan Chai East(CWB Tunnel)	DP1	26 April 2011
HY/2009/15	Central-Wanchai Bypass – Tunnel (Causeway Bay Typhoon Shelter Section)	DP1,DP3	13 July 2011
HY/2009/19	Central – Wanchai Bypass Tunnel (North Point Section) and Island Eastern Corridor Link	DP1	24 March 2011
HK/2010/06	Wan Chai Development Phase II- Central-Wan Chai Bypass over MTR Tsuen Wan Line	DP3	22 March 2011 (Completed)
HK/2012/08	Wan Chai Development Phase II- Central-Wan Chai Bypass at Wan Chai West	DP1,DP2, DP3	10 March 2014
HY/2010/08	Central- Wanchai Bypass Tunnel – Tunnel (Slip Road 8)	DP1, DP2, DP3	21 March 2013
HY/2011/08	Central - Wan Chai Bypass (CWB) – Tunnel Buildings, Systems and Fittings, and Works Associated with Tunnel Commissioning	DP1	8 October 2014

## 2.4 Project Organization and Contact Personnel

2.4.1. Civil Engineering and Development Department and Highways Department are the overall project controllers for the Wan Chai Development Phase II and Central-Wan Chai Bypass respectively. For the construction phase of the Project, Project Engineer, Contractor(s), Environmental Team and Independent Environmental Checker are appointed to manage and control environmental issues.

2.4.2. The proposed project organization and lines of communication with respect to environmental protection works are shown in **Figure 2.2**. Key personnel and contact particulars are summarized in **Table 2.3**:

**Table 2.3 Contact Details of Key Personnel**

Party	Role	Post	Name	Contact No.	Contact Fax
AECOM	Engineer's Representative for WDII	Principal Resident Engineer	Mr. Frankie Fan	2587 1778	2587 1877
	Engineer's Representative for CWB	Principal Resident Engineer	Mr. Peter Poon	3922 3388	3912 3010
Lam Woo & CO., LTD.	Contractor under Contract no. HY/2009/17	General Manager	Mr. Thomas Tang	6111 5351	2566 7522
		Contractor's Representative	Mr. Chung Man Shek	2566 4866	
		Site Agent	Mr. Tong Au	9725 5874	



Party	Role	Post	Name	Contact No.	Contact Fax
		Environmental Officer	Dr. Priscilla Choy	9161 7287	
		Environmental Supervisor	Mr. Tam Chun Pong	6461 3062	
Chun Wo – Leader Joint Venture	Contractor under Contract no. HK/2009/01	Site Agent	Mr. Simon Liu	2162 9909	2634 1626
		Construction Manager	Mr. Terry Wong	9757 9846	
		Deputy Site Agent	Mr. Andy Yu	9648 4896	
		Construction Manager	Mr. Wyman Wong	9627 2467	
		Construction Manager	Mr. Jack Chu	9775 2467	
		Environmental Officer	Ms. Wendy Ng	9103 2370	
		Assistant Environmental Engineer	Ms. Connie Chan	9047 6148	
Chun Wo – CRGL Joint Venture	Contractor under Contract no. HK/2009/02	Site Agent	Mr. K.K. Yuen	3658-3002	2827 9996
		Project Manager	Mr. Alfred Leung	3658-3022	
		Quality & Environmental Manager (Environmental Officer)	Mr. C.P. Ho	3658-3000	
Chun Wo - CRGL - MBEC_Joint Venture	Contractor under Contract no. HY/2009/19	Project Manager	Mr. David Lau	3758 8879	2570 8013
		Site Agent	Mr. Paul Yu	9456 9819	
		Environmental Manager / Environmental Officer	Mr. M.H. Isa	9884 0810	
		Environmental Engineer	Mr. Calvin Leung	9286 9208	
		Construction Manager (Marine)	Mr. William Luk	9610 1101	
		Construction Manager (Land)	Mr. Patrick Cheung	9643 3012	
		Construction Manager (Land)	Mr. Eric Fong	6191 9337	
		Operation Manager (Land)	Mr. Yung Kwok Wah	9834 1010	



Party	Role	Post	Name	Contact No.	Contact Fax
Leighton Contractors (Asia) Limited	Contractor under Contract no. HY/2009/18	Site Agent	Mr. Desmond Sze	2214 7700	2140 6799
		Deputy Site Agent	Mr. Roger Wong	2214 7703	
		Environmental Officer	Ms. Lighting Chan	2823 1161	
		Environmental Engineer	Mr. David Hung	2214 7721	
		Assistant Environmental Engineer	Mr. Penny Yiu	2214 7738	
		Environmental Supervisor	Mr. K. P. Lai	6461 4660	
		Environmental Supervisor	Mr. Ray Cheng	2214 7742	
		Environmental Supervisor	Mr. K. W. Lee	6461 4623	
		Environmental Supervisor	Mr. Dorothy Shing	2214 7705	
		Environmental Supervisor	Mr. C. Y. Au Yeung	6461 8631	
China State Construction Engineering (HK) Ltd.	Contractor under Contract no. HY/2009/15	Project Director	Mr. K C Cheung	2823 7813	2865 5229 2566 2192
		Site Manager	Mr. J.H. Chen	3557 6368	
		Contractor's Representative	Mr. Gene Cheung	3557 6395	
		Head of construction	Mr. Roger Cheung	3557 6371	
		Environmental Officer	Mr. Andy Mak	3557 6215	
		Environmental Supervisor	Ms. Esther Choi	35576348	
Gammon - Leader JV	Contractor under Contract no. HK/2010/06	Project Manager	Mr. Paul Lui	9095 7922	2529 2880
		Site Agent	Mr. Eric Yip	2529 2068	
		Environmental Officer	Mr. Clement Pang	9481 6024	
		Environmental Supervisor	Mr. Jacky Cheung	9735 9200	
China State-Leader JV	Contractor under Contract no. HK/2012/08	Project Director	Mr. Andrew TSE	9137 1811	2877 1522
		Project Manager	Mr. Victor WU	9193 8871	
		Deputy Project Manager	Mr. George CHEUNG	9268 1918	
		Site Agent	Mr. Paul LUI	9095 7922	
		Environmental Officer	Mr. James MA	9130 9549	
		Environmental Supervisor	Mr. Ching Man, CHAN	6050 4919	



Party	Role	Post	Name	Contact No.	Contact Fax
China State	Contractor under Contract no.HY/2010/08	Project Director	Cheung Kit Cheung	3557 6399	2566 8061
		Project Manager	Chan Ying Lun	9812 0592	
		Deputy Project Manager	Chris Leung	3467 4299	
		Site Agent	Dr. Dave Chan	3467 4277	
		Environmental Officer	Mr. C.M. Wong	3557 6464	
		Environmental Supervisor	Mr. Louis Lam Tsz Kwan	3557 6470	
Leighton Joint Venture	Contractor under Contract no. HY/2011/08	Project Manager	Paul Evans	2823 1111	21406799
		Site Agent	Colman Wong	9730 0806	
		Environmental Officer	Chris Chan	9765 6151	
		Environmental Supervisor	Penny Yiu	2214 7738	
ENVIRON Hong Kong Limited	Independent Environmental Checker (IEC)	Independent Environmental Checker (IEC)	Mr. David Yeung	3465 2888	3465 2899
Lam Geotechnics Limited	Environmental Team (ET)	Environmental Team Leader (ETL)	Mr. Raymond Dai	2882 3939	2882 3331

2.4.3. In this reporting month, the principal work activities of individual contracts are included as follows:

Contract no. HY/2009/18 - Central - Wan Chai Bypass (CWB) - Central Interchange under FEP-05/364/2009/A

- Excavation of trial pit
- Transplanting of trees
- Drainage works
- Tunnel works including scaffolding erection, excavation,
- Roadside barriers, top and base slab construction
- Trough structure construction and associated drilling and grouting
- Road works
- Bridges construction

Contract no. HK/2009/01 - Wan Chai Development Phase II - Central - Wan Chai Bypass at Hong Kong Convention and Exhibition Centre - Tunnel Works under FEP-02/364/2009

- Stage 1 construction of tunnel structures was continued.
- Stage 2 excavation and ELS works for construction of exhaust duct was continued.
- Stage 2 pumping test was completed.
- Demolition works at HKCEC pump house Kiu Lok portion was completed.
- Demolition of 10 nos. of pump cells at Convention Avenue was substantially completed.
- Stage 3 installation of pre-bored H-piles was continued.
- The demolition of bulkhead wall at Stage 2 and 3 interface was completed.
- Discharge cooling main laying works for BI, BG & BF were continued.
- Construction of box culvert was continued. Blinding layer of Bay 1 fabrication yard was cast and formwork was subsequently carried out. 8 nos. of pile heads at Bay 1 were removed.

Contract no. HK/2009/02 - Wan Chai Development Phase II - Central - Wan Chai Bypass at Wan Chai East (CWB Tunnel) under FEP-01/364/2009

- Excavation & installation of ELS at Strut S2 Level
- Excavation to Strut S3 Level
- Bored pile construction PS34, PS35, PS36, PS37
- D-Wall construction.
- Demolition of HHR Flyover Approach Ramp

Contract no. HY/2009/15 - Central-Wanchai Bypass – Tunnel (Causeway Bay Typhoon Shelter Section) under FEP-06/364/2009/A

- Mined Tunnel drill-and-break works at East and West Portal
- Permanent lining structure at Mined Tunnel



Contract no. HY/2009/19 - Central - Wanchai Bypass Tunnel (North Point Section) and Island Eastern Corridor Link under FEP-07/364/2009/A

- Bored piling (Land)
- ELS for Cut & Cover Tunnel and EVB
- Excavation of EVB continue
- Laying of 1350 pipe
- Pre-bored H-pile for Admin. Building continue
- Construction of Bridge E
- Construction of Pump Sump E
- Construction of Bridge F4 and F5 Wing Extension
- Installation of Noise Barrier/enclosure
- Modification of existing crosshead at Pier 17-18
- IECL Road modification and removal of Median Barrier
- Construction of Pile Cap F1B
- Abutment D12 construction
- Demolition of Hing Fat Street Slip Road
- Saw cut of parapet at IEC west bound
- Mini-pile construction for TA2 bridge

Contract no. HK/2012/08 – Wan Chai Development Phase II – Central- Wan Chai Bypass at Wan Chai West under FEP-09/364/2009B

- Diaphragm wall construction
- Bored Pile Construction

Contract no. HY/2010/08 –Central - Wan Chai Bypass (CWB) –Tunnel (Slip Road 8) under FEP-10/364/2009B

- Tree thinning works,
- Tree works within off-site nursery compound,
- Tree transplant works,
- Shurbs planting works,
- Drainage improvement works,
- Sheet piling works,
- Excavation and Lateral Support for U-structure,
- Erection of noise absorption sheeting,
- Pipe piling & grouting works,
- Utility diversion works,
- Waterproofing works &
- Construction of Bowling Green Office.

Contract no. HY/2011/08 –Central - Wan Chai Bypass (CWB) –Tunnel Buildings, Systems and Fittings, and Works Associated with Tunnel Commissioning under FEP-11/364/2009B

- Drill and fix starter bars on West Ventilation Building tunnel slab for building wall

In coming reporting month, the principal work activities of individual contracts are anticipated as follows:

Contract no. HY/2009/18 – Central – Wan Chai Bypass (CWB) – Central Interchange under FEP-05/364/2009/A

- Excavation of trial pit
- Transplanting of trees
- Drainage works
- Tunnel works including scaffolding erection, excavation,
- Roadside barriers, top and base slab construction, extract sheet pile, waterproofing and backfill
- Trough structure construction and associated drilling and grouting
- Road works
- Bridges construction

Contract no. HK/2009/01 – Wan Chai Development Phase II – Central – Wan Chai Bypass at Hong Kong Convention and Exhibition Centre – Tunnel Works under FEP-02/364/2009

- Stage 1 Construction of tunnel structures would be completed in early Dec 2014.
- Stage 2 Construction of tunnel structures would be commenced.
- Stage 2 ELS works for exhaust duct would be continued and to be completed in mid-Dec 2014.
- Stage 3 Excavation and ELS works would be carried out.
- The precast unit of Bay 1 would be installed.
- The structure works of Bay 2 and Bay 7 would be in progress at both south and north side of the water channel concurrently.
- Pipelaying works for S5A and S5B would be carried out after plant demobilization at box culvert Bay 2.
- The pipelaying works for discharge cooling main would be continued.
- Pressure test for salt watermain S8B and swabbing works for salt watermain S9 would be carried out.
- Sewage works at Fenwick Pier Street would be carried out.

Contract no. HK/2009/02 – Wan Chai Development Phase II – Central – Wan Chai Bypass at Wan Chai East (CWB Tunnel) under FEP-01/364/2009

- Excavation & installation of ELS at Strut S3 Level.
- Excavation & installation of ELS at Strut S4 Level
- Bored pile construction.
- D-Wall construction works.

Contract no. HY/2009/15 – Central-Wanchai Bypass – Tunnel (Causeway Bay Typhoon Shelter Section) under FEP-06/364/2009/A

- Mined Tunnel drill-and-break works at East and West Portal
- Permanent lining structure at Mined Tunnel

Contract no. HY/2009/19 – Central – Wanchai Bypass Tunnel (North Point Section) and Island Eastern Corridor Link under FEP-07/364/2009/A

- Bored piling (Land)
- ELS for Cut & Cover Tunnel and EVB
- Laying of 1350 pipe
- Pre-bored H-pile for Admin. Building continue
- Construction of Bridge E
- Construction of Bridge F4 and F5 Wing Extension
- Construction of Pump Sump E
- Installation of Noise Barrier/enclosure
- Modification of existing crosshead at Pier 17-18
- IECL Road modification and removal of Median Barrier
- Construction of TB Bridge
- Construction of Column F1B
- Abutment D12 construction
- Demolition of Hing Fat Street Slip Road

Contract no. HK/2012/08 – Wan Chai Development Phase II – Central- Wan Chai Bypass at Wan Chai West under FEP-09/364/2009/B

- Diaphragm wall construction
- Bored Pile Construction

Contract no. HY/2010/08 – Central - Wan Chai Bypass (CWB) – Tunnel (Slip Road 8) under FEP-10/364/2009

- Tree works within off-site nursery compound,
- Drainage improvement works,
- Sheet piling works,
- Excavation and Lateral Support for U-structure,
- Erection of noise absorption sheetings,
- Pipe piling & grouting works,
- Utility diversion,
- Construction of Bowling Green Office and
- Waterproofing works.

Contract no. HY/2011/08 – Central - Wan Chai Bypass (CWB) – Tunnel Buildings, Systems and Fittings, and Works Associated with Tunnel Commissioning under FEP-11/364/2009B

- Construct slab and wall for West Ventilation Building

### 3 STATUS OF REGULATORY COMPLIANCE

#### 3.1 Status of Environmental Licensing and Permitting under the Project

3.1.1. A summary of the current status on licences and/or permits on environmental protection pertinent to the Project is shown in **Table 3.1**.

**Table 3.1 Summary of the current status on licences and/or permits on environmental protection pertinent to the Project**

Permits and/or Licences	Reference No.	Issued Date	Status
Environmental Permit	EP-356/2009	30 Jul 2009	Valid
Environmental Permit	EP-364/2009	17 Aug 2009	Superseded
Environmental Permit	EP-364/2009/A	4 Aug 2010	Superseded
Environmental Permit	EP-364/2009/B	20 Sep 2012	Superseded
Environmental Permit	EP-364/2009/C	11 Jul 2014	Valid
Environmental Permit	EP-376/2009	13 Nov 2010	Valid
Further Environmental Permit	FEP-01/356/2009	18 Feb 2010	Surrendered
Further Environmental Permit	FEP-02/356/2009	24 Mar 2010	Valid
Further Environmental Permit	FEP-03/356/2009	24 Mar 2010	Valid
Further Environmental Permit	FEP-04/356/2009	15 Nov 2010	Valid
Further Environmental Permit	FEP-05/356/2009	24 Mar 2011	Surrendered
Further Environmental Permit	FEP-06/356/2009	5 March 2013	Valid
Further Environmental Permit	FEP-07/356/2009	26 July 2013	Valid
Further Environmental Permit	FEP-01/364/2009	24 Mar 2010	Valid
Further Environmental Permit	FEP-02/364/2009	21 Apr 2010	Valid
Further Environmental Permit	FEP-03/364/2009	12 July 2010	Surrendered
Further Environmental Permit	FEP-04/364/2009/A	14 Oct 2010	Surrendered
Further Environmental Permit	FEP-05/364/2009/A	15 Nov 2010	Valid
Further Environmental Permit	FEP-06/364/2009/A	22 Nov 2010	Valid
Further Environmental Permit	FEP-07/364/2009/A	25 Feb 2011	Valid
Further Environmental Permit	FEP-08/364/2009/A	15 June 2012	Surrendered
Further Environmental Permit	FEP-09/364/2009/B	5 March 2013	Valid
Further Environmental Permit	FEP-10/364/2009/B	26 July 2013	Valid

Further Environmental Permit	FEP-11/364/2009/B	2 May 2014	Valid
------------------------------	-------------------	------------	-------

- 3.1.2. Due to the multi-contract nature of the Project, the status of permits and/or licences under the individual contract(s) are presented as below:

Contract no. HY/2009/17 – Central – Wan Chai Bypass (CWB) at FEHD Whitfield Depot – Advanced piling works under FEP-03/364/2009

- 3.1.3. The construction works was completed and the FEP-03/364/2009 was surrendered by the Contractor on 28 March 2013.

Contract no. 04/HY/2006 – Reconstruction of Bus Terminus near Man Yiu Street and Man Kwong Street under FEP-04/364/2009/A

- 3.1.4. The construction works was completed, and the FEP-04/HY/2006 was surrendered by the Contractor on 11 February 2011.

Contract no. HK/2010/06 - Wan Chai Development Phase II - Central - Wan Chai Bypass over MTR Tsuen Wan Line under FEP-08/364/2009/A

- 3.1.5. The construction works was completed, and the FEP-08/364/2009/A was surrendered by the Contractor on 3 October 2014.

Contract no. HK/2009/01 – Wan Chai Development Phase II – Central – Wan Chai Bypass at Hong Kong Convention and Exhibition Centre – Tunnel Works under FEP-02/364/2009

3.1.6. Summary of the current status on licences and/or permits on environmental protection pertinent and submission under FEP-02/364/2009 for contract no. HK/2009/01 are shown in **Table 3.4** and **Table 3.5**

**Table 3.4 Cumulative Summary of Valid Licences and Permits under Contract no. HK/2009/01**

Permits and/or Licences	Reference No.	Issued Date	Valid Period/ Expiry Date	Status
Further Environmental Permit	FEP-02/356/2009	24 Mar 2010	N/A	Valid
	FEP-02/364/2009	21 Apr 2010	N/A	Valid
Notification of Works Under APCO	313088	06 Jan 2010	N/A	Valid
Construction Noise Permit (CNP) for non-piling equipment	GW-RS0381-14	8 Apr 2014	9 May 2014 to 11 Nov 2014	Cancelled
	GW-RS0435-14	30 Apr 2014	13 May 2014 to 12 Nov 2014	Cancelled
	GW-RS0437-14	7 May 2014	8 May 2014 to 7 Nov 2014	Expired
	GW-RS0451-14	5 May 2014	12 May 2014 to 11 Nov 2014	Expired
	GW-RS0462-14	7 May 2014	8 May 2014 to 7 Nov 2014	Cancelled
	GW-RS0498-14	22 May 2014	24 May 2014 to 22 Nov 2014	Cancelled
	GW-RS0875-14	21 Aug 2014	23 Aug 2014 to 21 Feb 2015	Valid
	GW-RS0765-14	30 Jul 2014	15 Aug 2014 to 15 Feb 2015	Valid
	GW-RS0501-13	9 May 2013	11 May 2013 to 8 Nov 2013	Expired
	GW-RS1056-14	29 Sept 2014	08 Oct 2014 to 7 April 2015	Valid
	GW-RS1274-14	17 Nov 2014	17 Nov 2014 to 16 May 2015	Valid
	GW-RS1051-14	29 Sept 2014	9 Oct 2014 to 8 April 2015	Valid
GW-RS1222-14	05 Nov 2014	08 Nov 2014 to 07 May 2015	Valid	



Permits and/or Licences	Reference No.	Issued Date	Valid Period/ Expiry Date	Status
	GW-RS1309-14	24 Nov 2014	26 Nov 2014 to 25 May 2015	Valid
Discharge Licence	WT00009641- 2011	24 Jul 2011	31 Jul 2016	Valid
	WT00006220- 2010	18 Mar 2010	31 Mar 2015	Valid
	WT00018110- 2014	6 Jan 2014	31 Mar 2015	Valid
Billing account under Waste Disposal Ordinance	7010069	21 Jan 2010	N/A	Valid
Registration as a Chemical Waste Producer	WPN5213-134- C3585-01	21 Jan 2010	N/A	Valid

**Table 3.5 Summary of submission status under FEP-02/364/2009**

EP Condition	Submission	Date of Submission
Condition 2.7 & 2.8	Works Schedule and Location Plan	18 May 2011
Condition 2.6	Environmental Management Organization Chart	18 May 2011
Condition 1.12	Commencement Date of Works	20 Jun 2011
Condition 2.9	Noise Management Plan	10 Jun 2011
Condition 2.11	Landscape Plan (Rev.2)	14 Oct 2014

Contract no. HK/2009/02 – Wan Chai Development Phase II – Central – Wan Chai Bypass at Wan Chai East (CWB Tunnel) under FEP-01/364/2009

3.1.7. Summary of the current status on licences and/or permits on environmental protection pertinent and submission under FEP-01/364/2009 for contract no. HK/2009/02 are shown in **Table 3.6** and **Table 3.7**.

**Table 3.6 Cumulative Summary of Valid Licences and Permits under Contract no. HK/2009/02**

Permits and/or Licences	Reference No.	Issued Date	Valid Period/ Expiry Date	Status
Further Environmental Permit	FEP-03/356/2009	24 Mar 2010	N/A	Valid
	FEP-01/364/2009	24 Mar 2010	N/A	Valid
Notification of Works Under APCO	313962	2 Feb 2010	N/A	Valid
Construction Noise Permit (CNP) for non-piling equipment	GW-RS0460-14	9/5/2014	10 May 2014 to 9 Nov 2014	Expired
	GW-RS0491-14	16/5/2014	17 May 2014 to 16 Nov 2014	Expired
	GW-RS0494-14	16/5/2014	22 May 2014 to 21 Nov 2014	Expired
	GW-RS0482-14	13/5/2014	14 May 2014 to 6 Nov 2014	Expired
	GW-RS0461-14	9/5/2014	10 May 2014 to 9 Nov 2014	Expired
	GW-RS0422-14	30/4/2014	2 May 2014 to 16 Oct 2014	Cancelled
	GW-RS0515-14	26/5/2014	29 May 2014 to 25 Nov 2014	Expired
	GW-RE0565-14	30/5/2014	30 May 2014 to 29 Nov 2014	Expired
	GW-RS0637-14	26/6/2014	02 July 2014 to 01 Jan 2015	Valid
	GW-RS0742-14	25 July 2014	15 Aug 2014 to 14 Feb 2015	Valid
	GW-RS0745-14	25 July 2014	14 Aug 2014 to 13 Feb 2015	Valid
	GW-RS0840-14	18 Aug 2014	02 Aug 2014 to 12 Feb 2015	Valid
GW-RS0889-14	29 Aug 2014	29 Sep 2014 to 19 Mar 2015	Valid	



Permits and/or Licences	Reference No.	Issued Date	Valid Period/ Expiry Date	Status
	GW-RS0910-14	29 Aug 2014	20 Sep 2014 to 19 Mar 2015	Valid
	GW-RS0965-14	12 Aug 2014	14 Sep 2014 to 11 Mar 2015	Valid
	GW-RS0970-14	12 Aug 2014	12 Sep 2014 to 9 Mar 2015	Valid
	GW-RS0946-14	10 Aug 2014	25 Sep 2014 to 24 Mar 2015	Valid
	GW-RS1060-14	30 Sep 2014	3 Oct 2014 to 25 Mar 2015	Valid
	GW-RS1061-14	30 Sep 2014	2 Oct 2014 to 28 Mar 2015	Valid
	GW-RS1110-14	13/ Oct 2014	17 Oct 2014 to 16 Apr 2015	Valid
	GW-RS1109-14	13 Oct 2014	18 Oct 2014 to 17 Apr 2015	Valid
	GW-RS1148-14	21 Oct 2014	23 Oct 2014 to 9 Apr 2015	Valid
	GW-RS1189-14	31/10/2014	22 Nov 2014 to 21 May 2015	Valid
	GW-RS1190-14	31/10/2014	17 Nov 2014 to 16 May 2015	Valid
	GW-RS1192-14	31/10/2014	07 Nov 2014 to 6 May 2015	Valid
	GW-RS1199-14	31/10/2014	07 Nov 2014 to 6 May 2015	Valid
	GW-RS1208-14	31/10/2014	16 Nov 2014 to 3 May 2015	Valid
	GW-RS1218-14	5/11/2014	7 Nov 2014 to 02 May 2015	Valid
GW-RS1321-14	21/11/2014	24 Nov 2014 to 16 May 2015	Valid	
Discharge Licenses	WT00006249- 2010	22 Mar 2010	31 Mar 2015	Valid
	WT00006436- 2010	15 Apr 2010	30 Apr 2015	Valid
	WT00006673- 2010	14 May 2010	31 Mar 2015	Cancelled

Permits and/or Licences	Reference No.	Issued Date	Valid Period/ Expiry Date	Status
	WT00006757-2010	28 May 2010	31 May 2015	Valid
	WT00007129-2010	28 July 2010	31 Jul 2015	Valid
	WT00008982-2011	26 April 2011	30 April 2016	Valid
	WT00009691-2011	1 Aug 2011	31 July 2016	Valid
Billing Account under Waste Disposal Ordinance (Land)	7010255	10 Feb 2010	N/A	Valid
Registration as Chemical Waste Producer (Wan Chai)	WPN5213-135-C3593-01	10 Mar 2010	N/A	Valid
Registration as Chemical Waste Producer (TKO 137)	WPN5213-839-C3593-02	22 Sep 2010	N/A	Valid

**Table 3.7 Summary of submission status under FEP-01/364/2009**

EP Condition	Submission	Date of Submission
Condition 2.7 and 2.8	Works Schedule and Location Plan	14 Jun 2011
Condition 2.6	Environmental Management Organization Chart	14 Jun 2011
Condition 1.12	Commencement Date of Works	21 Jun 2011
Condition 2.11	Landscape Plan (Revision B)	20 Nov 2012
Condition 2.9	Noise Management Plan (Revision B)	13 Jan 2012

Contract no. HY/2009/18 – Central – Wan Chai Bypass (CWB) – Central Interchange under FEP-05/364/2009/A

3.1.8. Summary of the current status on licences and/or permits on environmental protection pertinent and submission under FEP-05/364/2009A for contract no. HY/2009/18 are shown in Table 3.8 and Table 3.9.

**Table 3.8 Cumulative Summary of Valid Licences and Permits under Contract no. HY/2009/18**

Permit / Licence / Notification / Approval	Reference No.	Issued Date	Valid Period/ Expiry Date	Status
Further Environmental Permit	FEP-05/364/2009/A	15 Nov 2010	Permit issued	Valid
Notification of Works Under APCO	322293	07 Oct 2010	Notified	Valid
Construction Noise Permit (CNP) for non-piling equipment	GW-RS0379-14	15 Apr 2014	03 May 2014 to 01 Nov 2014	Expired
	GW-RS0426-14	29 April 2014	08 May 2014 – 07 Nov 2014	Cancelled
	GW-RS0428-14	29 April 2014	15 May 2014 – 14 Nov 2014	Expired
	GW-RS0469-14	12 May 2014	14 May 2014 – 07 Nov 2014	Expired
	GW-RS0585-14	05 June 2014	09 June 2014 – 14 Nov 2014	Expired
	GW-RS0694-14	04 July 2014	07 July 2014 – 03 Jan 2015	Valid
	GW-RS0830-14	07 Aug 2014	08 Aug 2014 – 03 Jan 2015	Cancelled
	GW-RS1151-14	22 Oct 2014	03 Nov 2014 – 30 Apr 2015	Valid
	GW-RS1154-14	28 Oct 2014	05 Nov 2014 – 02 Apr 2015	Valid
	GW-RS1248-14	06 Nov 2014	08 Nov 2014 – 07 Apr 2015	Valid
Discharge Licenses	WT00012998-2012	25 May 2012	31 Jan 2016	Valid
	WT00013967-2012	17 Sep 2012	30 Sep 2017	Valid
	WT00014966-2013	08 Jan 2013	31 Jan 2018	Valid
Registration as a Waste Producer	WPN: 8335-121-L1048-04	17 Dec 2010	N/A	Registration completed
Billing Account under Waste Disposal Ordinance (Land)	Account No.: 7011587	11 Oct 2010	Account approved	Valid

**Table 3.9 Summary of submission status under FEP-05/364/2009/A**

EP Condition	Submission	Date of Submission
Condition 2.9	Noise Management Plan	01 March 2011
Condition 2.10	Landscape Plan (Rev. 6)	19 May 2014

Contract no. HY/2009/15 – Central-Wanchai Bypass – Tunnel (Causeway Bay Typhoon Shelter Section) under FEP-06/364/2009/A

3.1.9. Summary of the current status on licences and/or permits on environmental protection pertinent and submission under FEP-06/364/2009/A for contract no. HY/2009/15 are shown in **Table 3.10** and **Table 3.11**

**Table 3.10 Cumulative Summary of Valid Licences and Permits under Contract no. HY/2009/15**

Permits and/or Licences	Reference No.	Issued Date	Valid Period/ Expiry Date	Status
Further Environmental Permit	FEP-04/356/2009	22 Nov 2010	N/A	Valid
	FEP-06/364/2009/A	22 Nov 2010	N/A	Valid
Notification of Works Under APCO	321822	24 Sep 2010	N/A	Valid
Construction Noise Permit (CNP) for non-piling equipment	GW-RS0429-14	30 Apr 2014	4 May 2014 to 3 Nov 2014	Cancelled
	GW-RS0592-14	9 Jun 2014	11 Jun 2014 to 4 Dec 2014	Valid
	GW-RS0702-14	9 Jul 2014	11 Jul 2014 to 07 Jan 2015	Valid
	GW-RS0600-14	11 Jun 2014	02 Jul 2014 to 07 Jan 2015	Valid
	GW-RS0649-14	26 Jun 2014	1 Jul 2014 to 31 Dec 2014	Cancelled
	GW-RS0721-14	16 Jul 2014	18 Jul 2014 to 15 Jan 2015	Valid
	GW-RS0944-14	8 Sep 2014	8 Sep 2014 to 7 Mar 2015	Valid
	GW-RS0968-14	12 Sep 2014	12 Sep 2014 to 10 Mar 2015	Valid
GW-RS1164-14	24 Oct 2014	24 Oct 2014 to 23 Apr 2015	Valid	
Registration as a Chemical Waste Producer	WPN: 5213-147-C1169-35	15 Nov 2010	N/A	Valid

Permits and/or Licences	Reference No.	Issued Date	Valid Period/ Expiry Date	Status
Billing Account under Waste Disposal Ordinance	7011553	30 Sep 2010	27 Sep 2010 to 27 Jan 2016	Valid
Water Discharge License (TS1)	WT00008780-2011	24 Nov 2011	24 Nov 2011 to 31 Mar 2016	Valid
Water Discharge License (Discharge at CHT area)	WT00019250-2014	6 Jun 2014	6 Jun 2014 to 31 May 2016	Valid
Water Discharge License (Discharge at TS2)	WT00014974-2013	10 Jan 2013	10 Jan 2013 to 31 Jan 2015	Valid
Water Discharge License (Discharge at TPCWAE)	WT00018167-2014	17 Jan 2014	17 Jan 2014 to 31 Dec 2015	Valid
Water Discharge License (Discharge at TS4)	WT00018542-2014	17 Mar 2014	17 Mar 2014 to 31 Jan 2016	Valid

**Table 3.11 Summary of submission status under FEP-06/364/2009/A**

EP Condition	Submission	Date of Submission
Condition 2.6	Management Organization of Main Construction Companies	11 Mar 2011
	Amendment for Management Organization of Main Construction Companies	16 May 2011
Condition 2.7	Works Schedule	15 Mar 2011
Condition 2.8	Location Plan	15 Mar 2011
Condition 2.9	Noise Management Plan	6 May 2011
Condition 2.10	Landscape Plan	19 May 2014

Contract no. HY/2009/19 – Central – Wanchai Bypass Tunnel (North Point Section) and Island Eastern Corridor Link under FEP-07/364/2009/A

3.1.10. The current status on licences and/or permits on environmental protection pertinent and submission under FEP-07/364/2009/A for contract no. HY/2009/19 are shown in **Table 3.12** and **Table 3.13**

**Table 3.12 Cumulative Summary of Valid Licences and Permits under Contract no. HY/2009/19**

Permits and/or Licences	Reference No.	Issued Date	Valid Period/ Expiry Date	Status
Further Environmental Permit	FEP-07/364/2009/A	25 Feb 2011	N/A	Valid
Notification of Works Under APCO	326160	24 Jan 2011	N/A	Valid
Registration as a Waste Producer	7012306	10 Feb 2011	N/A	Valid
Registration as Chemical Waste Producer	5213-151-C3654-01	24 Mar 2011	N/A	Valid
Application for Vessel Disposal	7012306	21 July 2011	N/A	Valid
Construction Noise Permits (CNP) for non-piling equipment	GW-RS1000-14	17 Sep 2014	19 Sep 2014 to 15 Mar 2015	Cancelled
	GW-RS0506-14	21 May 2014	23 May 2014 to 14 Nov 2014	Cancelled
	GW-RS0507-14	21 May 2014	23 May 2014 to 14 Nov 2014	Cancelled
	GW-RS0752-14	21 Jul 2014	23 July 2014 to 20 Jan 2015	Cancelled
	GW-RS0814-14	08 Aug 2014	08 Aug 2014 to 05 Feb 2015	Cancelled
	GW-RS0826-14	12 Aug 2014	14 Aug 2014 to 11 Feb 2015	Valid
	GW-RS1086-14	09 Oct 2014	11-Oct-14 to 8 Apr 2015	Valid
	GW-RS1215-14	29 Oct 2014	31 Oct 2014 to 28 Apr 2015	Valid
	GW-RS1219-14	30 Oct 2014	1 Nov 21014 to 30 Apr 2015	Valid
GW-RS1299-14	18 Nov 2014	20 Nov 2014 to 17 May 2015	Valid	
Dumping Permit (Tunnel) (Type 1 – Open Sea Disposal)	EP/MD/15-035	18 Jun 2014	18 Jun 2014 to 17 Dec 2014	Valid
Dumping Permit (Tunnel) (Type 1 – Open Sea Disposal (Dedicate Sites) & Type 2 – Confined Marine Disposal)	EP/MD/15-101	06 Sep 2014	05 Oct 2014	Expired



Permits and/or Licences	Reference No.	Issued Date	Valid Period/ Expiry Date	Status
Water Discharge Licence	WT00010093-2011	17-Aug-12	30-Sep-16	Valid
	WT00010865-2011	3-Nov-11	30-Nov-16	Valid

**Table 3.13 Summary of submission status under FEP-07/364/2009/A**

EP Condition	Submission	Date of Submission
Condition 2.13	Landscape Plan (Rev.3)	19 May 2014
Condition 2.9	Noise Management Plan (Rev.3)	5 July 2014

Contract no. HK/2012/08 – Wan Chai Development Phase II – Central- Wan Chai Bypass at Wan Chai West

3.1.11 The current status on licences and/or permits on environmental protection pertinent and submission under FEP-09/264/2009/B for contract no. HK/2012/08 showed in **Table 3.16 and Table 3.17**

**Table 3.16 Cumulative Summary of Valid Licences and Permits under Contract no. HK/2012/08**

Permits and/or Licences	Reference No.	Issued Date	Valid Period/ Expiry Date	Status
Further Environmental Permit	FEP-09/364/2009/B	5 March 2013	N/A	Valid
Notification of Works Under APCO	355439	4 Feb 2013	N/A	Valid
Registration as a Chemical Waste Producer	5213-134-C3790-01	8 Mar 2013	N/A	Valid
Billing Account under Waste Disposal Ordinance	7016883	18 Feb 2013	18 Jul 2017	Valid
Construction Noise Permit (CNP) for non-piling equipment	GW-RS0919-14	5 Sep 2014	7 Sep 2014 to 4 Mar 2015	Valid
	GW-RS1006-14	19 Sep 2014	1 Oct 2014 to 31 Mar 2015	Valid
	GW-RS1244-14	30 Oct 2014	3 Nov 2014 to 28 Feb 2015	Valid
Water Discharge Licence	WT00018223-2014	28 Jan 2014	31 Jan 2019	Valid

**Table 3.17 Summary of submission status under FEP-09/364/2009**

EP Condition	Submission	Date of Submission
Condition 2.9	Noise Management Plan (Rev.2)	9 July 2013
Condition 2.14	Landscape Plan (Rev.3)	1 August 2014

Contract no. HY/2010/08 –Central – Wanchai Bypass Tunnel – Tunnel (Slip Road 8)

3.1.12 The current status on licences and/or permits on environmental protection pertinent and submission under FEP-09/264/2009/B for contract no. HK/2012/08 showed in **Table 3.18 and Table 3.19**

**Table 3.18 Cumulative Summary of Valid Licences and Permits under Contract no. HY/2010/08**

Permits and/or Licences	Reference No.	Issued Date	Valid Period/ Expiry Date	Status
Further Environmental Permit	FEP-10/364/2009/B	2013-07-26	NA	Valid
Notification of Works Under APCO	357176	2013-04-02	NIL	Valid
Registration as a Chemical Waste Producer	WPN5213-147-C1169-44	2013-03-27	NIL	Valid
Billing Account under Waste Disposal Ordinance	7017170	2013-03-27	NIL	Valid
Water Discharge License	WT0001651-2013	2013-07-09	2018-07-28	Valid
Construction Noise Permit (CNP) for non-piling works	GW-RS0599-14	09 Jun 2014	11 Jun 2014 to 6 Dec 2014	Valid
	GW-RS0701-14	04 Jul 2014	5 Jul 2014 to 31 Dec 2014	Valid
	GW-RS0468-14	13 May 2014	13 May 2014 to 10 Nov 2014	Cancelled
	GW-RS0835-14	15 Aug 2014	17 Aug 2014 to 31 Oct 2014	Expired
	GW-RS0867-14	18 Aug 2014	23 Aug 2014 to 19 Feb 2015	Valid
	GW-RS1013-14	19 Sep 2014	19 Sep 2014 to 14 Mar 2015	Valid
	GW-RS1115-14	14 Oct 2014	14 Oct 2014 to 13 Apr 2015	Valid
	GW-RS1213-14	05 Nov 2014	07 Nov 2014 to 03 May 2015	Valid



Permits and/or Licences	Reference No.	Issued Date	Valid Period/ Expiry Date	Status
	GW-RS1214-14	05 Nov 2014	07 Nov 2014 to 30 Nov 2014	Valid
	GW-RS1259-14	07 Nov 2014	09 Nov 2014 to 03 May 2015	Valid
	GW-RS1013-14	19 Nov 2014	19 Nov 2014 to 13 Mar 2015	Valid
Construction Noise Permit (CNP) for pilling works	PP-RS0014-14	2014-07-04	05 Jul 2014 to 03 Jan 2015	Valid

**Table 3.19 Summary of submission status under FEP-10/364/2009**

EP Condition	Submission	Date of Submission
Condition 2.9	Noise Management Plan (Rev.3)	03 January 2014
Condition 2.14	Landscape Plan (Rev2)	19 May 2014

Contract no. HY/2011/08 –Central - Wan Chai Bypass (CWB) –Tunnel Buildings, Systems and Fittings, and Works Associated with Tunnel Commissioning under FEP-11/364/2009B

3.1.13 The current status on licenses and/or permits on environmental protection pertinent and submission under FEP-09/264/2009/B for contract no. HK/2012/08 showed in **Table 3.20 and Table 3.21**

**Table 3.20 Cumulative Summary of Valid Licences and Permits under Contract no. HY/2011/08**

Permits and/or Licences	Reference No.	Issued Date	Valid Period/ Expiry Date	Status
Further Environmental Permit	FEP-11/364/2009/B	2 May 2014	N/A	Valid
Notification of Works Under APCO	355439	4 Feb 2013	N/A	Valid
Registration as a Chemical Waste Producer	5213-134-C3790-01	8 Mar 2013	N/A	Valid
Billing Account under Waste Disposal Ordinance	7016883	18 Feb 2013	18 Jul 2017	Valid
Construction Noise Permit (CNP) for non-piling equipment	GW-RS-1275-14	14 Nov 2014	10 May 2015	Valid
Water Discharge Licence	WT00019644-2014	29 Jul 2014	31 Jul 2019	Valid
	WT00020242-2014	04 Nov 2014	30 Nov 2019	Valid

**Table 3.21 Summary of submission status under FEP-11/364/2009**

EP Condition	Submission	Date of Submission
Condition 2.9	Noise Management Plan (Rev.1)	21 July 2014
Condition 2.14	Landscape Plan (Rev1)	21 July 2014

## 4 MONITORING REQUIREMENTS

### 4.1 Noise Monitoring

#### NOISE MONITORING STATIONS

4.1.1. The noise monitoring stations for the Project are listed and shown in **Table 4.1** and **Figure 4.1**. **Appendix 4.1** shows the established Action/Limit Levels for the monitoring works.

**Table 4.1 Noise Monitoring Stations**

Station	Description
M1a	Harbour Road Sports Centre
M2b	Noon-day Gun Area
M3a	Tung Lo Wan Fire Station
M4b	Victoria Centre
M5b	City Garden
M6	HK Baptist Church Henrietta Secondary School
*M7e	International Finance Centre (Eastern End of Podium)
M7w	International Finance Centre (Western End of Podium)
*M8	City Hall

\* Remark 1: Location ID has been updated from M7 to M8 for City Hall

\* Remark 2: M7e has become a reference station starting from 7 Aug 2012

#### REAL TIME NOISE MONITORING STATIONS

4.1.2. Review of feasibility on the real time noise monitoring stations was conducted in July with IEC. Station, RTN1a, Tung Lo Wan fireboat Station was found not appropriate to be a monitoring station for monitoring the IECL Piling works and Demolition after visited.

4.1.3. The noise monitoring stations for the Project are listed and shown in **Table 4.2** and **Figure 4.1**. **Appendix 4.1** shows the established Action/Limit Levels for the monitoring works.

**Table 4.2 Real Time Noise Monitoring Stations**

District	Station	Description
Tin Hau	RTN1	FEHD Hong Kong Transport Section Whitfield Depot
North Point	RTN2a	Electric Centre
North Point	RTN3	Po Leung Kuk Yu Lee Mo Fan Memorial School
Tin Hau	RTN4	Causeway Bay Community Centre

#### NOISE MONITORING PARAMETERS, FREQUENCY AND DURATION

- 4.1.4. The construction noise level shall be measured in terms of the A-weighted equivalent continuous sound pressure level ( $L_{eq}$ ).  $L_{eq}$  (30 minutes) shall be used as the monitoring parameter for the time period between 0700 and 1900 hours on normal weekdays. For all other time periods,  $L_{eq}$  (5 minutes) shall be employed for comparison with the Noise Control Ordinance (NCO) criteria. Supplementary information for data auditing, statistical results such as  $L_{10}$  and  $L_{90}$  shall also be obtained for reference.
- 4.1.5. Noise monitoring shall be carried out at all the designated monitoring stations. The monitoring frequency shall depend on the scale of the construction activities. The following is an initial guide on the regular monitoring frequency for each station on a weekly basis when noise generating activities are underway:
- One set of measurements between 0700 and 1900 hours on normal weekdays.
- 4.1.6. Real time noise shall be carried out at the designated monitoring stations. The following is an initial guide on the regular monitoring frequency for each station on a 24 hours daily basis when noise generating activities are underway:
- One set of measurements between 0700 and 1900 hours on normal weekdays.
  - One set of measurements between 1900 and 2300 hours on normal weekdays and 0700 and 2300 hours on public holidays.
  - One set of measurements between 2300 and 0700 hours on next day on everyday.
- 4.1.7. If construction works are extended to include works during the hours of 1900 – 0700 as well as public holidays and Sundays, additional weekly impact monitoring shall be carried out during respective restricted hours periods. Applicable permits under NCO shall be obtained by the Contractor.

#### MONITORING EQUIPMENT

- 4.1.8. As referred to in the Technical Memorandum <sup>TM</sup> issued under the NCO, sound level meters in compliance with the International Electrotechnical Commission Publications 651: 1979 (Type 1) and 804: 1985 (Type 1) specifications shall be used for carrying out the noise monitoring. Immediately prior to and following each noise measurement the accuracy of the sound level meter shall be checked using an acoustic calibrator generating a known sound pressure level at a known frequency. Measurements may be accepted as valid only if the calibration level from before and after the noise measurement agree to within 1.0 dB.
- 4.1.9. Noise measurements shall not be made in fog, rain, wind with a steady speed exceeding 5 m/s or wind with gusts exceeding 10 m/s. The wind speed shall be checked with a portable wind speed meter capable of measuring the wind speed in m/s.
- 4.1.10. The sound level meter shall be checked using an acoustic calibrator generating a known sound pressure level at a known frequency before deployment to the site and during each site visit. Measurements will be accepted as valid only if the calibration level from before and after the noise measurement agree to within 1.0 dB.

**Air Monitoring**

AIR QUALITY MONITORING STATIONS

4.2.1. The air monitoring stations for the Project are listed and shown in **Table 4.3** and **Figure 4.1**. **Appendix 4.1** shows the established Action/Limit Levels for the monitoring works.

**Table 4.3 Air Monitoring Stations**

Station ID	Monitoring Location	Description
CMA1b	Oil Street Site Office**	North Point (Re-commenced on 14 November 2011)
CMA2a	Causeway Bay Community Centre	Causeway Bay
CMA3a	CWB PRE Site Office *	Causeway Bay
CMA4a	Society for the Prevention of Cruelty to Animals	Wan Chai
CMA5a	Children Garden opposite to Pedestrian Plaza	Wan Chai
MA1e	International Finance Centre (Eastern End of Podium)	Central
MA1w	International Finance Centre (western End of Podium)	Central

Remarks\*: As per the ENPC meeting in March 2011, the monitoring stations CMA3a – Future CWB site office at Wanchai Waterfront Promenade was renamed as remark.

Remarks\*\*: The location ID of monitoring station CMA1b was updated as “Oil Street Site Office” in April 2013.

AIR MONITORING PARAMETERS, FREQUENCY AND DURATION

- 4.2.2. One-hour and 24-hour TSP levels should be measured to indicate the impacts of construction dust on air quality. The 24-hour TSP levels shall be measured by following the standard high volume sampling method as set out in the Title 40 of the Code of Federal Regulations, Chapter 1 (Part 50), Appendix B.
- 4.2.3. All relevant data including temperature, pressure, weather conditions, elapsed-time meter reading for the start and stop of the sampler, identification and weight of the filter paper, and any other local atmospheric factors affecting or affected by site conditions, etc., shall be recorded down in detail.
- 4.2.4. For regular impact monitoring, the sampling frequency of at least once in every six-days, shall be strictly observed at all the monitoring stations for 24-hour TSP monitoring. For 1-hour TSP monitoring, the sampling frequency of at least three times in every six-days should be undertaken when the highest dust impact occurs.

## SAMPLING PROCEDURE AND MONITORING EQUIPMENT

4.2.5. High volume samplers (HVSs) in compliance with the following specifications shall be used for carrying out the 1-hour and 24-hour TSP monitoring:

- 0.6 – 1.7 m<sup>3</sup> per minute adjustable flow range;
- Equipped with a timing / control device with +/- 5 minutes accuracy for 24 hours operation;
- Installed with elapsed-time meter with +/- 2 minutes accuracy for 24 hours operation;
- Capable of providing a minimum exposed area of 406 cm<sup>2</sup>;
- Flow control accuracy: +/- 2.5% deviation over 24-hour sampling period;
- Equipped with a shelter to protect the filter and sampler;
- Incorporated with an electronic mass flow rate controller or other equivalent devices;
- Equipped with a flow recorder for continuous monitoring;
- Provided with a peaked roof inlet;
- Incorporated with a manometer;
- Able to hold and seal the filter paper to the sampler housing at horizontal position;
- Easily changeable filter; and
- Capable of operating continuously for a 24-hour period.

4.2.6. Initial calibration of dust monitoring equipment shall be conducted upon installation and thereafter at bi-monthly intervals. The transfer standard shall be traceable to the internationally recognized primary standard and be calibrated annually. The concern parties such as IEC shall properly document the calibration data for future reference. All the data should be converted into standard temperature and pressure condition.

## LABORATORY MEASUREMENT / ANALYSIS

4.2.7. A clean laboratory with constant temperature and humidity control, and equipped with necessary measuring and conditioning instruments to handle the dust samples collected, shall be available for sample analysis, and equipment calibration and maintenance. The laboratory should be HOKLAS accredited.

4.2.8. Filter paper of size 8" x 10" shall be labelled before sampling. It shall be a clean filter paper with no pinholes, and shall be conditioned in a humidity-controlled chamber for over 24-hours and be pre-weighed before use for the sampling.

4.2.9. After sampling, the filter paper loaded with dust shall be kept in a clean and tightly sealed plastic bag. The filter paper shall then be returned to the laboratory for reconditioning in the humidity controlled chamber followed by accurate weighing by an electronic balance with readout down to 0.1 mg. The balance shall be regularly calibrated against a traceable standard.

4.2.10. All the collected samples shall be kept in a good condition for 6 months before disposal.

4.2.11. Current calibration certificates of equipments are presented in **Appendix 4.2**.



## 5.0 MONITORING RESULTS

5.0.1. The environmental monitoring will be implemented based on the division of works areas of each designated project managed under different contracts with separate FEP applied by individual contractors. Overall layout showing work areas of various contracts, latest status of work commencement and monitoring stations is shown in **Figure 2.1** and **Figure 4.1**. The monitoring results are presented in according to the Individual Contract(s).

5.0.2. In the reporting month, the concurrent contracts are as follows:

- Contract no. HY/2009/15 – Central-Wanchai Bypass – Tunnel (Causeway Bay Typhoon Shelter Section)
- Contract no. HY/2009/18 – Central – Wan Chai Bypass (CWB) – Central Interchange
- Contract no. HY/2009/19 – Central – Wanchai Bypass Tunnel (North Point Section) and Island Eastern Corridor Link
- Contract no. HY/2010/08 – Central- Wanchai Bypass Tunnel (Slip Road 8 Section)
- Contract no. HK/2009/01 – Wan Chai Development Phase II – Central – Wan Chai Bypass at Hong Kong Convention and Exhibition Centre
- Contract no. HK/2009/02 - Wan Chai Development Phase II – Central - Wan Chai Bypass at Wan Chai East
- Contract no. HK/2012/08 – Wan Chai Development Phase II – Central – Wan Chai Bypass at Wan Chai West
- Contract no. HY/2011/08 – Central - Wan Chai Bypass (CWB)– Tunnel Buildings, Systems and Fittings, and Works Associated with Tunnel Commissioning

5.0.3. The environment monitoring schedules for reporting month and coming month are presented in **Appendix 5.1**.

**5.1 Noise Monitoring Results**

5.1.1 Monitoring for report of review baseline noise level was performed from 11 April 2011 to 8 June 2011. Then the report was submitted on the 20 June 2011, verified by IEC on 18 July 2011 and was approved by ER by January 2012. The new baseline is used for the noise calculation starting from January 2012.

Contract no. HY/2009/18 – Central – Wan Chai Bypass (CWB) – Central Interchange under FEP-05/364/2009/A

5.1.2 Noise monitoring for the Central Interchange works under contract no. HY/2009/18 was commenced on 22 April 2011. The proposed division of noise monitoring stations for Contract no. HY/2009/18 are summarized in **Table 5.1** below:

**Table 5.1 Noise Monitoring Stations for Contract no. HY/2009/18**

Station	Description
*M7e	International Finance Centre (Eastern End of Podium)
M7w	International Finance Centre (Western End of Podium)
M8	City Hall

\* Remark: M7e has become a reference station starting from 7 Aug 2012

5.1.3 No action or limit level exceedance was recorded in this reporting month.

5.1.4 Noise monitoring results measured in this reporting period are reviewed and summarized. Details of noise monitoring results and graphical presentation can be referred in **Appendix 5.2**.

Contract no. HK/2009/01 – Wan Chai Development Phase II – Central – Wan Chai Bypass at Hong Kong Convention and Exhibition Centre – Tunnel Works under FEP-02/364/2009 and Contract no. HK/2009/02 – Wan Chai Development Phase II – Central – Wan Chai Bypass at Wan Chai East (CWB Tunnel) under FEP-01/364/2009

5.1.5 The commencement of construction works for Contract no. HK/2009/01 under FEP-02/364/2009 is on 25 August 2011 and HK/2009/02 under FEP-01/364/2009 is on 26 April 2011. The proposed division of noise monitoring stations are summarized in **Table 5.2** below.

**Table 5.2 Noise Monitoring Station for Contract no HK/2009/01 and HK/2009/02**

Station	Description
M1a	Harbour Road Sports Centre

5.1.6 No action or limit level exceedance was recorded in this reporting month.

5.1.7 Noise monitoring results measured in this reporting period are reviewed and summarized. Details of noise monitoring results and graphical presentation can be referred in **Appendix 5.2**.

Contract no. HY/2009/15 – Central-Wanchai Bypass – Tunnel (Causeway Bay Typhoon Shelter Section) under FEP-06/364/2009/A

5.1.8 The commencement of construction works for Contract no. HY/2009/15 under FEP-06/364/2009/A was on 13 July 2011. Noise monitoring was commenced on 13 July 2011. The proposed divisions of noise monitoring stations are summarized in **Table 5.3** below.

**Table 5.3 Noise Monitoring Stations for Contract no. HY/2009/15**

Station	Description
M2b	Noon Gun Area
M3a	Tung Lo Wan Fire Station

5.1.9 No action or limit level exceedance was recorded in this reporting month.

5.1.10 Noise monitoring results measured in this reporting period are reviewed and summarized. Details of noise monitoring results and graphical presentation can be referred in **Appendix 5.2**.

Contract no. HY/2009/19 – Central – Wanchai Bypass Tunnel (North Point Section) and Island Eastern Corridor Link under FEP-07/364/2009/A

5.1.11 Noise monitoring for the tunnel works under contract no. HY/2009/19 was commenced on 24 April 2011. The proposed division of noise monitoring stations are summarized in **Table 5.4** below.

**Table 5.4 Noise Monitoring Stations for Contract no. HY/2009/19**

Station	Description
M4b	Victoria Centre
M5b	City Garden
M6	HK Baptist Church Henrietta Secondary School

5.1.12 No action or limit level exceedance was recorded in this reporting month.

5.1.13 Noise monitoring results measured in this reporting period are reviewed and summarized. Details of noise monitoring results and graphical presentation can be referred in **Appendix 5.2**. Details of the Notification of Exceedance can be referred in **Appendix 6.2**.

Contract no. HY/2010/08 – Central-Wanchai Bypass –Wanchai Bypass Tunnel (Slip Raod 8 Section) under FEP-09/364/2009/B

5.1.14 The commencement of construction works for Contract no. HY/2010/08 under FEP-10/364/2009/B was on 02 September 2013. Noise monitoring was commenced on 02 September 2013. The proposed divisions of noise monitoring stations are summarized in **Table 5.5** below.

**Table 5.5 Noise Monitoring Stations for Contract no. HY/2010/08**

Station	Description
M3a	Tung Lo Wan Fire Station

5.1.15 No action or limit level exceedance was recorded in this reporting month.

5.1.16 Noise monitoring results measured in this reporting period are reviewed and summarized. Details of noise monitoring results and graphical presentation can be referred in **Appendix 5.2**.

Contract no. HY/2011/08 – Central - Wan Chai Bypass (CWB) – Tunnel Buildings, Systems and Fittings, and Works Associated with Tunnel Commissioning

5.1.17 Noise monitoring for the Central Interchange works under contract no. HY/2009/18 was commenced on 22 April 2011. The proposed division of noise monitoring stations for Contract no. HY/2009/18 are summarized in **Table 5.1** below:

**Table 5.6 Noise Monitoring Stations for Contract no. HY/2011/08**

Station	Description
*M7e	International Finance Centre (Eastern End of Podium)
M7w	International Finance Centre (Western End of Podium)
M8	City Hall

\* Remark: M7e has become a reference station starting from 7 Aug 2012

5.1.18 No action or limit level exceedance was recorded in this reporting month.

5.1.19 Noise monitoring results measured in this reporting period are reviewed and summarized. Details of noise monitoring results and graphical presentation can be referred in **Appendix 5.2**.

## 5.2 Real Time Noise Monitoring Results

- 5.2.1. As confirmed by CWB RSS, the IECL parapet removal operations and associated construction work will commence in June 2013. Liaison was conducted with HK Baptist Church Henrietta Secondary School, Po Leung Kuk Yu Lee Mo Fan Memorial School and Causeway Bay Community Centre regarding the set up of RTN3 real time noise monitoring station.
- 5.2.2. Causeway Bay Community Centre has granted permission for set up on 21 Dec 2012 and station set up was performed on 27 Dec 2012. The baseline noise level of RTN4- Causeway Bay Community Centre will adopt the results from the baseline noise monitoring report for EP/364/2009 in 22 April 2010 in which approved by EPD.
- 5.2.3. Real time noise monitoring at RTN4-Causeway Bay Community Centre was commenced on 13 Jan 2013.
- 5.2.4. Po Leung Kuk Yu Lee Mo Fan Memorial School grant permission for set up on 4 Sep 2012 and station set up was performed on 14 Sep 2012. Real time noise baseline capturing was conducted during time period without construction work from 21 Sep 2012 to 04 Oct 2012.
- 5.2.5. Real time noise monitoring at RTN3 – Po Leung Kuk Yu Lee Mo Fan Memorial School was commenced since 06 Oct 2012.
- 5.2.6. Oil Street Community Liaison Centre was confirmed to be demolished in mid-October by CWB RSS. This presented a need for relocation of RTN2 – Oil Street Community Liaison Centre. After liaison with Hong Kong Electric, permission was granted on 21 Sep 2012 for real time noise monitoring set up at City Garden Electric Centre (RTN2a – Electric Centre), which is a representative of the noise sensitive receiver City Garden.
- 5.2.7. RTN2 previously located at oil Street Community Liaison Centre was relocated to Hong Kong Electric Centre on 5 Oct 2012, which is a representative of the noise sensitive receiver City Garden. The baseline noise level of RTN2a will adopt the results derived from the baseline noise monitoring conducted at Electric Centre from 4 December 2009 to 17 December 2009.
- 5.2.8. Real-time noise monitoring station RTN1-FEHD Whitfield Depot was finely adjusted from 2/F to roof-top at FEHD Whitfield Depot on 24 June 2013 with respect to the commencement of advance works for IEC parapet demolition.

Contract no. HY/2009/19 – Central – Wanchai Bypass Tunnel (North Point Section) and Island Eastern Corridor Link under FEP-07/364/2009/A

- 5.2.9. The proposed division of noise monitoring stations are summarized in **Table 5.7** below. Real time noise monitoring for major construction works under contract no. HY/2009/19 was commenced on 24 April 2011.

**Table 5.7 Real Time Noise Monitoring Stations for Contract no. HY/2009/19**

Location ID	District	Description
RTN1	Tin Hau	FEHD Hong Kong Transport Section Whitfield Depot
RTN2a	North Point	Electric Centre
RTN3	North Point	Po Leung Kuk Yu Lee Mo Fan Memorial School
RTN4	Tin Hau	Causeway Bay Community Centre

*\* Real time noise monitoring results and graphical presentation during night time period are for information only.*

*\*Real-time noise monitoring results and graphical presentation for RTN3 during restricted hours are for information only as no night classes were conducted at the educational institute.*

5.2.10. No Limit level exceedance was recorded at RTN1-FEHD Hong Kong Transport Section Whitfield Depot in the reporting month.

5.2.11. Limit level exceedances were recorded at RTN2a-Electric Centre during daytime on 8, 19, 20, 21, 25 and 26 November 2014 in the reporting month. After checking with Contractor of HY/2009/19, on 8 November 2014, sheet piling and socket H-piling works were conducted at the concerned location during the recorded period and mitigation measures including erection of temporary noise blanket was implemented by Contractor. In view of the exceedances are non-continuous, the exceedances are considered to be non-project related and contributed by nearby non CWB Project works and nearby IEC traffic.

On 19 November 2014, sheet piling, socket H-piling works and breaking of U-beam structure were conducted at the concerned location during the recorded period while on 20, 21, 25 and 26 November 2014, sheet piling and socket H-piling works were conducted at the concerned location during the recorded period. Mitigation measures including erection of temporary noise barrier were implemented by Contractor. In addition, chilling system pipe work installation works (hammering and welding works) was observed conducting at the roof top of Hong Kong Electric Centre from 17 Nov 2014 to 28 Nov 2014 and the exceedances were considered to be non-Project related and contributed by maintenance work at Hong Kong Electric Centre.

5.2.12. No limit level exceedances were recorded at RTN3-Yue Lee Mo Fan Memorial School during daytime in the reporting month.

5.2.13. No limit level exceedance was recorded at RTN4-Causeway Bay Community Centre in the reporting month.

5.2.14. Real time noise monitoring results measured in this reporting period are reviewed and summarized. Details of real time noise monitoring results and graphical presentation can be referred to **Appendix 5.4.**

**5.3 Air Monitoring Results**

Contract no. HY/2009/18 – Central – Wan Chai Bypass (CWB) – Central Interchange under FEP-05/364/2009/A

5.3.1 Air monitoring for the Central Interchange works under contract no. HY/2009/18 was commenced on 21 April 2011. The proposed division of air monitoring stations are summarized in **Table 5.9** below.

**Table 5.9 Air Monitoring Stations for Contract no. HY/2009/18**

Station	Description
MA1e	International Finance Centre (Eastern End of Podium)
MA1w	International Finance Centre (Western End of Podium)

5.3.2 No exceedance was recorded in the reporting month. Air quality monitoring results measured in this reporting period are reviewed and summarized. Details of air monitoring results and graphical presentation can be referred in **Appendix 5.3**.

Contract no. HK/2009/01 – Wan Chai Development Phase II – Central – Wan Chai Bypass at Hong Kong Convention and Exhibition Centre – Tunnel Works under FEP-02/364/2009

5.3.3 The commencement of construction works for Contract no. HK/2009/01 under FEP-02/364/2009 is on 25 August 2011. Air quality monitoring was commenced on 25 August 2011. The proposed division of air monitoring stations are summarized in **Table 5.10** below.

**Table 5.10 Air Monitoring Station for Contract no. HK/2009/01**

Station	Description
CMA5a	Children Playgrounds opposite to Pedestrian Plaza

5.3.4 No exceedance was recorded in the reporting month. Air quality monitoring results measured in this reporting period are reviewed and summarized. Details of air monitoring results and graphical presentation can be referred in **Appendix 5.3**.

Contract no. HK/2009/02 – Wan Chai Development Phase II – Central – Wan Chai Bypass at Wan Chai East (CWB Tunnel) under FEP-01/364/2009

5.3.5 The commencement of construction works for HK/2009/02 under FEP-01/364/2009 is on 26 April 2011. The proposed division of air monitoring stations are summarized in **Table 5.11** below.

**Table 5.11 Air Monitoring Station for Contract no. HK/2009/02**

Station	Description
CMA4a	Society for the Prevention of Cruelty to Animals

5.3.6 No exceedance was recorded in the reporting month. Air quality monitoring results measured in this reporting period are reviewed and summarized. Details of air monitoring results and graphical presentation can be referred in **Appendix 5.3**.

Contract no. HY/2009/15 – Central-Wanchai Bypass – Tunnel (Causeway Bay Typhoon Shelter Section) under FEP-06/364/2009/A

5.3.7 The commencement of construction works for Contract no. HY/2009/15 under FEP-06/364/2009/A was on 13 July 2011. Air quality monitoring was commenced on 14 July 2011. The proposed division of air monitoring stations are summarized in **Table 5.12** below.

**Table 5.12 Air Monitoring Station for Contract no. HY/2009/15**

Station	Description
CMA3a	CWB PRE Site Office

5.3.8 No exceedance was recorded in the reporting month. Air quality monitoring results measured in this reporting period are reviewed and summarized. Details of air monitoring results and graphical presentation can be referred in **Appendix 5.3**.

Contract no. HY/2009/19 – Central – Wanchai Bypass Tunnel (North Point Section) and Island Eastern Corridor Link under FEP-07/364/2009/A

5.3.9 The proposed division of air monitoring stations are summarized in **Table 5.13** below. Air monitoring for the tunnel works under contract no. HY/2009/19 was commenced on 26 April 2011.

**Table 5.13 Air Monitoring Stations for Contract no. HY/2009/19**

Station	Description
CMA1b	Oil Street Site Office
CMA2a	Causeway Bay Community Centre

5.3.10 No exceedance was recorded in the reporting month. Air quality monitoring results measured in this reporting period are reviewed and summarized. Details of air monitoring results and graphical presentation can be referred in **Appendix 5.3**.



Contract no. HY/2011/08 – Central - Wan Chai Bypass (CWB) – Tunnel Buildings, Systems and Fittings, and Works Associated with Tunnel Commissioning

5.3.11 Air monitoring for the Central Interchange works under contract no. HY/2009/18 was commenced on 21 April 2011. The proposed division of air monitoring stations are summarized in **Table 5.9** below.

**Table 5.9 Air Monitoring Stations for Contract no. HY/2009/18**

Station	Description
MA1e	International Finance Centre (Eastern End of Podium)
MA1w	International Finance Centre (Western End of Podium)

5.3.12 No exceedance was recorded in the reporting month. Air quality monitoring results measured in this reporting period are reviewed and summarized. Details of air monitoring results and graphical presentation can be referred in **Appendix 5.3**.

## 5.4 Waste Monitoring Results

Contract no. HK/2009/01 – Wan Chai Development Phase II – Central – Wan Chai Bypass at Hong Kong Convention and Exhibition Centre – Tunnel Works under FEP-02/364/2009

5.4.1. Inert C&D wastes and non-inert C&D wastes were disposed in this reporting month. Details of the waste flow table are summarized in **Table 5.15**.

**Table 5.15 Details of Waste Disposal for Contract no. HK/2009/01**

Waste Type	Quantity this month, m <sup>3</sup>	Cumulative-to-Date, m <sup>3</sup>	Disposal / Dumping Grounds
Inert C&D materials disposed	2516.49	80525.365	TKO137, TM38
Inert C&D materials recycled	11676.5	35993.38	N/A
Non-inert C&D materials disposed	44.42	1885.62	SENT Landfill
Non-inert C&D materials recycled	19700	359213	N/A
Chemical waste disposed	Nil	10350	N/A

Contract no. HK/2009/02 – Wan Chai Development Phase II – Central – Wan Chai Bypass at Wan Chai East (CWB Tunnel) under FEP-01/364/2009

5.4.2. Inert C&D & non-inert C&D wastes were disposed of in this reporting month. Details of the waste flow table are summarized in **Table 5.16**.

**Table 5.16 Details of Waste Disposal for Contract no. HK/2009/02**

Waste Type	Quantity this month	Cumulative Quantity-to-Date	Disposal / Dumping Grounds
Inert C&D materials disposed, m <sup>3</sup>	201.555	268413.722	TKO137 / TM 38
Inert C&D materials recycled, m <sup>3</sup>	Nil	18161	n/a
Non-inert C&D materials disposed, m <sup>3</sup>	73.187	1769.327	SENT Landfill
Non-inert C&D materials recycled, m <sup>3</sup>	Nil	N/A	N/A
Chemical waste disposed, kg	1400	17029	SENT Landfill

Contract no. HY/2009/18 – Central – Wan Chai Bypass (CWB) – Central Interchange under FEP-05/364/2009/A

5.4.3. Inert C&D and non-inert C&D waste was disposed of in this reporting month. Details of the waste flow table are summarized in **Table 5.17**.

**Table 5.17 Details of Waste Disposal for Contract no. HY/2009/18**

Waste Type*	Quantity this month, (m3)	Cumulative-to-Date, (m3)	Disposal / Dumping Grounds
Inert C&D materials disposed	4007.66	115850.67	T.K.O. 137, TM 38
Inert C&D materials recycled	Nil	58734.05	N/A
Non-inert C&D materials disposed	125.4	2734.99	SENT Landfill
Non-inert C&D materials recycled (tonnes)	32.16	706.11	N/A
Chemical waste disposed (kg)	Nil	4440	N/A

Contract no. HY/2009/15 – Central-Wanchai Bypass – Tunnel (Causeway Bay Typhoon Shelter Section) under FEP-06/364/2009/A

5.4.4. Inert & Non-inert C&D wastes were disposed of in this reporting month. Details of the waste flow table are summarized in **Table 5.18**.

**Table 5.18 Details of Waste Disposal for Contract no. HY/2009/15**

Waste Type	Quantity this month(m <sup>3</sup> )	Cumulative Quantity-to-Date(m <sup>3</sup> )	Disposal / Dumping Grounds
Inert C&D materials disposed, m <sup>3</sup>	Nil	535707.47	Tuen Mun Area 38
	Nil	243456.3	TKO137 FB
Inert C&D materials recycled, m <sup>3</sup>	Nil	301133.2	HY/2009/11 ex-PCWA TS4 /TS2 WDII Lun Ku Tan
Non-inert C&D materials disposed, m <sup>3</sup>	81.92	2591.81	SENT Landfill
Non-inert C&D materials recycled, m <sup>3</sup>	300	5496446.2	Xun Xiang Metalware Skylight Recycle (paper)
Chemical waste disposed, kg	Nil	22755	Dunwell Group

Waste Type	Quantity this month(m <sup>3</sup> )	Cumulative Quantity-to-Date(m <sup>3</sup> )	Disposal / Dumping Grounds
Marine Sediment (Type1-Open Sea Disposal (Dedicate Sites) &Type 2 – Confined Marine Disposal), m <sup>3</sup>	Nil	5684	South of the Brothers

Contract no. HY/2009/19 – Central – Wanchai Bypass Tunnel (North Point Section) and Island Eastern Corridor Link under FEP-07/364/2009/A

5.4.5. Inert and Non-inert C&D wastes were disposed of in this reporting month. Details of the waste flow table are summarized in **Table 5.19**.

**Table 5.19 Details of Waste Disposal for Contract no. HY/2009/19**

Waste Type*	Quantity this month, m <sup>3</sup>	Cumulative-to-Date, m <sup>3</sup>	Disposal / Dumping Grounds
Inert C&D materials disposed	Nil	593071.77	N/A
Inert C&D materials recycled	11770.92	81822.39	N/A
Non-inert C&D materials disposed	118.41	2064.14	SENT Landfill
Non-inert C&D materials recycled	12.69	403.73	N/A
Chemical waste disposed	Nil	8.37	N/A
Marine Sediment (Tunnel) (Type-1 Open Sea Disposal), m <sup>3</sup>	752	20556	South of Cheung Chau
Marine Sediment (Tunnel) (Type 1- Open Sea Disposal (Dedicated Sites) & Type 2 – Confined Marine Disposal), m <sup>3</sup>	657	30751	East of Sha Chau

Contract no. HK/2012/08 Wan Chai Development Phase II - Central-Wan Chai Bypass at Wan Chai West under FEP-09/364/2009/B

5.4.6. No inert and Non-inert C&D wastes were disposed of in this reporting month. Details of the waste flow table are summarized in **Table 5.21**.

**Table 5.21 Details of Waste Disposal for Contract no. HK/2012/08**

Waste Type*	Quantity this month, m <sup>3</sup>	Cumulative-to-Date, m <sup>3</sup>	Disposal / Dumping Grounds
Inert C&D materials disposed	5096	21112	TKO 137
Inert C&D materials recycled	Nil	Nil	N/A
Non-inert C&D materials disposed	30	270	SENT
Non-inert C&D materials recycled	Nil	Nil	N/A
Chemical waste disposed	Nil	Nil	N/A

Contract no. HY/2010/08 Central – Wan Chai Bypass (CWB) – Tunnel (Slip Road 8) under FEP-10/364/2009/B

5.4.7. No inert and Non-inert C&D wastes were disposed of in this reporting month. Details of the waste flow table are summarized in **Table 5.22**.

**Table 5.22 Details of Waste Disposal for Contract no. HY/2010/08**

Waste Type*	Quantity this month, m <sup>3</sup>	Cumulative-to-Date, m <sup>3</sup>	Disposal / Dumping Grounds
Inert C&D materials disposed	184	16646.4	TM 38
	Nil	363	TKO 137
Inert C&D materials recycled	Nil	Nil	N/A
Non-inert C&D materials disposed	29	573	SENT
Non-inert C&D materials recycled	Nil	Nil	N/A
Chemical waste disposed	Nil	535	N/A

Contract no. HY/2011/08 Central –Central - Wan Chai Bypass (CWB) –Tunnel Buildings, Systems and Fittings, and Works Associated with Tunnel Commissioning under FEP-11/364/2009B

5.4.8. No inert and Non-inert C&D wastes were disposed of in this reporting month. Details of the waste flow table are summarized in **Table 5.23**.

**Table 5.23 Details of Waste Disposal for Contract no. HY/2011/08**

Waste Type*	Quantity this month, m <sup>3</sup>	Cumulative-to-Date, m <sup>3</sup>	Disposal / Dumping Grounds
Inert C&D materials disposed	14.4	14.4	CWPF
Inert C&D materials recycled	Nil	Nil	N/A
Non-inert C&D materials disposed	8.956	8.956	SENT
Non-inert C&D materials recycled	Nil	Nil	N/A
Chemical waste disposed	Nil	Nil	N/A

## 6.0 COMPLIANCE AUDIT

6.0.1. The Event Action Plan for construction noise, air qualities are presented in **Appendix 6.1**.

### 6.1 Noise Monitoring

Contract no. HY/2009/18 – Central – Wan Chai Bypass (CWB) – Central Interchange under FEP-05/364/2009/A

6.1.1. No exceedance was recorded in the reporting month.

Contract no. HK/2009/01 – Wan Chai Development Phase II – Central – Wan Chai Bypass at Hong Kong Convention Exhibition Centre – Tunnel Works under FEP-02/364/2009

6.1.2. No exceedance was recorded in the reporting month.

Contract no. HK/2009/02 – Wan Chai Development Phase II – Central – Wan Chai Bypass at Wan Chai East (CWB Tunnel) under FEP-01/364/2009

6.1.3. No action or limit level exceedance was recorded in this reporting month.

Contract no. HY/2009/15 – Central-Wanchai Bypass – Tunnel (Causeway Bay Typhoon Shelter Section) under FEP-06/364/2009/A

6.1.4. No exceedance was recorded in the reporting month.

Contract no. HY/2009/19 – Central – Wanchai Bypass Tunnel (North Point Section) and Island Eastern Corridor Link under FEP-07/364/2009/A

6.1.5. No exceedance was recorded in the reporting month.

Contract no. HY/2010/08 – Central-Wanchai Bypass – Tunnel (Slip Raod 8 Section) under FEP-10/364/2009/B

6.1.6. No exceedance was recorded in the reporting month.

Contract no. HY/2011/08 Central –Central - Wan Chai Bypass (CWB) –Tunnel Buildings, Systems and Fittings, and Works Associated with Tunnel Commissioning under FEP-11/364/2009B

6.1.7. No exceedance was recorded in the reporting month.

## **Real Time Noise Monitoring**

Contract no. HY/2009/19 – Central – Wanchai Bypass Tunnel (North Point Section) and Island Eastern Corridor Link under FEP-07/364/2009/A

- 6.1.1 No Limit level exceedance was recorded at RTN1-FEHD Hong Kong Transport Section Whitfield Depot in the reporting month.
- 6.1.2 Limit level exceedances were recorded at RTN2a-Electric Centre during daytime on 8, 19, 20, 21, 25 and 26 November 2014 in the reporting month. After checking with Contractor of HY/2009/19, on 8 November 2014, sheet piling and socket H-piling works were conducted at the concerned location during the recorded period and mitigation measures including erection of temporary noise blanket was implemented by Contractor. In view of the exceedances are non-continuous, the exceedances are considered to be non-project related and contributed by nearby non CWB Project works and nearby IEC traffic.

On 19 November 2014, sheet piling, socket H-piling works and breaking of U-beam structure were conducted at the concerned location during the recorded period while on 20, 21, 25 and 26 November 2014, sheet piling and socket H-piling works were conducted at the concerned location during the recorded period. Mitigation measures including erection of temporary noise barrier were implemented by Contractor. In addition, chilling system pipe work installation works (hammering and welding works) was observed conducting at the roof top of Hong Kong Electric Centre from 17 Nov 2014 to 28 Nov 2014 and the exceedances were considered to be non-Project related and contributed by maintenance work at Hong Kong Electric Centre.

- 6.1.3 No limit level exceedances were recorded at RTN3-Yue Lee Mo Fan Memorial School during daytime in the reporting month.
- 6.1.4 No limit level exceedance was recorded at RTN4-Causeway Bay Community Centre in the reporting month.

## **6.2 Air Monitoring**

Contract no. HY/2009/18 – Central – Wan Chai Bypass (CWB) – Central Interchange under FEP-05/364/2009/A

- 6.2.1. No exceedance was recorded in the reporting month.

Contract no. HK/2009/01 – Wan Chai Development Phase II – Central – Wan Chai Bypass at Hong Kong Convention and Exhibition Centre – Tunnel Works under FEP-02/364/2009

- 6.2.2. No exceedance was recorded in the reporting month.

Contract no. HK/2009/02 – Wan Chai Development Phase II – Central – Wan Chai Bypass at Wan Chai East (CWB Tunnel) under FEP-01/364/2009

- 6.2.3. No exceedance was recorded in the reporting month.



Contract no. HY/2009/15 – Central-Wanchai Bypass – Tunnel (Causeway Bay Typhoon Shelter Section) FEP-06/364/2009/A

6.2.4. No exceedance was recorded in the reporting month.

Contract no. HY/2009/19 – Central – Wanchai Bypass Tunnel (North Point Section) and Island Eastern Corridor Link under FEP-07/364/2009/A

6.2.1 No exceedance was recorded in the reporting month.

Contract no. HY/2011/08 Central –Central - Wan Chai Bypass (CWB) –Tunnel Buildings, Systems and Fittings, and Works Associated with Tunnel Commissioning under FEP-11/364/2009B

6.2.5. No exceedance was recorded in the reporting month.

**6.3 Review of the Reasons for and the Implications of Non-compliance**

6.3.1. There was no non-compliance from the site audits in the reporting period. The observations and recommendations made in each individual site audit session were presented in Section 8.

6.3.2. No non-compliances from monitoring was recorded in the reporting month.

**6.4 Summary of action taken in the event of and follow-up on non-compliance**

6.4.1 There was no particular action taken since no non-compliance was recorded from the site audits in the reporting period.

## **7.0 CUMULATIVE CONSTRUCTION IMPACT DUE TO THE CONCURRENT PROJECTS**

- 7.0.1. According to Condition 3.4 of the EP-364/2009/C, this section addresses the relevant cumulative construction impact due to the concurrent activities of the current projects including the Central Reclamation Phase III (CRIII), Wan Chai Development Phase II (WDII), Central-WanChai Bypass (CWB), Island Eastern Corridor Link projects (IECL) and Wan Chai Development Phase II – Central – Wan Chai Bypass at Wan Chai East (CWB Tunnel).
- 7.0.2. According to the Final EM&A Report of Central Reclamation Phase III (CRIII) for Contract HK 12/02, the major construction activities were completed by end of January 2014 and no construction activities were undertaken thereafter and the water quality monitoring was completed in October 2011. As such, it is considered that there were no cumulative construction impact due to the concurrent activities of the current projects with the Central Reclamation Phase III (CRIII) undertaken by contractor HK12/02 in the reporting month.
- 7.0.3. According to the construction programme of Central-Wanchai Bypass at Wanchai West at the Central Reclamation Phase III area, Diaphragm wall construction, pipe pile wall construction, removal of rock armour, and socket H piling works were performed in November 2014 reporting month. As no project related exceedance were recorded during the reporting period, cumulative construction impact due to the concurrent activities of the current projects with the Central Reclamation Phase III (CRIII) was considered as insignificant.
- 7.0.4. According to the construction programme of Wan Chai Development Phase II, Central-Wan Chai Bypass and Island Eastern Corridor Link projects, the major construction activities under Wan Chai Development Phase II were marine works at HKCEC areas, tunnel works and Wan Chai Ferry Pier demolition works at Wan Chai East and dredging works at Wan Chai West. The major construction activities under Central-Wan Chai Bypass and Island Eastern Corridor Link Projects were bridge construction and road works at Central Interchange, land base bored pilling works at Victoria Park Road and ELS works at Victoria Park, segment launching works and tunnel works at North Point area. Marine-based construction activities were removal of temporary reclamation at TS4 and seawall construction EX-PCWA and seawall construction and filling works at TS3 at Causeway Bay Typhoon Shelter in the reporting month.
- 7.0.5. No significant air impact from construction activities was anticipated in the reporting month. Besides, no project related exceedance was recorded during the air and noise environmental monitoring events in the reporting month. Thus, it is evaluated that the cumulative construction impact from the concurrent projects including Central Reclamation Phase III (CRIII), Wan Chai Development Phase II (WDII), Central-WanChai Bypass (CWB), Island Eastern Corridor Link projects (IECL) was insignificant.

**8.0 ENVIRONMENTAL SITE AUDIT**

8.0.1. During this reporting month, weekly environmental site audits were conducted for Contracts no. HY/2009/15, HY/2009/18, HY/2009/19, HK/2012/08, HK/2009/01, HK/2009/02, HY/2010/08 and HY/2011/08. No non-conformance was identified during the site audits. The Contractors rectified major observations and recommendations made during the audit sessions. No non-conformance was identified during the site inspections.

8.0.2. Five site inspections for Contract no. HY/2009/15 was carried out during this reporting period. The results of these inspections and outcomes are summarized in **Table 8.1**.

**Table 8.1 Summary of Environmental Inspections for Contract no. HY/2009/15**

Item	Date	Observations	Action taken by Contractor	Outcome
141028_1	28-Oct-2014	Critically review the operation and connection of wastewater treatment facility to prevent direct discharge of milky effluent (EX-PCWA)	No further milky discharge was observed and the wastewater treatment function resume normal	Completion as observed on 4 Nov 2014
141028_2	28-Oct-2014	Provide drip tray to chemical containers (EX-PCWA / TS1)	Chemical container has been removed.	Completion as observed on 4 Nov 2014
141104_1	4-Nov-2014	Floating refuses and scum within works area shall be collected (EX-PCWA / TS4)	Floating refuses and scum were removed	Completion as observed on 11 Nov 2014
141127_1	27-Nov-2014	Silt curtain shall be provided to drilling zone and enclosed to prevent seepage of muddy dispersion from filling area (EX-PCWA)	Silt curtain was provided to enclose filling zone and the seawall opening	Completion as observed on 9 Dec 2014
141127_2	27-Nov-2014	Collect floating refuse on-site (EX-PCWA)	Floating refuses was collected	Completion as observed on 4 Dec 2014

8.0.3. Five site inspections for Contract no. HY/2009/18 was carried out during this reporting period. No observation was found in the reporting month.

**Table 8.2 Summary of Environmental Inspections for Contract no. HY/2009/18**

Item	Date	Observations	Action taken by Contractor	Outcome
141106_1	6-Nov-14	Wheel washing facilities should be provided at Gate 4, public road should keep clean	Wheel washing was provided and the public road was maintained at proper condition	Completion as observed on 13 Nov 2014

8.0.4. Five site inspections for Contract no. HY/2009/19 was carried out during this reporting period. No observation was found in the reporting month.

**Table 8.3 Summary of Environmental Inspections for Contract no. HY/2009/19**

Item	Date	Observations	Action taken by Contractor	Outcome
141105_1	5 Nov -14	Silt deposit on public road was observed and wheel washing shall be improved provided with proper cleaning (Watson Road)	Cleaning the public road more frequently	Completion as observed on 12/11/2014
141119_1	19 Nov-14	Provide drip tray to chemical containers (Portion III)	Provide drip trap to chemical container	Completion as observed on 26/11/2014

8.0.5. Five site inspections for Contract no. HK/2009/01 was carried out during this reporting period. The results of these inspections and outcomes are summarized in **Table 8.4**

**Table 8.4 Summary of Environmental Inspections for Contract no. HK/2009/01**

Item	Date	Observations	Action taken by Contractor	Outcome
141119_01	19-Nov-14	Dusty activity on site shall be sprayed with water for dust suppression at Stage 3	Spraying water was implemented during dusty activity at Stage 3.	Completion as observed on 26 Nov 2014
141126_01	26-Nov-14	Oil containers shall be place on a drip tray and hall be placed properly to prevent from falling down at Stage 1.	Drip tray is provided for oil containers at Stage 1	Completion as observed on 3 Dec 2014

8.0.6. Five site inspections for Contract no. HK/2009/02 was carried out during this reporting period. The results of these inspections and outcomes are summarized in **Table 8.5**

**Table 8.5 Summary of Environmental Inspections for Contract no. HK/2009/02**

Item	Date	Observations	Action taken by Contractor	Outcome
141106_01	6-Nov-14	Chemical waste shall be stored in a proper manner at old ferry pier.	Chemical waste was placed properly on a drip tray at old ferry pier	Completion as observed on 13 Nov 2014
141106_02	6-Nov-14	Oil container shall be put on a drip tray at Portion 2.	Oil container has been taken away and disposed at Portion 2.	Completion as observed on 13 Nov 2014
141120_01	20-Nov-14	Provide more frequent watering to haul road and dusty surface	Haul road and dusty surface was sprayed with water	Completion as observed on 27 Nov 2014.

Item	Date	Observations	Action taken by Contractor	Outcome
141120_02	20-Nov-14	Provide tarpaulin sheeting during soil/excavated material transfer to barge to prevent drop off (WCR2)	Tarpaulin sheeting was provided during excavated material transfer.	Completion as observed on 27 Nov 2014.
141127_01	27-Nov-14	Oil containers shall be placed on a drip tray at Portion 3&4	Drip tray was provided for oil containers at Portion 3&4	Completion as observed on 4 Dec 2014
141127_02	27-Nov-14	Chemical waste shall be handle properly at Portion 3&4	Chemical waste was properly treated and disposed at Portion 3 &4.	Completion as observed on 4 Dec 2014

8.0.7. Five site inspection for Contract no. HK/2012/08 was carried out during this reporting period. The results of these inspections and outcomes are summarized in **Table 8.7**

**Table 8.7 Summary of Environmental Inspections for Contract no. HK/2012/08**

Item	Date	Observations	Action taken by Contractor	Outcome
141106_01	6-Nov-14	Drip tray shall be provided for oil container at Portion 1A.	Oil container was taken away and disposed at Portion 1A.	Completion as observed on 11 Nov 2014.
141125_01	25-Nov-14	Plant on temporary platform next to Lung King Street shall be repair to rectify the leakage of oil.	The plant on temporary platform has repaired.	Completion as observed on 2 Dec 2014

8.0.8. Five site inspection for Contract no. HY/2010/08 was carried out during this reporting period. The results of these inspections and outcomes are summarized in **Table 8.8**

**Table 8.8 Summary of Environmental Inspections for Contract no. HY/2010/08**

Item	Date	Observations	Action taken by Contractor	Outcome
141030_1	30-Oct-14	Silt curtain/impermeable barrier shall be provided to surrounding the area of filling by hopper barge (TZ2)	Additional silt curtain was provided and surrounding the area of filling by hopper barge	Completion as observed on 13 Nov 2014
141106_1	6-Nov-14	Floating refuses shall be collected (TS3)	Floating refuses was clear at TS3	Completion as observed on 13 Nov 2014
141120_1	20-Nov-14	Sufficient silt screen curtain shall be deployed to enclose the filling worksarea and derrick barge conducting filling works (East of TS3)	Silt curtain were deployed to enclose the filling works area	Completion as observed on 27 November 2014

8.0.9. One site inspection for Contract no. HY/2011/08 was carried out during this reporting period. No observation was found in the reporting month.

**9.0 COMPLAINTS, NOTIFICATION OF SUMMONS AND PROSECUTION**

- i. Two environmental complaints were received in the reporting month.
- ii. A public complaint regarding to malodour referred by EPD was received by ET on 10 November 2014 (EPD Ref.: H05/RS/00027815-14). The complainant reported that malodour of construction plant exhaust from the construction site at old Wan Chai Ferry Pier was scented that affecting the swimmers at Wan Chai Swimming Pool on 7 November 2014.
- iii. According to the relevant site records under Contract HK/2009/02, ELS works was conducted on 7 November 2014 during daytime at Portion 2 (Area opposite to Wan Chai Swimming Pool). Total 3 nos. of excavators, 2 nos. of crawler cranes, 2 nos. of generator, 1 no. of crane lorry and 2 no. of dump trucks were operated. Demolition works was conducted on 7 November 2014 during day time at West of old Wan Chai Ferry Pier. Total 2 nos. of excavators, 1 no. of derrick barge and 1 no. of tug boat were operated.
- iv. Follow-up inspection was conducted during weekly environmental inspection on 13 November 2014, no dark smoke emission was observed from the PMEs operation on-site. The condition of chemical waste storage was considered satisfactory and no malodour was identified. Despite no information related to malodour was identified, the Contractor was reminded to conduct regular checking on the condition of PMEs to ensure only well maintained PMEs are used on site.
- v. A public complaint regarding to malodour and dark smoke referred by EPD was received by EP on 13 November 2014 (EPD Ref.: H05/RS/00028253-14). The complainant reported that malodour and dark smoke emission from an excavator located at the construction site at old Wan Chai Ferry Pier was observed that affect the pedestrians on 12 November 2014.
- vi. According to the relevant site records under Contract HK/2009/02, demolition works was conducted on 12 November 2014 during daytime at old Wan Chai Ferry Pier. Total 2 nos. of excavators, 1 no. of derrick barge and 1 no. tug boat were operated.
- vii. In addition, investigation found that due to malfunctioning of one of the excavators deployed at old Wan Chai Ferry Pier, dark smoke was emitted from the defective excavator for a short period of approximately 30 seconds at around 15:00 hrs on 12 November 2014. The operation of excavator was immediately suspended and followed by repair works. The normal operation of the excavator was resumed after repair.
- viii. Follow-up inspection was conducted during weekly environmental inspection on 13 November 2014, no dark smoke emission was observed from the PMEs operating on-site and the Contractor of HK/2009/02 was reminded to conduct regular checking on the condition of PMEs to ensure only well maintained PMEs are used on site.

9.0.1. The details of cumulative complaint log and updated summary of complaints are presented in **Appendix 9.1**

9.0.2. Cumulative statistic on complaints and successful prosecutions are summarized in **Table 9.1** and **Table 9.2** respectively.

**Table 9.1 Cumulative Statistics on Complaints**

Reporting Period	No. of Complaints
November 2014	2
Sep 2010 – Oct 2014	35
<b>Total</b>	<b>37</b>

**Table 9.2 Cumulative Statistics on Successful Prosecutions**

Environmental Parameters	Cumulative No. Brought Forward	No. of Successful Prosecutions this month (Offence Date)	Cumulative No. Project-to-Date
Air	-	0	0
Noise	-	0	0
Water	-	0	0
Waste	-	0	0
<b>Total</b>	<b>-</b>	<b>0</b>	<b>0</b>

**10 CONCLUSION**

10.0.1. The EM&A programme was carried out in accordance with the EM&A Manual requirements, minor alterations to the programme proposed were made in response to changing circumstances.

10.0.2. The scheduled construction activities and the recommended mitigation measures for the coming month are listed in **Table 10.1**. The construction programmes of individual contracts are provided in [Appendix 10.1](#).

**Table 10.1 Summary of Key Construction Activities of Individual Contract(s) to be commenced in Coming Reporting Month**

Contract No.	Key Construction Works	Recommended Mitigation Measures
HY/2009/15	<ul style="list-style-type: none"> <li>• Mined Tunnel drill-and-break works at East and West Portal</li> <li>• Permanent lining structure at Mined Tunnel</li> </ul>	<ul style="list-style-type: none"> <li>• Dust control during dust generating activities</li> <li>• Provide protection works and adequate drainage system to ensure no direct discharge into public drainage system or the nearby water.</li> </ul>
HY/2009/18	<ul style="list-style-type: none"> <li>• Excavation of trial pit</li> <li>• Transplanting of trees</li> <li>• Drainage works</li> <li>• Tunnel works including scaffolding erection, excavation,</li> <li>• Roadside barriers, top and base slab construction, extract sheet pile, waterproofing and backfill</li> <li>• Trough structure construction and associated drilling and grouting</li> <li>• Road works</li> <li>• Bridges construction</li> </ul>	<ul style="list-style-type: none"> <li>• Noise level shall be controlled by reducing the breaking operation rate.</li> <li>• Dust control during dust generating activities</li> <li>• Provide protection works to ensure no runoff out of site area or direct discharge into public drainage system.</li> <li>• Appropriate plants and measures should be taken to ensure adequate protections are provided for trees being transplanted.</li> </ul>



<p>HY2009/19</p>	<ul style="list-style-type: none"> <li>• Bored piling (Land)</li> <li>• Construction of Dolphin Cap</li> <li>• ELS for Cut &amp; Cover Tunnel and EVB</li> <li>• Laying of 1350 pipe</li> <li>• Pre-bored H-pile for Admin. Building continue</li> <li>• Construction of Bridge E</li> <li>• Construction of Bridge F4 and F5 Wing Extension</li> <li>• Construction of Pump Sump E</li> <li>• Installation of Noise Barrier/enclosure</li> <li>• Modification of existing crosshead at Pier 17-18</li> <li>• IECL Road modification and removal of Median Barrier</li> <li>• Construction of TB Bridge</li> <li>• Construction of Column F1B</li> <li>• Abutment D12 construction</li> <li>• Demolition of Hing Fat Street Slip Road</li> </ul>	<ul style="list-style-type: none"> <li>• Noise level shall be controlled by reducing the breaking operation rate.</li> <li>• Noise barrier shall be implemented</li> <li>• Dust control during dust generating works</li> <li>• Provide protection works and adequate drainage system to ensure no direct discharge into public drainage system or the sea.</li> </ul>
------------------	--	--

<p>HK2009/01</p>	<ul style="list-style-type: none"> <li>• Stage 1 Construction of tunnel structures would be completed in early Dec 2014.</li> <li>• Stage 2 Construction of tunnel structures would be commenced.</li> <li>• Stage 2 ELS works for exhaust duct would be continued and to be completed in mid-Dec 2014.</li> <li>• Stage 3 Excavation and ELS works would be carried out.</li> <li>• The precast unit of Bay 1 would be installed.</li> <li>• The structure works of Bay 2 and Bay 7 would be in progress at both south and north side of the water channel concurrently.</li> <li>• Pipe laying works for S5A and S5B would be carried out after plant demobilization at box culvert Bay 2.</li> <li>• The pipe laying works for discharge cooling main would be continued.</li> <li>• Pressure test for salt watermain S8B and swabbing works for salt watermain S9 would be carried out.</li> <li>• Sewage works at Fenwick Pier Street would be carried out.</li> </ul>	<ul style="list-style-type: none"> <li>• Noise level shall be controlled by reducing no. of plants working in parallel.</li> <li>• Well maintained enclosures for grouting mixing plants.</li> <li>• Provide protection works and adequate drainage system to ensure no direct discharge into public drainage system or the sea.</li> <li>• Dust control during dust generating works</li> </ul>
<p>HK/2009/02</p>	<ul style="list-style-type: none"> <li>• Excavation &amp; installation of ELS at Strut S3 Level.</li> <li>• Excavation &amp; installation of ELS at Strut S4 Level</li> <li>• Bored pile construction.</li> <li>• D-Wall construction works.</li> </ul>	<ul style="list-style-type: none"> <li>• Dust control during dust generating works</li> <li>• Provision of protection to ensure no runoff out of site area or direct discharge into public drainage system.</li> </ul>

HK/2012/08	<ul style="list-style-type: none"> <li>• Diaphragm wall construction</li> <li>• Bored Pile Construction</li> </ul>	<ul style="list-style-type: none"> <li>• Dust control during dust generating works</li> <li>• Provide protection works and adequate drainage system to ensure no direct discharge into public drainage system.</li> </ul>
HY/2010/08	<ul style="list-style-type: none"> <li>• Tree works within off-site nursery compound,</li> <li>• Drainage improvement works,</li> <li>• Sheet piling works,</li> <li>• Excavation and Lateral Support for U-structure,</li> <li>• Erection of noise absorption sheetings,</li> <li>• Pipe piling &amp; grouting works,</li> <li>• Utility diversion,</li> <li>• Construction of Bowling Green Office and</li> <li>• Waterproofing works.</li> </ul>	<ul style="list-style-type: none"> <li>• Dust control during dust generating works</li> <li>• Appropriate plants and measures should be taken to ensure adequate protections are provided for trees being transplanted and retained on site.</li> </ul>
HY/2011/08	<ul style="list-style-type: none"> <li>• Construct slab and wall for West Ventilation Building</li> </ul>	<ul style="list-style-type: none"> <li>• Dust control during dust generating works</li> </ul>

10.0.3. The construction works of Contract no. 04/HY/2006 – Reconstruction of Bus Terminus near Man Yiu Street and Man Kwong Street under FEP-04/364/2009/A was completed, and the FEP was surrendered by the Contractor on 11 February 2011.

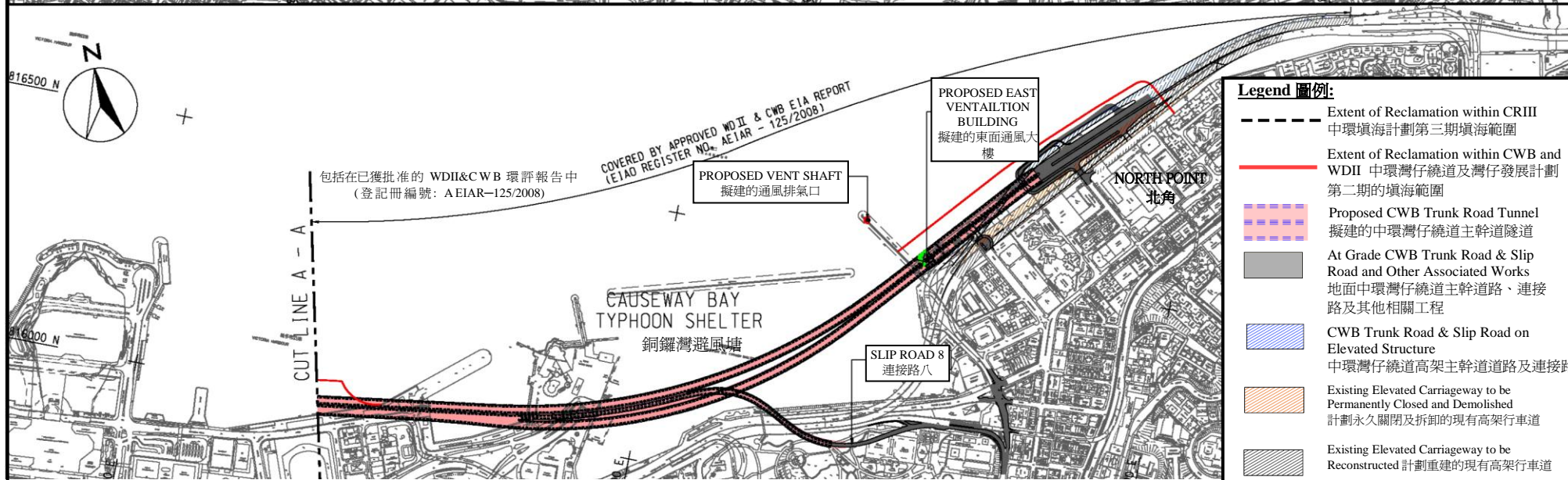
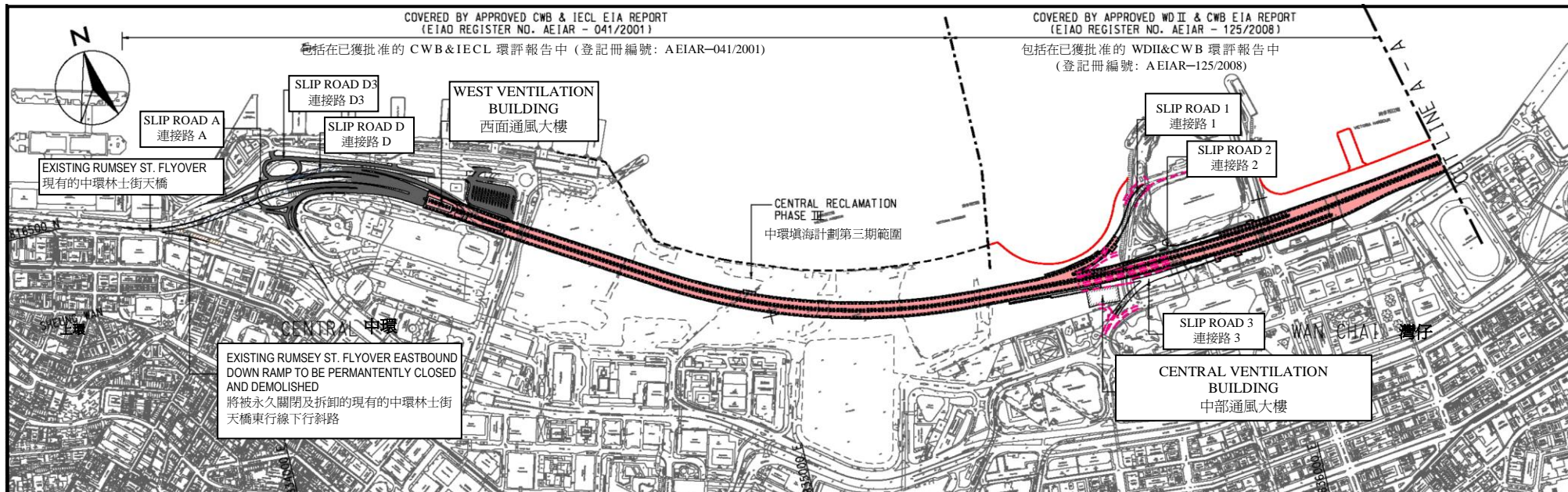
10.0.4. The construction works of Contract no. HY/2009/17 - Advance piling works at Whitfield Depot under FEP-03/264/2009 was completed, and the FEP was surrendered by the Contractor and found in order by EPD on 25 April 2013.

10.0.5. The construction works of Contract HK/2010/06 was completed, and the FEP-08/364/2009/A was surrendered by the Contractor on 3 October 2014.



***Figure 2.1***

***Project Layout***

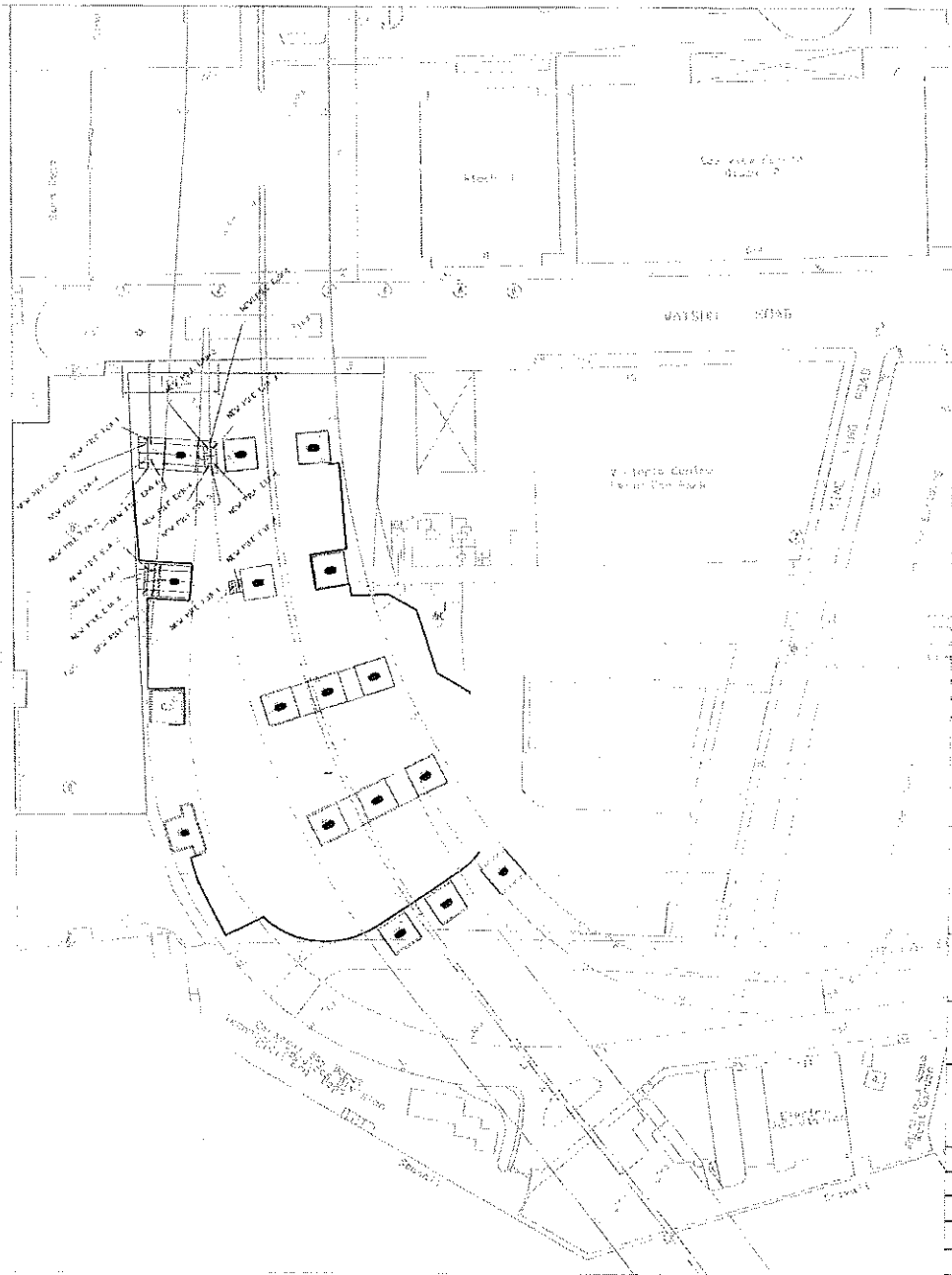


Project Title: Central-Wanchai Bypass (CWB) Including Its Road Tunnel and Slip Roads  
工程項目名稱: 中環灣仔繞道包括其行車隧道及連接路

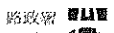

Environmental Permit No.: EP-364/2009/B  
環境許可證編號: EP-364/2009/B

Figure 1: Location of the Project  
圖 1: 工程項目位置

(This figure was prepared based on Figure 1.1 of the Application for Environmental Permit (Application No.: AEP-364/2009))  
(本圖是根據環境許可證的申請(申請書編號 AEP-364/2009 圖 1.1 編製))



Drawn: [Name] / Checked: [Name] / Date: [Date]

REV.	DATE	DESCRIPTION	CHK BY	AUTH BY
Highways Department  Major Works Project Management Office 				
CENTRAL - WAN CHAI BYPASS AND IEC L/N				
PWP ITEM NO.		679 TH	K	
Project:		CENTRAL - WAN CHAI BYPASS - ADD WATER SUPPLY RE-PROVISIONING WORKS		
<b>AECOM</b>				
Drawing Title				
Contractor				
LAM WOO & COMPANY LIMITED				
DRAWING NO.				
SURVEY DATE				
DRAWN BY				
CHECKED BY				
SCALE	1:100	SHEET	1	







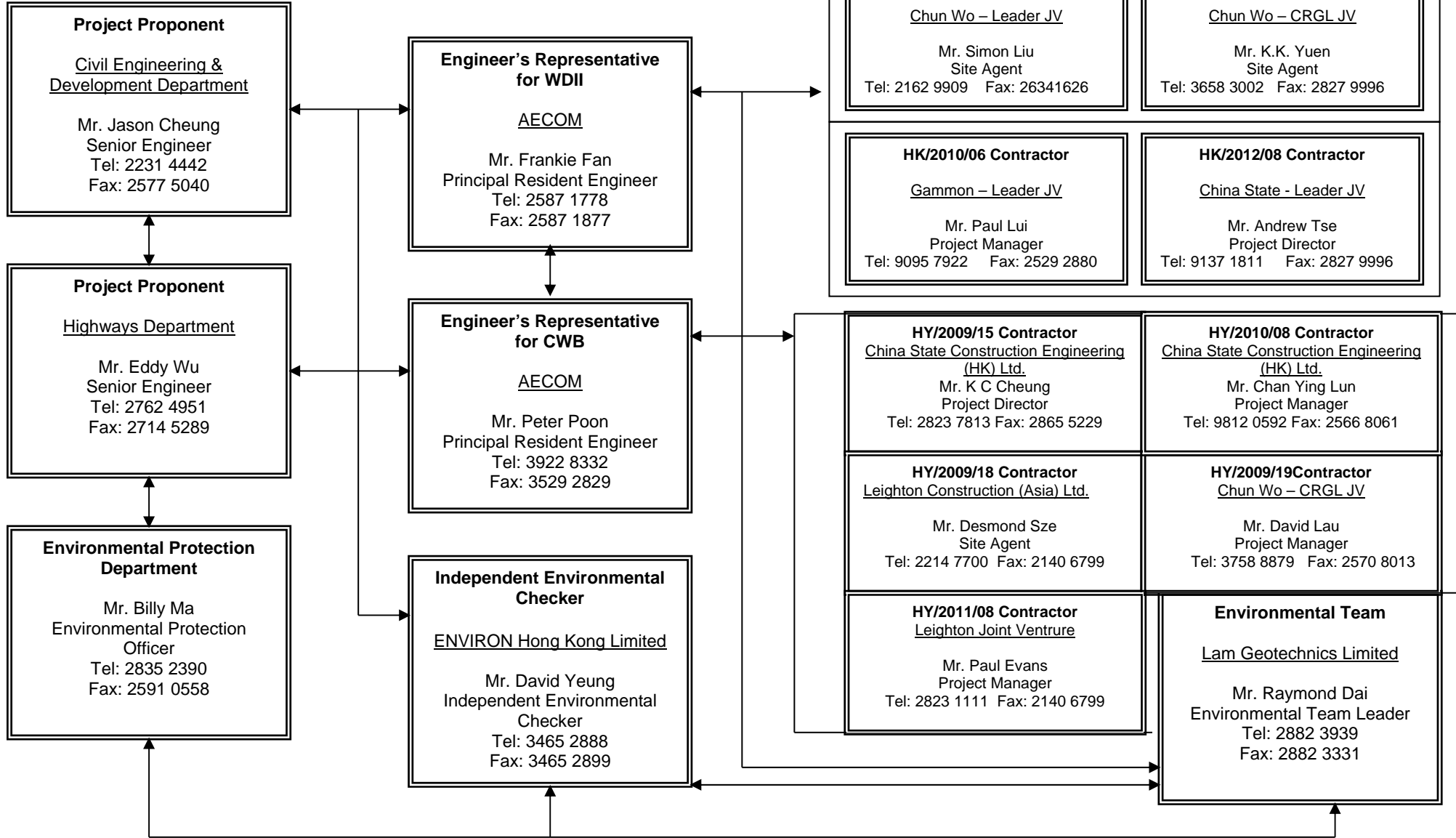
***Figure 2.2***

***Project Organization Chart***





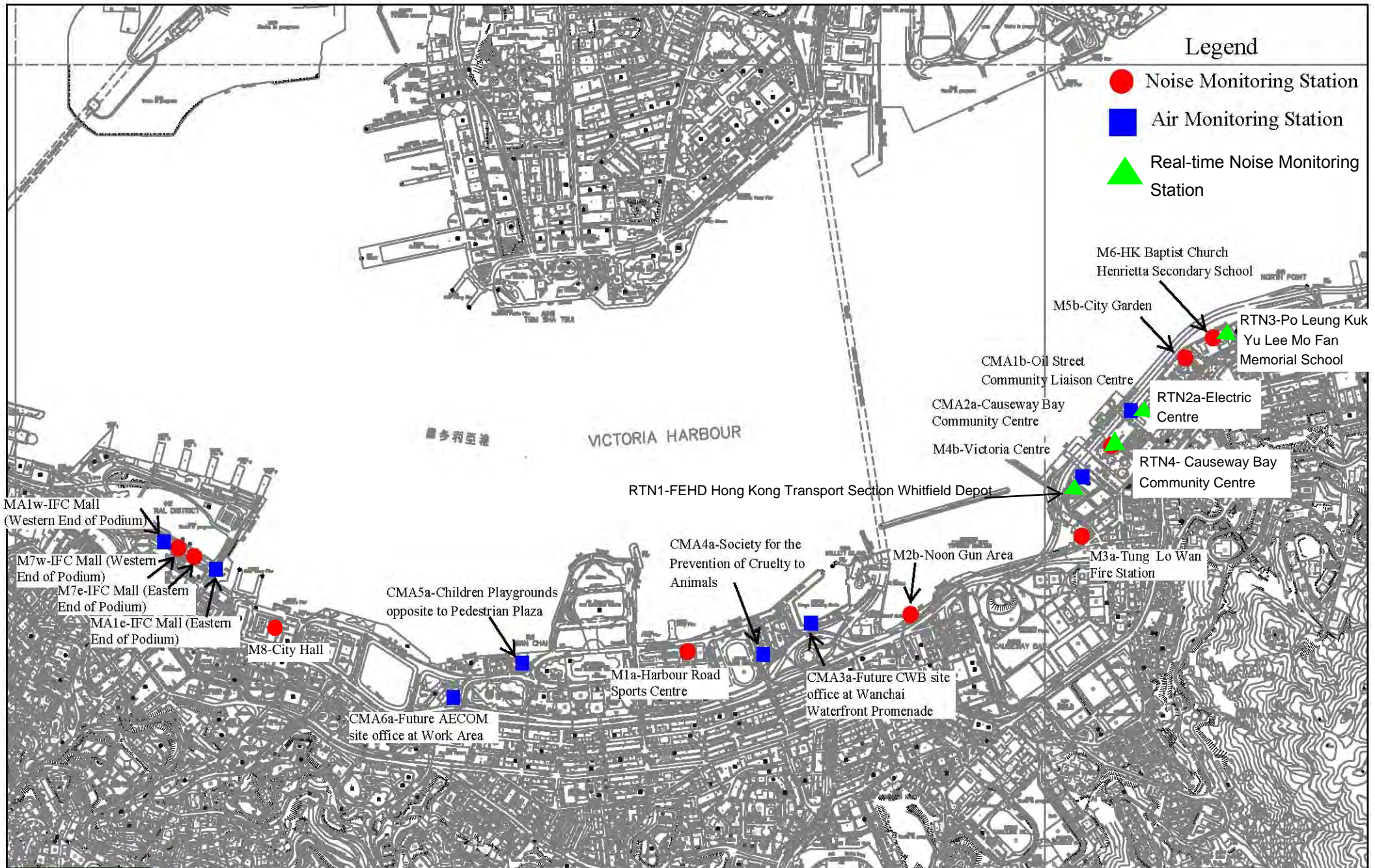
**Project Organization Chart**





***Figure 4.1***

***Locations of Monitoring Stations***



Location plan of Environmental Monitoring Stations



***Appendix 3.1***

***Environmental Mitigation Implementation Schedule***

**IMPLEMENTATION SCHEDULE OF THE PROPOSED MITIGATION MEASURES****Table A.1 Implementation Schedule for Air Quality Control**

WDII & CWB EIA Report Ref	Environmental Protection Measures / Mitigation Measures	Location / Timing	Implementation Agent	Implementation Stages*				Relevant Legislation and Guidelines
				Des	C	O	Dec	
<b>Construction Phase</b>								
S3.6.5	Four times a day watering of the work site with active operations.	Work site / during construction	Contractor		√			EIAO-TM
S3.8.1	Implementation of dust suppression measures stipulated in Air Pollution Control (Construction Dust) Regulation. The following mitigation measures, good site practices and a comprehensive dust monitoring and audit programme are recommended to minimise cumulative dust impacts. <ul style="list-style-type: none"> <li>Strictly limit the truck speed on site to below 10 km per hour and water spraying to keep the haul roads in wet condition;</li> <li>Watering during excavation and material handling;</li> <li>Provision of vehicle wheel and body washing facilities at the exit points of the site, combined with cleaning of public roads where necessary; and</li> <li>Tarpaulin covering of all dusty vehicle loads transported to, from and between site locations.</li> </ul>	Work site / during construction	Contractor		√			
<b>Operational Phase</b>								
S3.6.53 – S3.6.54	The design parameters of the East and Central Ventilation Buildings as set in Tables 3.10 and 3.11 of Volume 1 of the WDII & CWB EIA Report.	East and Central Ventilation Buildings / During operation of the Trunk Road	HyD			√		
S3.10.2	Air quality monitoring for the operation performance of the East Ventilation Building and associated East Vent Shaft will be conducted.	East Vent Shaft / During operation of the East Ventilation Building and associated East Vent Shaft	HyD			√		EIAO-TM

\* Des - Design, C - Construction, O – Operation, and Dec - Decommissioning



**Table A.2 Implementation Schedule for Noise Control**

WDII & CWB EIA Report Ref	Environmental Protection Measures / Mitigation Measures	Location / Timing	Implementation Agent	Implementation Stages*				Relevant Legislation and Guidelines
				Des	C	O	Dec	
<b>Construction Phase</b>								
S4.9.3	<p>Good Site Practice:</p> <ul style="list-style-type: none"> <li>Only well-maintained plant shall be operated on-site and plant shall be serviced regularly during the construction program.</li> <li>Silencers or mufflers on construction equipment shall be utilized and shall be properly maintained during the construction program.</li> <li>Mobile plant, if any, shall be sited as far away from NSRs as possible.</li> <li>Machines and plant (such as trucks) that may be in intermittent use shall be shut down between works periods or shall be throttled down to a minimum.</li> <li>Plant known to emit noise strongly in one direction shall, wherever possible, be orientated so that the noise is directed away from the nearby NSRs.</li> <li>Material stockpiles and other structures shall be effectively utilized, wherever practicable, in screening noise from on-site construction activities.</li> </ul>	Work Sites / During Construction	Contractor		√			EIAO-TM, NCO
S4.8.1 – S4.8.11	<p>Use of quiet powered mechanical equipment, movable noise barrier and temporary noise barrier for the following tasks:</p> <ul style="list-style-type: none"> <li>Slip road 8 tunnel</li> <li>Construction of diaphragm wall and substructures of the tunnel approach ramp</li> <li>Excavation</li> <li>Construction of slabs</li> <li>Backfill</li> </ul>	Work Sites / During Construction	Contractor		√			EIAO-TM, NCO

WDII & CWB EIA Report Ref	Environmental Protection Measures / Mitigation Measures	Location / Timing	Implementation Agent	Implementation Stages*				Relevant Legislation and Guidelines
				Des	C	O	Dec	
	<ul style="list-style-type: none"> <li>Demolition and construction of substructures for the IEC</li> <li>Demolition works of existing piers and crossheads of the marine section of the existing IEC</li> </ul> <p>Use of PME grouping for the following tasks:</p> <ul style="list-style-type: none"> <li>At-grade road construction</li> <li>Substructure for IECL connection</li> </ul>							
<b>Operation Phase</b>								
S4.8.12 – S4.8.23	<p>For Existing NSRs</p> <ul style="list-style-type: none"> <li>about 235m length of noise semi-enclosure with transparent panel covering the westbound slip road from the IEC</li> <li>about 230m length of noise semi-enclosure with transparent panel covering the main carriageways (eastbound and westbound) of the CWB and IEC</li> <li>about 135m length of 5.5m high cantilevered noise barrier with 4.5m cantilever inclined at 45° with transparent panel on the eastbound slip road to the IEC (amended under EP-364/2009/A)</li> <li>about 95m length of 5.5m high cantilevered noise barrier with 1m cantilever inclined at 45° with transparent panel on the eastbound slip road to the IEC</li> <li>about 350m length of 3.5m high vertical noise barrier with transparent panel on the eastbound slip road to the IEC</li> <li>low noise road surfacing for the trunk road (except tunnel section and beneath the landscaped deck at the eastern portal area)) with speed limit of 70 km/hour</li> </ul>	Near North Point / Before commencement of operation of road project	HyD	√	√	√		EIAO-TM

WDII & CWB EIA Report Ref	Environmental Protection Measures / Mitigation Measures	Location / Timing	Implementation Agent	Implementation Stages*				Relevant Legislation and Guidelines
				Des	C	O	Dec	
	For Future/Planned NSRs <ul style="list-style-type: none"> <li>• about 265m length of noise semi-enclosure with transparent panel covering the westbound slip road from the IEC</li> <li>• The openable windows of the temple, if any, should be orientated so as to avoid direct line of sight to the existing Victoria Park Road as far as practicable.</li> </ul>	In between the Electric Centre (next to City Garden) and CDA(1) site / Before occupation of Planned NSRs in CDA and CDA(1) sites.  Near Causeway Bay Fire Station / During detailed design of the re-provisioned Tin Hau Temple	HyD  Project Proponent for the re-provisioned Tin Hau Temple	√	√ #			

\* Des - Design, C - Construction, O – Operation, and Dec - Decommissioning

# Only the steel frame for this section of noise semi-enclosure would be erected in advance during the construction of the westbound slip road.



**Table A.4 Implementation Schedule for Waste Management**

WDII & CWB EIA Report Ref	Environmental Protection Measures / Mitigation Measures	Location / Timing	Implementation Agent	Implementation Stages*				Relevant Legislation and Guidelines
				Des	C	O	Dec	
<b>Construction Phase</b>								
S6.5.14	<p><b>Floating Refuse</b></p> <p>During the construction phase, the project proponent's contractor will be responsible for the collection of any refuse within their works area. Floating booms will be provided on the water surface to confine the refuse from the working barges as well as to avoid the accumulation of pollutants within temporary embayment as mentioned in Table D9.3.</p>	Work site / During the construction period	Contractor		√			
S6.6.1	<p><b>Good Site Practices</b></p> <p>Recommendations for good site practices during the construction activities include:</p> <ul style="list-style-type: none"> <li>• nomination of an approved person, such as a site manager, to be responsible for good site practices, arrangements for collection and effective disposal to an appropriate facility, of all wastes generated at the site;</li> <li>• training of site personnel in proper waste management and chemical waste handling procedures;</li> <li>• provision of sufficient waste disposal points and regular collection for disposal;</li> <li>• appropriate measures to minimise windblown litter and dust during transportation of waste by either covering trucks or by transporting wastes in enclosed containers;</li> <li>• regular cleaning and maintenance programme for drainage systems, sumps and oil interceptors; and</li> <li>• a recording system for the amount of wastes generated, recycled and disposed of (including the disposal sites).</li> </ul>	Work site / During the construction period	Contractor		√			Waste Disposal Ordinance (Cap.354)

WDII & CWB EIA Report Ref	Environmental Protection Measures / Mitigation Measures	Location / Timing	Implementation Agent	Implementation Stages*				Relevant Legislation and Guidelines
				Des	C	O	Dec	
S6.6.2	<p><i>Waste Reduction Measures</i></p> <p>Waste reduction is best achieved at the planning and design stage, as well as by ensuring the implementation of good site practices. Recommendations to achieve waste reduction include:</p> <ul style="list-style-type: none"> <li>• segregation and storage of different types of waste in different containers, skips or stockpiles to enhance reuse or recycling of materials and their proper disposal;</li> <li>• to encourage collection of aluminium cans, PET bottles and paper, separate labelled bins shall be provided to segregate these wastes from other general refuse generated by the work force;</li> <li>• any unused chemicals or those with remaining functional capacity shall be recycled;</li> <li>• use of reusable non-timber formwork, such as in casting the tunnel box sections, to reduce the amount of C&amp;D material.</li> <li>• prior to disposal of C&amp;D waste, it is recommended that wood, steel and other metals shall be separated for re-use and / or recycling to minimise the quantity of waste to be disposed of to landfill;</li> <li>• proper storage and site practices to minimise the potential for damage or contamination of construction materials; and</li> <li>• plan and stock construction materials carefully to minimise amount of waste generated and avoid unnecessary generation of waste.</li> </ul>	Work site / During planning and design stage, and construction stage	Contractor	√	√			

WDII & CWB EIA Report Ref	Environmental Protection Measures / Mitigation Measures	Location / Timing	Implementation Agent	Implementation Stages*				Relevant Legislation and Guidelines
				Des	C	O	Dec	
S6.6.4	<p><i>General Refuse</i></p> <p>General refuse shall be stored in enclosed bins or compaction units separate from C&amp;D material. A licensed waste collector shall be employed by the contractor to remove general refuse from the site, separately from C&amp;D material.</p> <p>A collection area shall be provided where wastes can be stored and loaded prior to removal from site. An enclosed and covered area is recommended to reduce the occurrence of 'wind blow' light material.</p>	Work site / During the construction period	Contractor		√			Public Health and Municipal Services Ordinance (Cap. 132)
S6.6.5	<p><i>Chemical Wastes</i></p> <p>After use, chemical wastes (for example, cleaning fluids, solvents, lubrication oil and fuel) shall be handled according to the Code of Practice on the Packaging, Labelling and Storage of Chemical Wastes. Spent chemicals shall be collected by a licensed collector for disposal at the CWTF or other licensed facility in accordance with the Waste Disposal (Chemical Waste) (General) Regulation.</p>	Work site / During the construction period	Contractor		√			<p>Waste Disposal (Chemical Waste) (General) Regulation</p> <p>Code of Practice on the Packaging, Labelling and Storage of Chemical Wastes</p>
S6.6.6	<p><i>Construction and Demolition Material</i></p> <p>C&amp;D material shall be sorted on-site into inert C&amp;D material (that is, public fill) and C&amp;D waste. All the suitable inert C&amp;D material shall be broken down to 250 mm in size for reuse as public fill in the WDII reclamation. C&amp;D waste, such as wood, glass, plastic, steel and other metals shall be reused or recycled and, as a last resort, disposed of to landfill. A suitable area shall be designated to facilitate the sorting process and a temporary stockpiling area will be required for the separated materials.</p>	Work site / During the construction period	Contractor		√			ETWB TCW No. 33/2002, 31/2004, 19/2005

WDH & CWB EIA Report Ref	Environmental Protection Measures / Mitigation Measures	Location / Timing	Implementation Agent	Implementation Stages*				Relevant Legislation and Guidelines
				Des	C	O	Dec	
S6.6.7	In order to monitor the disposal of public fill and C&D waste at public fill reception facilities and landfills, respectively, and to control fly tipping, a trip-ticket system shall be included as one of the contractual requirements and implemented by the Environmental Team undertaking the environmental monitoring and audit work. An Independent Environment Checker shall be responsible for auditing the results of the system.	Work site / During the construction period	Contractor and Independent Environmental Checker		√			ETWB TCW No. 31/2004
S6.6.8	<p><i>Bentonite Slurry</i></p> <p>The disposal of residual used bentonite slurry shall follow the good practice guidelines stated in ProPECC PN 1/94 "Construction Site Drainage" and listed as follows:</p> <ul style="list-style-type: none"> <li>• If the disposal of a certain residual quantity cannot be avoided, the used slurry may be disposed of at the marine spoil grounds subject to obtaining a marine dumping licence from EPD on a case-by-case basis.</li> <li>• If the used bentonite slurry is intended to be disposed of through the public drainage system, it shall be treated to the respective effluent standards applicable to foul sewers, storm drains or the receiving waters as set out in the Technical Memorandum of Standards for Effluents Discharged into Drainage and Sewerage Systems, Inland and Coastal Waters.</li> <li>• If the used bentonite slurry is intended to be disposed to public fill reception facilities, it will be mixed with dry soil on site before disposal.</li> </ul>	Work site / During the construction period	Contractor		√			ProPECC PN 1/94

\* Des - Design, C - Construction, O – Operation, and Dec - Decommissioning

**Table A.5 Implementation Schedule for Land Contamination**

WDII & CWB EIA Report Ref	Environmental Protection Measures / Mitigation Measures	Location / Timing	Implementation Agent	Implementation Stages*				Relevant Legislation and Guidelines
				Des	C	O	Dec	
<b>Construction and Operation Phase</b>								
S.7.1.1	As no potential contaminative land uses were identified within the Study Area, adverse land contamination impacts associated with the construction and operation of the Project is not expected. As such, environmental protection and mitigation measures are considered not necessary and will not be covered in this EM&A Manual.	-	-					-

\* Des - Design, C - Construction, O – Operation, and Dec - Decommissioning

**Table A.7 Implementation Schedule for Landscape and Visual**

WDII & CWB EIA Report Ref	Environmental Protection Measures / Mitigation Measures	Location / Timing	Implementation Agent	Implementation Stages*				Relevant Legislation and Guidelines
				Des	C	O	Dec	
<b>Construction Phase</b>								
Table 10.5	CM1 Topsoil, where identified, shall be stripped and stored for re-use in the construction of the soft landscape works, where practical.	Work site / During Construction Phase	Contractor	√	√			EIAO TM
Table 10.5	CM2 Existing trees to be retained on site shall be carefully protected during construction.	Work site / During Construction Phase	Contractor	√	√			EIAO TM
Table 10.5	CM3 Trees unavoidably affected by the works shall be transplanted where practical.	Work site / During Construction Phase	Contractor	√	√			EIAO TM
Table 10.5	CM4 Compensatory tree planting shall be provided to compensate for felled trees.	Work site / During Construction Phase	Contractor	√	√			EIAO TM
Table 10.5	CM5 Control of night-time lighting.	Work site / During Construction Phase	Contractor		√			EIAO TM
Table 10.5	CM6 Erection of decorative screen hoarding compatible with the surrounding setting.	Work site / During Construction Phase	Contractor		√			EIAO TM
<b>Operation Phase</b>								
Table 10.6, Figure 10.5.1-10.5.5	OM1 Aesthetic design of buildings and road-related structures, including viaducts, vent buildings, subways, footbridges and noise barriers and enclosure.	Work site / During Design Stage and Operation Phases	HyD	√	√	√		ETWB TCW 2/2004
Table 10.6, Figure 10.5.1-10.5.5	OM3 Buffer Tree and Shrub Planting to screen proposed roads and associated structures.	Work site / During Design Stage and Operation Phases	HyD	√	√	√		ETWB TCW 2/2004
Table 10.6, Figure 10.5.1-10.5.5	OM5 Aesthetic streetscape design.	Work site / During Design Stage and Operation Phases	HyD	√	√	√		ETWB TCW 2/2004
Table 10.6, Figure 10.5.1-10.5.5	OM6 Aesthetic design of roadside amenity areas.	Work site / During Design Stage and Operation Phases	HyD	√	√	√		ETWB TCW 2/2004

\*Des - Design, C - Construction, O - Operation, and Dec - Decommissioning



***Appendix 4.1***

***Action and Limit Level***



### Action and Limit Level

#### *Action and Limit Level for Noise Monitoring*

Time Period	Action Level	Limit Level
07:00 – 19:00 hours on normal weekdays	When one documented complaint is received.	75 dB(A)/ 70 dB(A)/ 65 dB(A) <sup>Note 1</sup>

Note 1:

- 70dB(A) and 65 dB(A) for schools during normal teaching periods and school examination periods, respectively.
- If works are to be carried out during the restricted hours, the conditions stipulated in the Construction Noise Permit (CNP) issued by the Noise Control Authority have to be followed.

#### *Action and Limit Level for Air Monitoring*

Monitoring Location	1-hour TSP Level in $\mu\text{g}/\text{m}^3$		24-hour TSP Level in $\mu\text{g}/\text{m}^3$	
	Action Level	Limit Level	Action Level	Limit Level
CMA1b	320.1	500	176.7	260
CMA2a	323.4	500	169.5	260
CMA3a	311.3	500	171.0	260
CMA4a	312.5	500	171.2	260
CMA5a	332.0	500	181.0	260
MA1e	325.1	500	173.4	260
MA1w	325.1	500	173.4	260





***Appendix 4.2***

***Copies of Calibration Certificates***



## CERTIFICATE OF CALIBRATION

Certificate No.: 14CA0529 01-01 Page 1 of 2

### Item tested

Description:	Sound Level Meter (Type 1)	,	Microphone
Manufacturer:	B & K	,	B & K
Type/Model No.:	2236	,	4188
Serial/Equipment No.:	2100736	,	2157055
Adaptors used:	-	,	-

### Item submitted by

Customer Name: Lam Geotechnics Limited  
Address of Customer: -  
Request No.: -  
Date of receipt: 29-May-2014

Date of test: 29-May-2014

### Reference equipment used in the calibration

Description:	Model:	Serial No.	Expiry Date:	Traceable to:
Multi function sound calibrator	B&K 4226	2288444	22-Jun-2014	CIGISMEC
Signal generator	DS 360	33873	09-Apr-2015	CEPREI
Signal generator	DS 360	61227	09-Apr-2015	CEPREI

### Ambient conditions

Temperature: 22 ± 1 °C  
Relative humidity: 60 ± 10 %  
Air pressure: 1000 ± 10 hPa

### Test specifications

- 1, The Sound Level Meter has been calibrated in accordance with the requirements as specified in BS 7580: Part 1: 1997 and the lab calibration procedure SMTP004-CA-152.
- 2, The electrical tests were performed using an electrical signal substituted for the microphone which was removed and replaced by an equivalent capacitance within a tolerance of ±20%.
- 3, The acoustic calibration was performed using an B&K 4226 sound calibrator and corrections was applied for the difference between the free-field and pressure responses of the Sound Level Meter.

### Test results

This is to certify that the Sound Level Meter conforms to BS 7580: Part 1: 1997 for the conditions under which the test was performed.

Details of the performed measurements are presented on page 2 of this certificate.

Actual Measurement data are documented on worksheets.

Approved Signatory:

  
Huang Jian Min / Feng Jun Qi

Date: 30-May-2014

Company Chop:



**Comments:** The results reported in this certificate refer to the condition of the instrument on the date of calibration and carry no implication regarding the long-term stability of the instrument.



## CERTIFICATE OF CALIBRATION

(Continuation Page)

Certificate No.: 14CA0529 01-01 Page 2 of 2

### 1, Electrical Tests

The electrical tests were performed using an equivalent capacitance substituted for the microphone. The results are given in below with test status and the estimated uncertainties. The "Pass" means the result of the test is inside the tolerances stated in the test specifications. The "-" means the result of test is outside these tolerances.

Test:	Subtest:	Status:	Expanded Uncertainty (dB)	Coverage Factor
Self-generated noise	A	Pass	0.3	
	C	Pass	1.0	2.1
	Lin	Pass	2.0	2.2
Linearity range for Leq	At reference range, Step 5 dB at 4 kHz	Pass	0.3	
	Reference SPL on all other ranges	Pass	0.3	
	2 dB below upper limit of each range	Pass	0.3	
	2 dB above lower limit of each range	Pass	0.3	
Linearity range for SPL	At reference range, Step 5 dB at 4 kHz	Pass	0.3	
	Frequency weightings	A	Pass	0.3
Time weightings	C	Pass	0.3	
	Lin	Pass	0.3	
	Single Burst Fast	Pass	0.3	
Peak response	Single Burst Slow	Pass	0.3	
	Single 100µs rectangular pulse	Pass	0.3	
R.M.S. accuracy	Crest factor of 3	Pass	0.3	
	Time weighting I	Single burst 5 ms at 2000 Hz	Pass	0.3
Time averaging	Repeated at frequency of 100 Hz	Pass	0.3	
	1 ms burst duty factor 1/10 <sup>3</sup> at 4kHz	Pass	0.3	
	1 ms burst duty factor 1/10 <sup>4</sup> at 4kHz	Pass	0.3	
Pulse range	Single burst 10 ms at 4 kHz	Pass	0.4	
	Sound exposure level	Single burst 10 ms at 4 kHz	Pass	0.4
Overload indication	SPL	Pass	0.3	
	Leq	Pass	0.4	

### 2, Acoustic tests

The complete sound level meter was calibrated on the reference range using a B&K 4226 acoustic calibrator with 1000Hz and SPL 94 dB. The sensitivity of the sound level meter was adjusted. The test result at 125 Hz and 8000 Hz are given in below with test status and the estimated uncertainties.

Test:	Subtest	Status	Expanded Uncertainty (dB)	Coverage Factor
Acoustic response	Weighting A at 125 Hz	Pass	0.3	
	Weighting A at 8000 Hz	Pass	0.5	

### 3, Response to associated sound calibrator

N/A

The expanded uncertainties have been calculated in accordance with the ISO Publication "Guide to the expression of uncertainty in measurement", and gives an interval estimated to have a level of confidence of 95%. A coverage factor of 2 is assumed unless explicitly stated.

Calibrated by:

Date: 29-May-2014

Fung Chi Yip

- End -

Checked by:

Date: 30-May-2014

Lam Tze Wai

The standard(s) and equipment used in the calibration are traceable to national or international recognised standards and are calibrated on a schedule to maintain the required accuracy level.





## CERTIFICATE OF CALIBRATION

Certificate No.: 14CA0529 01-02

Page: 1 of 2

### Item tested

Description: Acoustical Calibrator (Class 1)  
Manufacturer: Rion Co., Ltd.  
Type/Model No.: NC-73  
Serial/Equipment No.: 10465798  
Adaptors used: -

### Item submitted by

Customer: Lam Geotechnics Limited  
Address of Customer: -  
Request No.: -  
Date of receipt: 29-May-2014

Date of test: 30-May-2014

### Reference equipment used in the calibration

Description:	Model:	Serial No.	Expiry Date:	Traceable to:
Lab standard microphone	B&K 4180	2412857	13-May-2015	SCL
Preamplifier	B&K 2673	2239857	10-Apr-2015	CEPREI
Measuring amplifier	B&K 2610	2346941	08-Apr-2015	CEPREI
Signal generator	DS 360	61227	09-Apr-2015	CEPREI
Digital multi-meter	34401A	US36087050	17-Dec-2014	CEPREI
Audio analyzer	8903B	GB41300350	07-Apr-2015	CEPREI
Universal counter	53132A	MY40003662	11-Apr-2015	CEPREI

### Ambient conditions

Temperature:  $22 \pm 1$  °C  
Relative humidity:  $60 \pm 10$  %  
Air pressure:  $1000 \pm 10$  hPa

### Test specifications

- The Sound Calibrator has been calibrated in accordance with the requirements as specified in IEC 60942 1997 Annex B and the lab calibration procedure SMTP004-CA-156.
- The calibrator was tested with its axis vertical facing downwards at the specific frequency using insert voltage technique.
- The results are rounded to the nearest 0.01 dB and 0.1 Hz and have not been corrected for variations from a reference pressure of 1013.25 hectoPascals as the maker's information indicates that the instrument is insensitive to pressure changes.

### Test results

Details of the performed measurements are presented on **page 2** of this certificate.

Approved Signatory:

  
Huang Jian Min/Feng Jun Qi

Date: 30-May-2014

Company Chop:



Comments: The results reported in this certificate refer to the condition of the instrument on the date of calibration and carry no implication regarding the long-term stability of the instrument.



## CERTIFICATE OF CALIBRATION

(Continuation Page)

Certificate No.: 14CA0529 01-02

Page: 2 of 2

### 1, Measured Sound Pressure Level

The output Sound Pressure Level in the calibrator head was measured at the setting and frequency shown using a calibrated laboratory standard microphone and insert voltage technique. The results are given in below with the estimated uncertainties.

Frequency Shown Hz	Output Sound Pressure Level Setting dB	Measured Output Sound Pressure Level dB	(Output level in dB re 20 $\mu$ Pa)
			Estimated Expanded Uncertainty dB
1000	94.00	94.57	0.10

### 2, Sound Pressure Level Stability - Short Term Fluctuations

The Short Term Fluctuations was determined by measuring the maximum and minimum of the fast weighted DC output of the B&K 2610 measuring amplifier over a 20 second time interval as required in the standard. The Short Term Fluctuation was found to be:

At 1000 Hz **STF = 0.001 dB**  
Estimated expanded uncertainty 0.005 dB

### 3, Actual Output Frequency

The determination of actual output frequency was made using a B&K 4180 microphone together with a B&K 2673 preamplifier connected to a B&K 2610 measuring amplifier. The AC output of the B&K 2610 was taken to an universal counter which was used to determine the frequency averaged over 20 second of operation as required by the standard. The actual output frequency at 1 KHz was:

At 1000 Hz **Actual Frequency = 965.6 Hz**  
Estimated expanded uncertainty 0.1 Hz Coverage factor k = 2.2

### 4, Total Noise and Distortion

For the Total Noise and Distortion measurement, the unfiltered AC output of the B&K 2610 measuring amplifier was connected to an Agilent Type 8903 B distortion analyser. The TND result at 1 KHz was:

At 1000 Hz **TND = 0.9 %**  
Estimated expanded uncertainty 0.7 %

The expanded uncertainties have been calculated in accordance with the ISO Publication "Guide to the expression of uncertainty in measurement", and gives an interval estimated to have a level of confidence of 95%. A coverage factor of 2 is assumed unless explicitly stated.

Calibrated by:

Date: 30-May-2014

Fung Chi Yip

- End -

Checked by:

Date: 30-May-2014

Lam Tze Wai

The standard(s) and equipment used in the calibration are traceable to national or international recognised standards and are calibrated on a schedule to maintain the required accuracy level.





TISCH ENVIRONMENTAL, INC.  
 145 SOUTH MIAMI AVE  
 VILLAGE OF CLEVELAND, OH  
 45002  
 513.467.9000  
 877.263.7610 TOLL FREE  
 513.467.9009 FAX

ORIFICE TRANSFER STANDARD CERTIFICATION WORKSHEET TE-5025A

Date - Jul 14, 2014 Rootsmeter S/N 0438320 Ta (K) - 298  
 Operator Tisch Orifice I.D. - 0005 Pa (mm) - 749.3

PLATE OR Run #	VOLUME START (m3)	VOLUME STOP (m3)	DIFF VOLUME (m3)	DIFF TIME (min)	METER DIFF Hg (mm)	ORFICE DIFF H2O (in.)
1	NA	NA	1.00	1.3870	3.2	2.00
2	NA	NA	1.00	0.9830	6.4	4.00
3	NA	NA	1.00	0.8760	7.9	5.00
4	NA	NA	1.00	0.8340	8.8	5.50
5	NA	NA	1.00	0.6860	12.7	8.00

DATA TABULATION

Vstd	(x axis) Qstd	(y axis)	Va	(x axis) Qa	(y axis)
0.9817	0.7078	1.4042	0.9957	0.7179	0.8919
0.9775	0.9944	1.9859	0.9915	1.0086	1.2613
0.9754	1.1135	2.2203	0.9894	1.1294	1.4101
0.9743	1.1683	2.3286	0.9882	1.1849	1.4790
0.9692	1.4128	2.8084	0.9830	1.4330	1.7837
Qstd slope (m) = 1.99175			Qa slope (m) = 1.24720		
intercept (b) = -0.00041			intercept (b) = -0.00026		
coefficient (r) = 0.99991			coefficient (r) = 0.99991		
y axis = SQRT[H2O(Pa/760) (298/Ta)]			y axis = SQRT[H2O(Ta/Pa)]		

CALCULATIONS

Vstd = Diff. Vol [(Pa-Diff. Hg)/760] (298/Ta)  
 Qstd = Vstd/Time

Va = Diff Vol [(Pa-Diff Hg)/Pa]  
 Qa = Va/Time

For subsequent flow rate calculations:

Qstd = 1/m{ [SQRT(H2O(Pa/760) (298/Ta))] - b}  
 Qa = 1/m{ [SQRT H2O(Ta/Pa)] - b}



Lam Geotechnics Limited

**Calibration Data for High Volume Sampler (TSP Sampler)**

Location : CMA1b Calibration Date : 21-Oct-14  
 Equipment no. : EL452 Calibration Due Date : 21-Dec-14

**CALIBRATION OF CONTINUOUS FLOW RECORDER**

Ambient Condition						
Temperature, T <sub>a</sub>	303	Kelvin	Pressure, P <sub>a</sub>	1015	mmHg	
Orifice Transfer Standard Information						
Equipment No.	EL086	Slope, m <sub>c</sub>	1.99175	Intercept, b <sub>c</sub>	-0.00041	
Last Calibration Date	14-Jul-14	$(H \times P_a / 1013.3 \times 298 / T_a)^{1/2}$ $= m_c \times Q_{std} + b_c$				
Next Calibration Date	14-Jul-15					
Calibration of TSP						
Calibration Point	Manometer Reading			Q <sub>std</sub> (m <sup>3</sup> / min.) X-axis	Continuous Flow Recorder, W (CFM)	IC (W(P <sub>a</sub> /1013.3x298/T <sub>a</sub> ) <sup>1/2</sup> /35.31) Y-axis
	(up)	(down)	(difference)			
1	6.0	6.0	12.0	1.7265	64	63.5230
2	4.8	4.8	9.6	1.5442	58	57.5677
3	3.8	3.8	7.6	1.3740	52	51.6124
4	2.4	2.4	4.8	1.0920	40	39.7019
5	1.4	1.4	2.8	0.8341	32	31.7615
By Linear Regression of Y on X						
Slope, m		=	36.4512	Intercept, b		= 0.9310
Correlation Coefficient*		=	0.9986			
Calibration Accepted		=	Yes/No**			

\* if Correlation Coefficient &lt; 0.990, check and recalibration again.

\*\* Delete as appropriate.

Remarks : \_\_\_\_\_

Calibrated by : Henry Lau Checked by : Derek Lo  
 Date : 21-Oct-14 Date : 21-Oct-14



Lam Geotechnics Limited

**Calibration Data for High Volume Sampler (TSP Sampler)**

Location : CMA2a  
 Equipment no. : EL449

Calibration Date : 21-Oct-14  
 Calibration Due Date : 21-Dec-14

**CALIBRATION OF CONTINUOUS FLOW RECORDER**

Ambient Condition			
Temperature, T <sub>a</sub>	303	Kelvin	Pressure, P <sub>a</sub>
			1015 mmHg

Orifice Transfer Standard Information					
Equipment No.	EL086	Slope, m <sub>c</sub>	1.99175	Intercept, b <sub>c</sub>	-0.00041
Last Calibration Date	14-Jul-14	$(H \times P_a / 1013.3 \times 298 / T_a)^{1/2}$ $= m_c \times Q_{std} + b_c$			
Next Calibration Date	14-Jul-15				

Calibration of TSP						
Calibration Point	Manometer Reading			Q <sub>std</sub> (m <sup>3</sup> / min.) X-axis	Continuous Flow Recorder, W (CFM)	IC (W(P <sub>a</sub> /1013.3x298/T <sub>a</sub> ) <sup>1/2</sup> /35.31) Y-axis
	(up)	(down)	(difference)			
1	6.5	6.5	13.0	1.7970	63	62.5304
2	5.0	5.0	10.0	1.5761	57	56.5751
3	4.0	4.0	8.0	1.4097	50	49.6273
4	2.4	2.4	4.8	1.0920	41	40.6944
5	1.5	1.5	3.0	0.8633	34	33.7466

By Linear Regression of Y on X

Slope, m = 31.1199      Intercept, b = 6.6974  
 Correlation Coefficient\* = 0.9985  
 Calibration Accepted = Yes/No\*\*

\* if Correlation Coefficient &lt; 0.990, check and recalibration again.

\*\* Delete as appropriate.

Remarks : \_\_\_\_\_

Calibrated by : Henry Lau  
 Date : 21-Oct-14

Checked by : Derek Lo  
 Date : 21-Oct-14





Lam Geotechnics Limited

### Calibration Data for High Volume Sampler (TSP Sampler)

Location : CMA3a Calibration Date : 21-Oct-14  
 Equipment no. : EL333 Calibration Due Date : 21-Dec-14

**CALIBRATION OF CONTINUOUS FLOW RECORDER**

Ambient Condition			
Temperature, T <sub>a</sub>	303	Kelvin	Pressure, P <sub>a</sub>
			1015 mmHg

Orifice Transfer Standard Information					
Equipment No.	EL086	Slope, m <sub>c</sub>	1.99175	Intercept, b <sub>c</sub>	-0.00041
Last Calibration Date	14-Jul-14	$(H \times P_a / 1013.3 \times 298 / T_a)^{1/2}$ $= m_c \times Q_{std} + b_c$			
Next Calibration Date	14-Jul-15				

Calibration of TSP						
Calibration Point	Manometer Reading			Q <sub>std</sub> (m <sup>3</sup> / min.) X-axis	Continuous Flow Recorder, W (CFM)	IC (W(P <sub>a</sub> /1013.3x298/T <sub>a</sub> ) <sup>1/2</sup> /35.31) Y-axis
	(up)	(down)	(difference)			
1	5.4	5.4	10.8	1.6379	54	53.5975
2	4.1	4.1	8.2	1.4272	49	48.6348
3	3.1	3.1	6.2	1.2410	42	41.6869
4	2.0	2.0	4.0	0.9969	37	36.7242
5	1.2	1.2	2.4	0.7722	31	30.7689

By Linear Regression of Y on X

Slope, m = 26.5451 Intercept, b = 10.0291

Correlation Coefficient\* = 0.9965

Calibration Accepted = Yes/No\*\*

\* if Correlation Coefficient < 0.990, check and recalibration again.

\*\* Delete as appropriate.

Remarks : \_\_\_\_\_

Calibrated by : Henry Lau Checked by : Derek Lo  
 Date : 21-Oct-14 Date : 21-Oct-14



Lam Geotechnics Limited

**Calibration Data for High Volume Sampler (TSP Sampler)**

Location : CMA4a  
 Equipment no. : EL390

Calibration Date : 21-Oct-14  
 Calibration Due Date : 21-Dec-14

**CALIBRATION OF CONTINUOUS FLOW RECORDER**

Ambient Condition			
Temperature, T <sub>a</sub>	303	Kelvin	Pressure, P <sub>a</sub>
			1015 mmHg

Orifice Transfer Standard Information					
Equipment No.	EL086	Slope, m <sub>c</sub>	1.99175	Intercept, b <sub>c</sub>	-0.00041
Last Calibration Date	14-Jul-14	$(H \times P_a / 1013.3 \times 298 / T_a)^{1/2}$ $= m_c \times Q_{std} + b_c$			
Next Calibration Date	14-Jul-15				

Calibration of TSP						
Calibration Point	Manometer Reading			Q <sub>std</sub> (m <sup>3</sup> / min.) X-axis	Continuous Flow Recorder, W (CFM)	IC (W(P <sub>a</sub> /1013.3x298/T <sub>a</sub> ) <sup>1/2</sup> /35.31) Y-axis
	(up)	(down)	(difference)			
1	5.9	5.9	11.8	1.7120	58	57.5677
2	4.8	4.8	9.6	1.5442	51	50.6199
3	3.7	3.7	7.4	1.3558	43	42.6795
4	2.4	2.4	4.8	1.0920	34	33.7466
5	1.5	1.5	3.0	0.8633	25	24.8137

By Linear Regression of Y on X

Slope, m = 38.2048      Intercept, b = -8.2956  
 Correlation Coefficient\* = 0.9993  
 Calibration Accepted = Yes/No\*\*

\* if Correlation Coefficient &lt; 0.990, check and recalibration again.

\*\* Delete as appropriate.

Remarks : \_\_\_\_\_

Calibrated by : Henry Lau  
 Date : 21-Oct-14

Checked by : Derek Lo  
 Date : 21-Oct-14



Lam Geotechnics Limited

**Calibration Data for High Volume Sampler (TSP Sampler)**

Location : CMA5a  
 Equipment no. : EL380

Calibration Date : 21-Oct-14  
 Calibration Due Date : 21-Dec-14

**CALIBRATION OF CONTINUOUS FLOW RECORDER**

Ambient Condition			
Temperature, T <sub>a</sub>	303	Kelvin	Pressure, P <sub>a</sub>
			1015 mmHg

Orifice Transfer Standard Information					
Equipment No.	EL086	Slope, m <sub>c</sub>	1.99175	Intercept, b <sub>c</sub>	-0.00041
Last Calibration Date	14-Jul-14	$(H \times P_a / 1013.3 \times 298 / T_a)^{1/2}$ $= m_c \times Q_{std} + b_c$			
Next Calibration Date	14-Jul-15				

Calibration of TSP						
Calibration Point	Manometer Reading			Q <sub>std</sub> (m <sup>3</sup> / min.) X-axis	Continuous Flow Recorder, W (CFM)	IC (W(P <sub>a</sub> /1013.3x298/T <sub>a</sub> ) <sup>1/2</sup> /35.31) Y-axis
	(up)	(down)	(difference)			
1	6.6	6.6	13.2	1.8107	58	57.5677
2	5.3	5.3	10.6	1.6226	54	53.5975
3	4.1	4.1	8.2	1.4272	48	47.6422
4	2.6	2.6	5.2	1.1366	39	38.7093
5	1.6	1.6	3.2	0.8916	32	31.7615

By Linear Regression of Y on X

Slope, m = 28.7132      Intercept, b = 6.2958  
 Correlation Coefficient\* = 0.9986  
 Calibration Accepted = Yes/No\*\*

\* if Correlation Coefficient &lt; 0.990, check and recalibration again.

\*\* Delete as appropriate.

Remarks : \_\_\_\_\_

Calibrated by : Henry Lau  
 Date : 21-Oct-14

Checked by : Derek Lo  
 Date : 21-Oct-14



Lam Geotechnics Limited

**Calibration Data for High Volume Sampler (TSP Sampler)**

Location : MA1e Calibration Date : 21-Oct-14  
 Equipment no. : EL455 Calibration Due Date : 21-Dec-14

**CALIBRATION OF CONTINUOUS FLOW RECORDER**

Ambient Condition			
Temperature, T <sub>a</sub>	303	Kelvin	Pressure, P <sub>a</sub>
			1015 mmHg

Orifice Transfer Standard Information			
Equipment No.	EL086	Slope, m <sub>c</sub>	1.99175
		Intercept, b <sub>c</sub>	-0.00041
Last Calibration Date	14-Jul-14	$(H \times P_a / 1013.3 \times 298 / T_a)^{1/2}$ $= m_c \times Q_{std} + b_c$	
Next Calibration Date	14-Jul-15		

Calibration of TSP						
Calibration Point	Manometer Reading			Q <sub>std</sub> (m <sup>3</sup> / min.) X-axis	Continuous Flow Recorder, W (CFM)	IC (W(P <sub>a</sub> /1013.3x298/T <sub>a</sub> ) <sup>1/2</sup> /35.31) Y-axis
	(up)	(down)	(difference)			
1	6.4	6.4	12.8	1.7831	62	61.5379
2	5.2	5.2	10.4	1.6073	53	52.6050
3	4.0	4.0	8.0	1.4097	45	44.6646
4	2.6	2.6	5.2	1.1366	33	32.7540
5	1.6	1.6	3.2	0.8916	22	21.8360

By Linear Regression of Y on X

Slope, m = 43.9909 Intercept, b = -17.3967  
 Correlation Coefficient\* = 0.9996  
 Calibration Accepted = Yes/No\*\*

\* if Correlation Coefficient &lt; 0.990, check and recalibration again.

\*\* Delete as appropriate.

Remarks : \_\_\_\_\_

Calibrated by : Henry Lau Checked by : Derek Lo  
 Date : 21-Oct-14 Date : 21-Oct-14



Lam Geotechnics Limited

**Calibration Data for High Volume Sampler (TSP Sampler)**

Location : MA1w Calibration Date : 21-Oct-14  
 Equipment no. : EL080 Calibration Due Date : 21-Dec-14

**CALIBRATION OF CONTINUOUS FLOW RECORDER**

Ambient Condition			
Temperature, T <sub>a</sub>	303	Kelvin	Pressure, P <sub>a</sub>
			1015 mmHg

Orifice Transfer Standard Information					
Equipment No.	EL086	Slope, m <sub>c</sub>	1.99175	Intercept, b <sub>c</sub>	-0.00041
Last Calibration Date	14-Jul-14	$\left( \frac{H \times P_a}{1013.3 \times 298 / T_a} \right)^{1/2}$ $= m_c \times Q_{std} + b_c$			
Next Calibration Date	14-Jul-15				

Calibration of TSP						
Calibration Point	Manometer Reading			Q <sub>std</sub> (m <sup>3</sup> / min.) X-axis	Continuous Flow Recorder, W (CFM)	IC (W(P <sub>a</sub> /1013.3x298/T <sub>a</sub> ) <sup>1/2</sup> /35.31) Y-axis
	(up)	(down)	(difference)			
1	6.1	6.1	12.2	1.7408	54	53.5975
2	4.9	4.9	9.8	1.5602	48	47.6422
3	3.9	3.9	7.8	1.3920	41	40.6944
4	2.5	2.5	5.0	1.1145	30	29.7764
5	1.5	1.5	3.0	0.8633	22	21.8360

By Linear Regression of Y on X

Slope, m = 36.9491 Intercept, b = -10.5868  
 Correlation Coefficient\* = 0.9990  
 Calibration Accepted = Yes/No\*\*

\* if Correlation Coefficient &lt; 0.990, check and recalibration again.

\*\* Delete as appropriate.

Remarks : \_\_\_\_\_

Calibrated by : Henry Lau Checked by : Derek Lo  
 Date : 21-Oct-14 Date : 21-Oct-14



***Appendix 5.1***

***Monitoring Schedules for Reporting Month and Coming Reporting Month***

**Wan Chai Development Phase II and Central-Wan Chai Bypass  
Sampling, Field Measurement and Testing Works (Stage 2)**

**Environmental Monitoring Schedule  
November 2014**

Sunday	Monday	Tuesday	Wednesday	Thursday	Friday	Saturday
26-Oct	27-Oct	28-Oct	29-Oct	30-Oct	31-Oct	1-Nov
		24hr TSP	1hr TSP 24hr TSP (MA1w)			
2-Nov	3-Nov	4-Nov	5-Nov	6-Nov	7-Nov	8-Nov
24hr TSP Noise (Daytime) (M1a,M2b,M8)		1hr TSP Noise (Daytime) (M3a,M4b,M5b,M6)	Noise (Daytime) (M7e,M7w)			24hr TSP
9-Nov	10-Nov	11-Nov	12-Nov	13-Nov	14-Nov	15-Nov
1hr TSP Noise (Daytime) (M1a,M2b) 24hr TSP ( MA1e)		Noise (Daytime) (M3a,M4b,M5b,M6,M7e M7w,M8)		24hr TSP		1hr TSP
16-Nov	17-Nov	18-Nov	19-Nov	20-Nov	21-Nov	22-Nov
Noise (Daytime) (M1a,M7e,M7w,M8)		Noise (Daytime) (M2b,M3a,M4b,M5b,M6)		24hr TSP	1hr TSP 24hr TSP (CMA3a, CMA4a, CMA5a)	
23-Nov	24-Nov	25-Nov	26-Nov	27-Nov		
Noise (Daytime) (M1a,M2b, M3a)		Noise (Daytime) (M4b,M5b, M6, M7e, M7w M8)	24hr TSP	1hr TSP		

**Wan Chai Development Phase II and Central-Wan Chai Bypass  
Sampling, Field Measurement and Testing Works (Stage 2)**

**Tentative Environmental Monitoring Schedule  
December 2014**

<b>Sunday</b>	<b>Monday</b>	<b>Tuesday</b>	<b>Wednesday</b>	<b>Thursday</b>	<b>Friday</b>	<b>Saturday</b>
30-Nov	1-Dec	2-Dec	3-Dec	4-Dec	5-Dec	6-Dec
	Noise (Daytime)	24hr TSP Noise (Daytime)	1hr TSP			
7-Dec	8-Dec	9-Dec	10-Dec	11-Dec	12-Dec	13-Dec
	24hr TSP Noise (Daytime)	1hr TSP		Noise (Daytime)		24hr TSP
14-Dec	15-Dec	16-Dec	17-Dec	18-Dec	19-Dec	20-Dec
	1hr TSP Noise (Daytime)	Noise (Daytime)			24hr TSP	1hr TSP
21-Dec	22-Dec	23-Dec	24-Dec	25-Dec	26-Dec	27-Dec
	Noise (Daytime)	24hr TSP Noise (Daytime)	1hr TSP			





***Appendix 5.2***

***Noise Monitoring Results and Graphical Presentations***



**Noise Monitoring Result**

**Day Time (0700 - 1900hrs on normal weekdays)**

Location: M1a - Harbour Road Sports Centre

Date	Time	Weather	Measurement Noise Level			Baseline Level	Construction Noise Level	Limit Level
			Leq	L10	L90	Leq	Leq	Leq
Unit: dB(A), (30-min)								
03/11/14	13:34	Fine	73.9	76.5	68.5	72	69	75
10/11/14	14:53	Fine	72.2	74.5	68.0	72	72	75
17/11/14	15:09	Fine	73.3	75.5	69.0	72	67	75
24/11/14	9:45	Fine	74.6	76.0	69.5	72	71	75

Location: M2b - Noon-day gun area

Date	Time	Weather	Measurement Noise Level			Baseline Level	Construction Noise Level	Limit Level
			Leq	L10	L90	Leq	Leq	Leq
Unit: dB(A), (30-min)								
03/11/14	14:18	Fine	69.7	71.0	67.0	68	66	75
10/11/14	15:45	Fine	68.3	69.5	66.0	68	60	75
18/11/14	10:18	Fine	71.8	74.0	68.0	68	70	75
24/11/14	10:25	Fine	68.3	70.0	66.0	68	60	75

Location: M3a - Tung Lo Wan Fire Station

Date	Time	Weather	Measurement Noise Level			Baseline Level	Construction Noise Level	Limit Level
			Leq	L10	L90	Leq	Leq	Leq
Unit: dB(A), (30-min)								
04/11/14	14:10	Cloudy	65.5	67.0	63.5	69	66	75
11/11/14	13:50	Fine	64.7	66.0	62.0	69	65	75
18/11/14	11:02	Fine	66.9	68.0	65.0	69	67	75
24/11/14	11:05	Fine	65.7	67.0	64.0	69	66	75

Location: M4b - Victoria Centre

Date	Time	Weather	Measurement Noise Level			Baseline Noise Level	Construction Noise Level	Limit Level
			Leq	L10	L90	Leq	Leq	Leq
Unit: dB(A), (30min)								
04/11/14	14:50	Cloudy	69.5	70.5	67.5	67	65	75
11/11/14	14:30	Fine	68.9	70.5	66.0	67	64	75
18/11/14	13:05	Fine	68.4	69.5	66.0	67	62	75
25/11/14	14:15	Fine	73.3	73.5	69.0	67	72	75

Location: M5b - City Garden

Date	Time	Weather	Measurement Noise Level			Baseline Level	Construction Noise Level	Limit Level
			Leq	L10	L90	Leq	Leq	Leq
Unit: dB(A), (30min)								
04/11/14	15:35	Cloudy	69.6	70.0	68.5	68	64	75
11/11/14	15:10	Fine	69.9	70.5	68.5	68	65	75
18/11/14	13:53	Fine	69.0	70.5	66.0	68	62	75
25/11/14	15:01	Fine	74.8	76.0	67.0	68	74	75

Location: M6 - HK Baptist Church Henrietta Secondary School

Date	Time	Weather	Measurement Noise Level			Baseline Level	Construction Noise Level	Limit Level
			Leq	L10	L90	Leq	Leq	Leq
Unit: dB(A), (30-min)								
04/11/14	16:17	Cloudy	69.2	70.5	67.0	71	69	70
11/11/14	15:50	Fine	69.7	71.0	67.0	71	70	70
18/11/14	14:33	Fine	72.2	73.5	69.5	71	67	70
25/11/14	15:48	Fine	73.0	74.0	69.5	71	69	70



### Noise Monitoring Result

#### Day Time (0700 - 1900hrs on normal weekdays)

Location: M7e - International Finance Centre (Eastern End of Podium) (Reference Station)

Date	Time	Weather	Measurement Noise Level			Baseline Level	Construction Noise Level	Limit Level
			Leq	L10	L90	Leq	Leq	Leq
Unit: dB(A), (30-min)								
05/11/14	13:46	Cloudy	74.5	79.0	67.0	67	74	N/A
11/11/14	10:30	Fine	71.4	73.5	66.0	67	70	N/A
17/11/14	10:25	Fine	69.3	71.5	65.5	67	66	N/A
25/11/14	10:12	Fine	68.0	70.0	64.5	67	62	N/A

Location: M7w - International Finance Centre (Western End of Podium)

Date	Time	Weather	Measurement Noise Level			Baseline Level	Construction Noise Level	Limit Level
			Leq	L10	L90	Leq	Leq	Leq
Unit: dB(A), (30-min)								
05/11/14	14:29	Cloudy	68.7	71.0	65.0	69	69	75
11/11/14	9:55	Fine	66.5	68.0	64.0	69	67	75
17/11/14	11:02	Fine	66.4	68.0	62.0	69	66	75
25/11/14	10:49	Fine	66.7	69.5	62.0	69	67	75

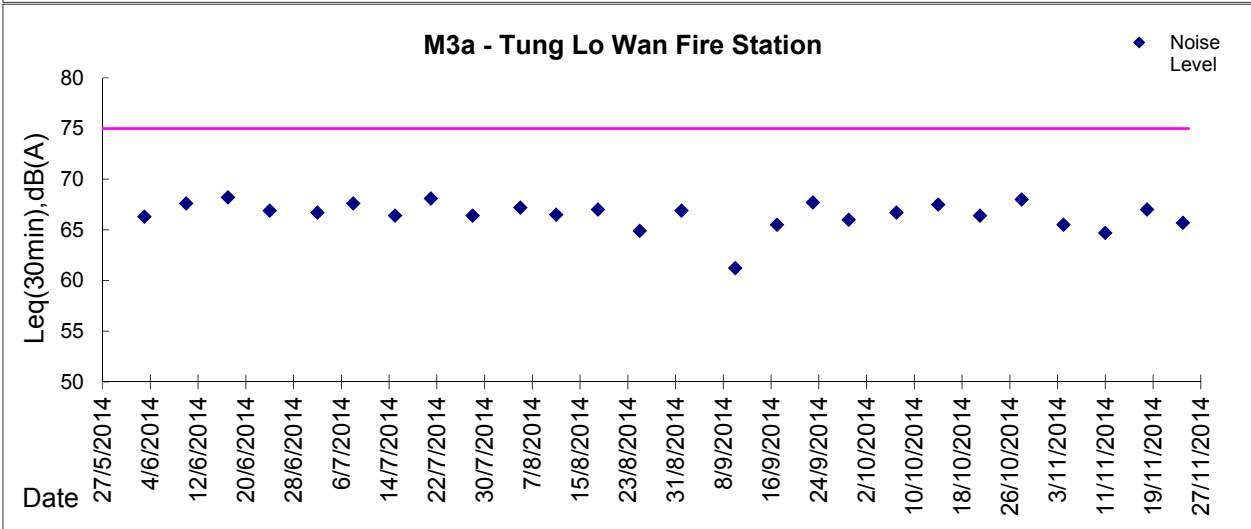
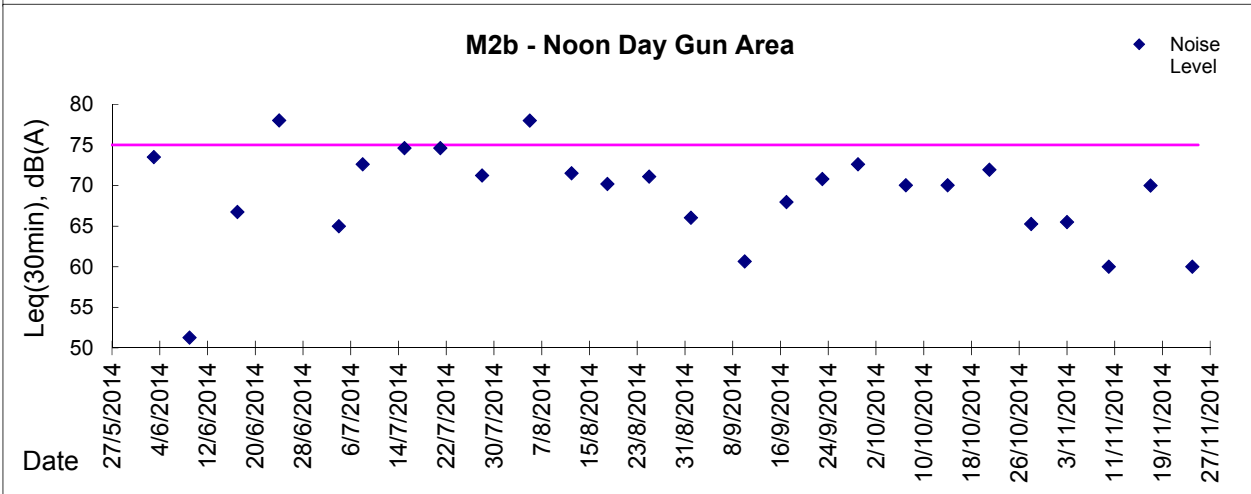
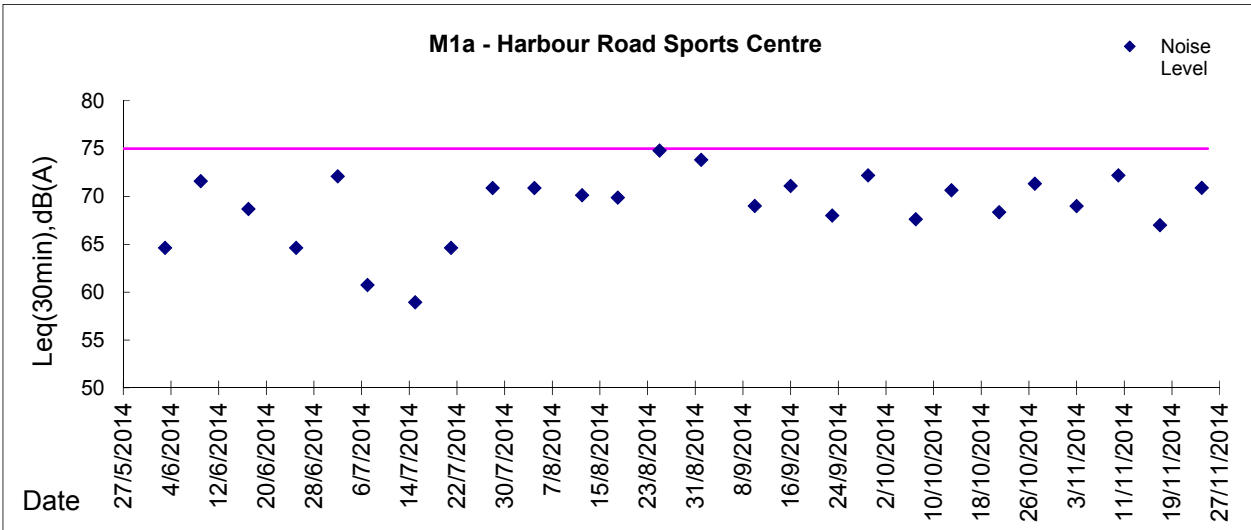
Location: M8 - City Hall

Date	Time	Weather	Measurement Noise Level			Baseline Level	Construction Noise Level	Limit Level
			Leq	L10	L90	Leq	Leq	Leq
Unit: dB(A), (30-min)								
03/11/14	10:35	Fine	65.6	66.8	60.5	64	60	70
11/11/14	11:30	Fine	61.4	63.5	58.0	64	61	70
17/11/14	9:35	Fine	63.8	66.0	59.5	64	64	70
25/11/14	11:28	Fine	60.6	62.5	57.5	64	61	70



**Graphic Presentation of Noise Monitoring Result**

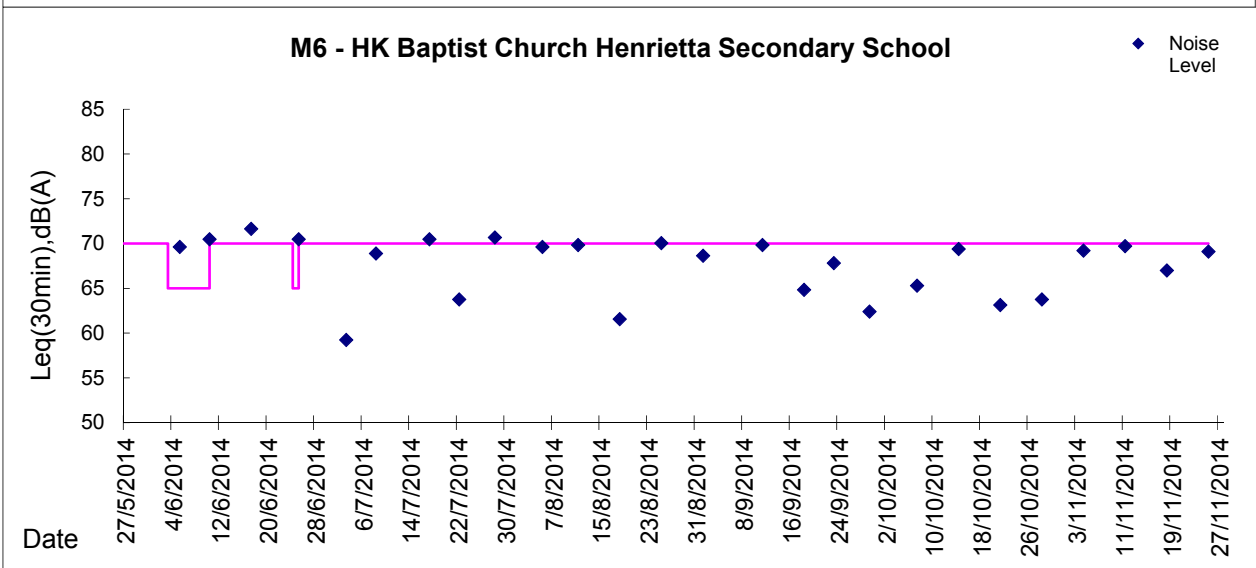
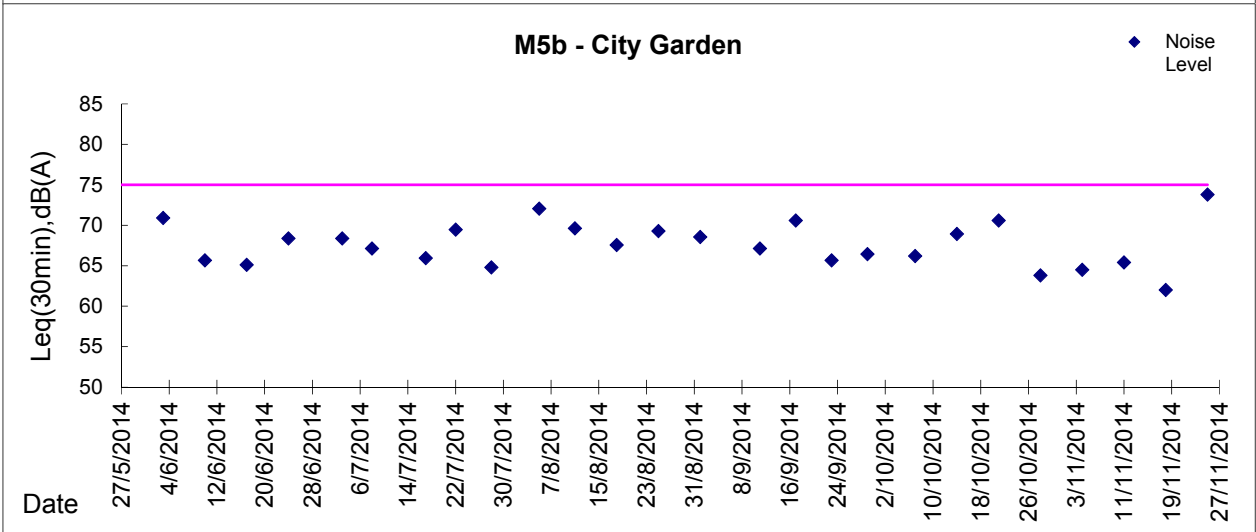
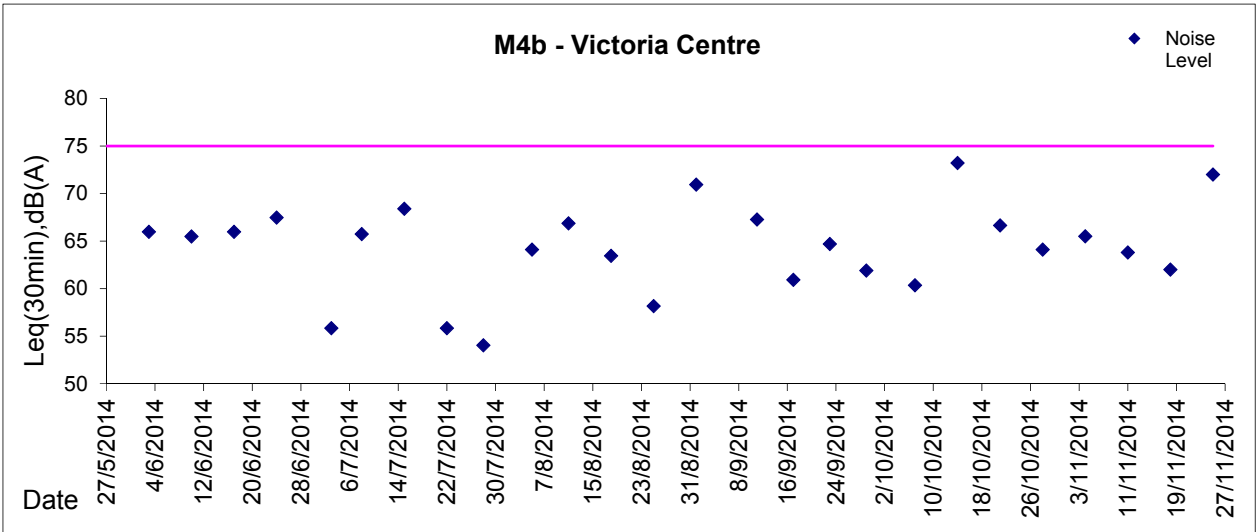
**Day Time (0700 - 1900hrs on normal weekdays)**





**Graphic Presentation of Noise Monitoring Result**

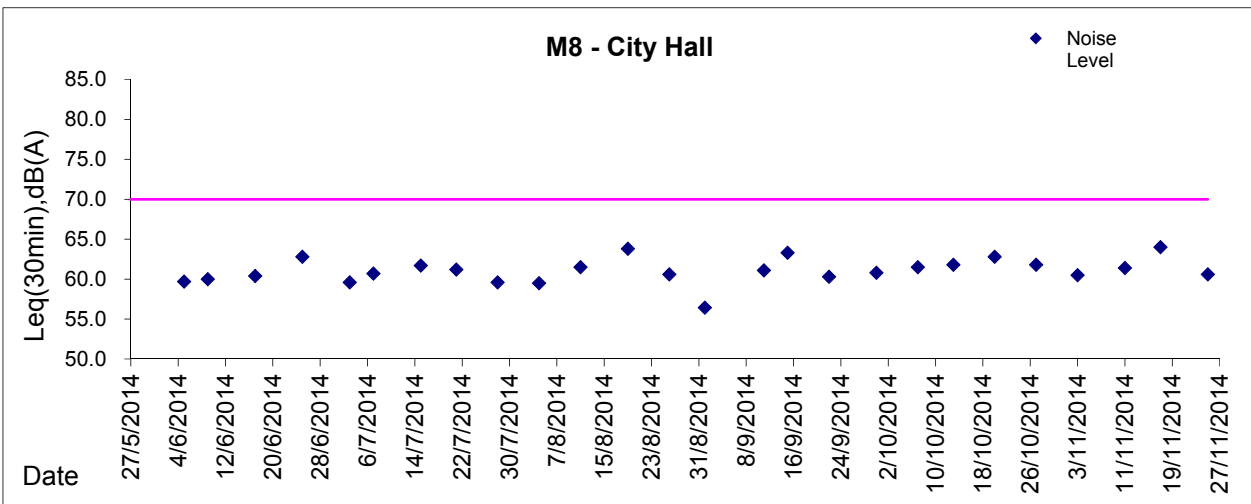
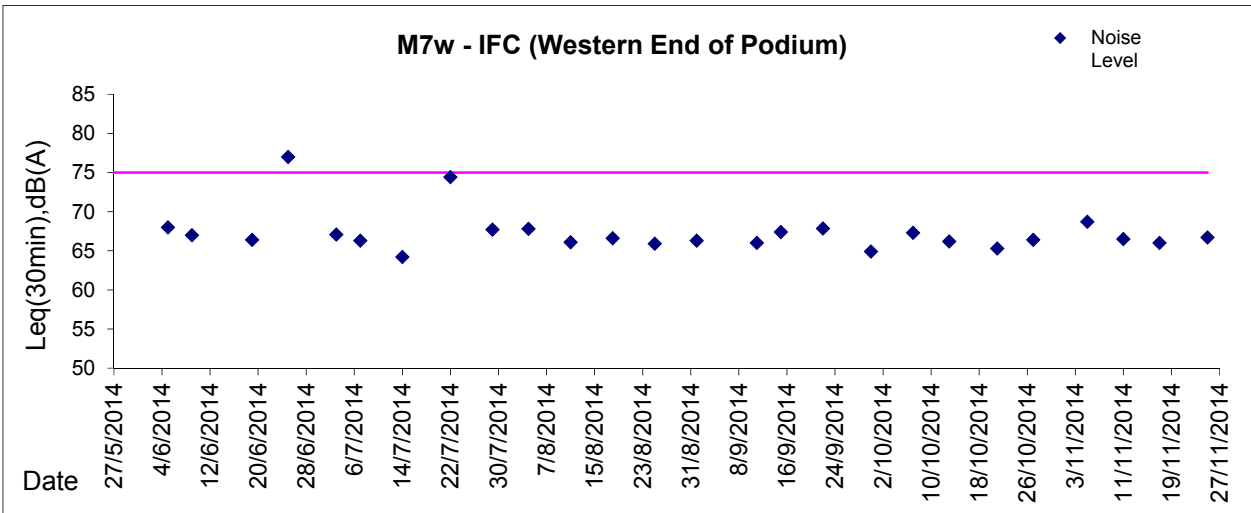
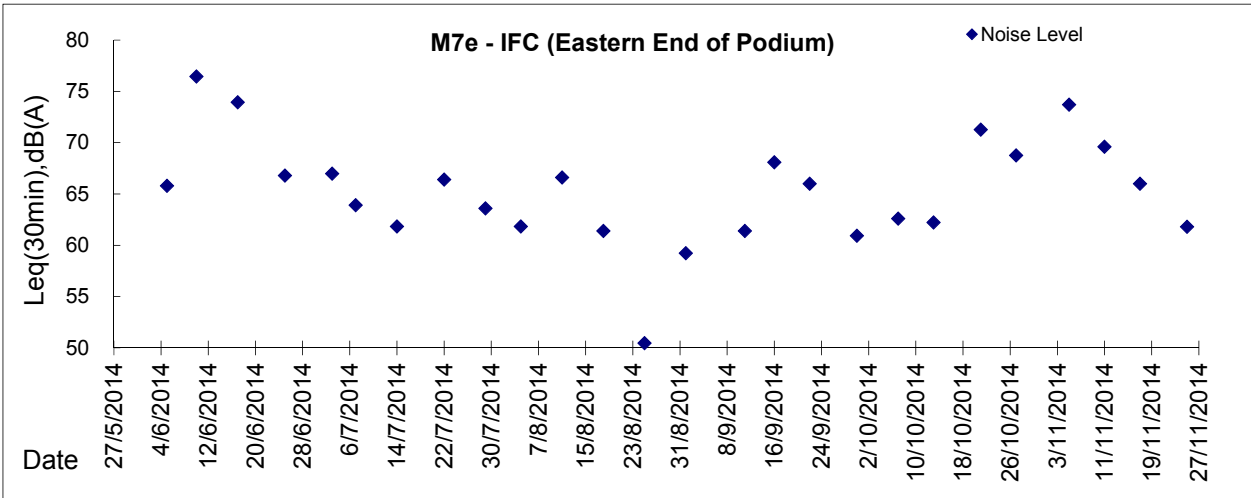
**Day Time (0700 - 1900hrs on normal weekdays)**





**Graphic Presentation of Noise Monitoring Result**

**Day Time (0700 - 1900hrs on normal weekdays)**



\* Remark: M7e - IFC (Eastern End of Podium) is a reference monitoring station



***Appendix 5.3***

***Air Quality Monitoring Results and Graphical Presentations***



Location: CMA1b - Oil Street Site Office

Report on 24-hour TSP monitoring

Action Level ( $\mu\text{g}/\text{m}^3$ ) - 176.7

Limit Level ( $\mu\text{g}/\text{m}^3$ ) - 260

Date	Sampling Time	Weather Condition	Filter paper no.	Filter Weight, g		Elapse Time, hr		Sampling Time, hr	Flow Rate, $\text{m}^3/\text{min}$			Total Volume, $\text{m}^3$	TSP Level, $\mu\text{g}/\text{m}^3$
				Initial	Final	Initial	Final		Initial, $Q_{si}$	Final, $Q_{sf}$	Average		
28-Oct-14	8:00	Cloudy	009520	2.8103	2.9089	5352.90	5376.90	24.00	0.98	0.98	0.98	1408	70
3-Nov-14	8:00	Cloudy	010178	2.7653	2.9407	5379.90	5403.90	24.00	1.04	1.03	1.03	1490	118
8-Nov-14	8:00	Cloudy	010171	2.7434	2.8184	5407.47	5431.47	24.00	0.98	0.98	0.98	1416	53
14-Nov-14	8:00	Cloudy	010481	2.7350	2.9012	5434.47	5458.47	24.00	0.99	0.98	0.98	1418	117
20-Nov-14	8:00	Fine	010487	2.7344	2.9087	5461.47	5485.47	24.00	0.98	0.98	0.98	1415	123
26-Nov-14	8:00	Cloudy	010463	2.7507	2.9226	5488.47	5512.47	24.00	0.98	0.98	0.98	1412	122

Report on 1-hour TSP monitoring

Action Level ( $\mu\text{g}/\text{m}^3$ ) - 320.1

Limit Level ( $\mu\text{g}/\text{m}^3$ ) - 500

Date	Sampling Time	Weather Condition	Filter paper no.	Filter Weight, g		Elapse Time, hr		Sampling Time, hr	Flow Rate, $\text{m}^3/\text{min}$			Total Volume, $\text{m}^3$	TSP Level, $\mu\text{g}/\text{m}^3$
				Initial	Final	Initial	Final		Initial, $Q_{si}$	Final, $Q_{sf}$	Average		
29-Oct-14	8:07	Cloudy	009522	2.8144	2.8190	5376.90	5377.90	1.00	0.98	0.98	0.98	59	78
29-Oct-14	9:15	Cloudy	009807	2.8099	2.8169	5377.90	5378.90	1.00	0.98	0.98	0.98	59	119
29-Oct-14	13:00	Cloudy	010180	2.7551	2.7618	5378.90	5379.90	1.00	0.98	0.98	0.98	59	114
4-Nov-14	8:30	Cloudy	010162	2.7509	2.7604	5404.47	5405.47	1.00	0.98	0.98	0.98	59	161
4-Nov-14	9:35	Cloudy	010165	2.7661	2.7743	5405.47	5406.47	1.00	0.98	0.98	0.98	59	139
4-Nov-14	10:42	Cloudy	010168	2.7559	2.7641	5406.47	5407.47	1.00	0.98	0.98	0.98	59	140
10-Nov-14	8:10	Cloudy	010476	2.7329	2.7433	5431.47	5432.47	1.00	0.98	0.98	0.98	59	177
10-Nov-14	10:45	Cloudy	010477	2.7477	2.7546	5432.47	5433.47	1.00	0.93	0.93	0.93	56	124
10-Nov-14	13:00	Cloudy	010479	2.7434	2.7500	5433.47	5434.47	1.00	0.93	0.93	0.93	56	119
15-Nov-14	8:10	Cloudy	010483	2.7321	2.7389	5458.47	5459.47	1.00	0.98	0.98	0.98	59	115
15-Nov-14	10:45	Cloudy	010485	2.7297	2.7354	5459.47	5460.47	1.00	0.93	0.93	0.93	56	102
15-Nov-14	13:00	Cloudy	010486	2.7374	2.7475	5460.47	5461.47	1.00	0.93	0.93	0.93	56	181
21-Nov-14	8:20	Fine	010491	2.7314	2.7376	5485.47	5486.47	1.00	1.04	1.04	1.04	62	100
21-Nov-14	9:34	Fine	010493	2.7262	2.7355	5486.47	5487.47	1.00	1.04	1.04	1.04	62	150
21-Nov-14	10:46	Fine	010461	2.7311	2.7430	5487.47	5488.47	1.00	1.04	1.04	1.04	62	192
27-Nov-14	8:10	Cloudy	010550	2.7265	2.7337	5512.47	5513.47	1.00	0.98	0.98	0.98	59	122
27-Nov-14	9:25	Cloudy	010154	2.7653	2.7753	5513.47	5514.47	1.00	0.98	0.98	0.98	59	170
27-Nov-14	10:40	Cloudy	010156	2.7512	2.7612	5514.47	5515.47	1.00	0.98	0.98	0.98	59	170



Location: CMA2a - Causeway Bay Community Centre

Report on 24-hour TSP monitoring  
Action Level ( $\mu\text{g}/\text{m}^3$ ) - 169.5  
Limit Level ( $\mu\text{g}/\text{m}^3$ ) - 260

Date	Sampling Time	Weather Condition	Filter paper no.	Filter Weight, g		Elapse Time, hr		Sampling Time, hr	Flow Rate, $\text{m}^3/\text{min}$			Total Volume, $\text{m}^3$	TSP Level, $\mu\text{g}/\text{m}^3$
				Initial	Final	Initial	Final		Initial, $Q_{si}$	Final, $Q_{sf}$	Average		
28-Oct-14	8:00	Cloudy	009521	2.8191	3.0006	15063.40	15087.40	24.00	1.11	1.11	1.11	1605	113
3-Nov-14	8:00	Cloudy	010176	2.7558	2.9864	15090.40	15114.40	24.00	1.03	1.03	1.03	1479	156
8-Nov-14	8:00	Cloudy	010172	2.7562	2.8105	15117.40	15141.40	24.00	0.97	1.03	1.00	1437	38
14-Nov-14	8:00	Cloudy	010482	2.7327	2.9476	15144.41	15168.41	24.00	1.03	1.03	1.03	1484	145
20-Nov-14	8:00	Fine	010488	2.7247	2.8155	15171.41	15195.41	24.00	1.03	1.03	1.03	1480	61
26-Nov-14	8:00	Cloudy	010464	2.7442	2.9726	15198.41	15222.41	24.00	1.02	1.03	1.02	1476	155

Report on 1-hour TSP monitoring  
Action Level ( $\mu\text{g}/\text{m}^3$ ) - 323.4  
Limit Level ( $\mu\text{g}/\text{m}^3$ ) - 500

Date	Sampling Time	Weather Condition	Filter paper no.	Filter Weight, g		Elapse Time, hr		Sampling Time, hr	Flow Rate, $\text{m}^3/\text{min}$			Total Volume, $\text{m}^3$	TSP Level, $\mu\text{g}/\text{m}^3$
				Initial	Final	Initial	Final		Initial, $Q_{si}$	Final, $Q_{sf}$	Average		
29-Oct-14	8:05	Cloudy	009806	2.8230	2.8308	15087.40	15088.40	1.00	1.11	1.11	1.11	67	117
29-Oct-14	9:15	Cloudy	009808	2.8163	2.8236	15088.40	15089.40	1.00	1.11	1.11	1.11	67	109
29-Oct-14	13:00	Cloudy	010179	2.7490	2.7582	15089.40	15090.40	1.00	1.11	1.11	1.11	67	138
4-Nov-14	8:35	Cloudy	010163	2.7510	2.7612	15114.40	15115.40	1.00	1.03	1.03	1.03	62	166
4-Nov-14	9:43	Cloudy	010166	2.7664	2.7768	15115.40	15116.40	1.00	1.03	1.03	1.03	62	169
4-Nov-14	10:50	Cloudy	010169	2.7513	2.7608	15116.40	15117.40	1.00	1.03	1.03	1.03	62	154
10-Nov-14	8:10	Cloudy	010174	2.7478	2.7528	15141.40	15142.40	1.00	0.96	0.96	0.96	58	86
10-Nov-14	11:00	Cloudy	010478	2.7406	2.7456	15142.40	15143.40	1.00	0.96	0.96	0.96	58	86
10-Nov-14	13:00	Cloudy	010480	2.7431	2.7476	15143.40	15144.40	1.00	0.96	0.96	0.96	58	78
15-Nov-14	8:03	Cloudy	008435	2.8551	2.8631	15168.41	15169.41	1.00	1.09	1.09	1.09	65	122
15-Nov-14	9:06	Cloudy	010484	2.7248	2.7346	15169.41	15170.41	1.00	1.09	1.09	1.09	65	150
15-Nov-14	10:09	Cloudy	009000	2.8236	2.8352	15170.41	15171.41	1.00	1.09	1.09	1.09	65	177
21-Nov-14	8:10	Fine	010492	2.7304	2.7359	15195.41	15196.41	1.00	0.97	0.97	0.97	58	95
21-Nov-14	9:16	Fine	010463	2.7468	2.7533	15196.41	15197.41	1.00	1.03	1.03	1.03	62	105
21-Nov-14	10:30	Fine	010462	2.7351	2.7395	15197.41	15198.41	1.00	0.97	0.97	0.97	58	76
27-Nov-14	8:08	Cloudy	010565	2.7499	2.7595	15222.41	15223.41	1.00	0.96	0.96	0.96	58	166
27-Nov-14	9:12	Cloudy	010155	2.7556	2.7635	15223.41	15224.41	1.00	0.90	0.90	0.90	54	146
27-Nov-14	10:20	Cloudy	010157	2.7348	2.7468	15224.41	15225.41	1.00	1.03	1.03	1.03	62	195



Location: CMA3a - CWB PRE Site Office Area

Report on 24-hour TSP monitoring

Action Level ( $\mu\text{g}/\text{m}^3$ ) - 171

Limit Level ( $\mu\text{g}/\text{m}^3$ ) - 260

Date	Sampling Time	Weather Condition	Filter paper no.	Filter Weight, g		Elapse Time, hr		Sampling Time, hr	Flow Rate, $\text{m}^3/\text{min}$			Total Volume, $\text{m}^3$	TSP Level, $\mu\text{g}/\text{m}^3$
				Initial	Final	Initial	Final		Initial, $Q_{si}$	Final, $Q_{sf}$	Average		
28-Oct-14	8:00	Cloudy	010138	2.7674	2.9659	2482.34	2506.34	24.00	1.30	1.30	1.30	1872	106
3-Nov-14	8:00	Cloudy	010363	2.7628	2.9428	2509.59	2533.59	24.00	1.23	1.23	1.23	1769	102
8-Nov-14	8:00	Cloudy	010229	2.7700	2.8319	2536.56	2560.56	24.00	1.23	1.23	1.23	1772	35
14-Nov-14	8:00	Cloudy	010380	2.7798	2.9550	2563.56	2587.56	24.00	1.23	1.23	1.23	1774	99
21-Nov-14	16:35	Fine	010128	2.7561	2.9131	2593.55	2617.55	24.00	1.28	1.28	1.28	1843	85
26-Nov-14	8:00	Cloudy	010465	2.7440	2.9571	2617.55	2641.55	24.00	1.28	1.28	1.28	1840	116

Remarks: Due to interruption of electricity, the 24hr TSP was rescheduled from 20 November 2014 to 21 November 2014.

Report on 1-hour TSP monitoring

Action Level ( $\mu\text{g}/\text{m}^3$ ) - 311.3

Limit Level ( $\mu\text{g}/\text{m}^3$ ) - 500

Date	Sampling Time	Weather Condition	Filter paper no.	Filter Weight, g		Elapse Time, hr		Sampling Time, hr	Flow Rate, $\text{m}^3/\text{min}$			Total Volume, $\text{m}^3$	TSP Level, $\mu\text{g}/\text{m}^3$
				Initial	Final	Initial	Final		Initial, $Q_{si}$	Final, $Q_{sf}$	Average		
29-Oct-14	8:51	Cloudy	010376	2.7689	2.7796	2506.34	2507.34	1.00	1.18	1.18	1.18	71	151
29-Oct-14	9:58	Cloudy	010394	2.7578	2.7680	2507.34	2508.34	1.00	1.18	1.18	1.18	71	144
29-Oct-14	13:00	Cloudy	010369	2.7622	2.7724	2508.34	2509.34	1.00	1.18	1.18	1.18	71	144
4-Nov-14	9:00	Cloudy	010225	2.7815	2.7875	2533.59	2534.59	1.00	1.15	1.15	1.15	69	87
4-Nov-14	10:06	Cloudy	010227	2.7670	2.7708	2534.59	2535.59	1.00	1.00	1.00	1.00	60	63
4-Nov-14	13:00	Cloudy	010229	2.7656	2.7718	2535.59	2536.59	1.00	1.08	1.00	1.04	62	99
10-Nov-14	8:40	Cloudy	010373	2.7688	2.7734	2560.56	2561.56	1.00	1.08	1.08	1.08	65	71
10-Nov-14	9:42	Cloudy	010375	2.7669	2.7723	2561.56	2562.56	1.00	1.08	1.08	1.08	65	84
10-Nov-14	10:57	Cloudy	010378	2.7607	2.7662	2562.56	2563.56	1.00	1.08	1.08	1.08	65	85
15-Nov-14	9:05	Cloudy	010503	2.7339	2.7422	2587.56	2588.56	1.00	1.08	1.08	1.08	65	128
15-Nov-14	10:32	Cloudy	010501	2.7257	2.7322	2588.56	2589.56	1.00	1.08	1.08	1.08	65	100
15-Nov-14	13:00	Cloudy	010498	2.7295	2.7428	2589.56	2590.56	1.00	1.08	1.08	1.08	65	205
21-Nov-14	8:07	Fine	010490	2.7130	2.7211	2590.55	2591.55	1.00	1.15	1.15	1.15	69	117
21-Nov-14	9:35	Fine	101470	2.7520	2.7591	2591.55	2592.55	1.00	1.15	1.15	1.15	69	103
21-Nov-14	15:20	Fine	010132	2.7613	2.7704	2592.55	2593.55	1.00	1.15	1.15	1.15	69	132
27-Nov-14	9:40	Cloudy	010212	2.7426	2.7494	2641.55	2642.55	1.00	1.08	1.08	1.08	65	105
27-Nov-14	10:43	Cloudy	010210	2.7582	2.7654	2642.55	2643.55	1.00	1.15	1.15	1.15	69	104
27-Nov-14	13:00	Cloudy	010208	2.7491	2.7543	2643.55	2644.55	1.00	1.08	1.08	1.08	65	80



Location: CMA4a - SPCA

Report on 24-hour TSP monitoring

Action Level ( $\mu\text{g}/\text{m}^3$ ) - 171.2

Limit Level ( $\mu\text{g}/\text{m}^3$ ) - 260

Date	Sampling Time	Weather Condition	Filter paper no.	Filter Weight, g		Elapse Time, hr		Sampling Time, hr	Flow Rate, $\text{m}^3/\text{min}$			Total Volume, $\text{m}^3$	TSP Level, $\mu\text{g}/\text{m}^3$
				Initial	Final	Initial	Final		Initial, $Q_{si}$	Final, $Q_{sf}$	Average		
28-Oct-14	8:00	Cloudy	010139	2.7715	2.9583	19314.02	19338.02	24.00	1.22	1.22	1.22	1763	106
3-Nov-14	8:00	Cloudy	010367	2.7694	2.9492	19341.03	19365.03	24.00	1.23	1.23	1.23	1769	102
8-Nov-14	8:00	Cloudy	010230	2.7686	2.8239	19368.01	19392.01	24.00	1.23	1.23	1.23	1772	31
14-Nov-14	8:00	Cloudy	010379	2.7854	2.9603	19395.01	19419.01	24.00	1.23	1.23	1.23	1774	99
21-Nov-14	16:20	Fine	010133	2.7710	2.9220	19425.00	19449.00	24.00	1.18	1.18	1.18	1697	89
26-Nov-14	8:00	Cloudy	010576	2.7148	2.8904	19454.24	19478.24	24.00	1.23	1.23	1.23	1767	99

Remarks: Due to interruption of electricity, the 24hr TSP was rescheduled from 20 November 2014 to 21 November 2014.

Report on 1-hour TSP monitoring

Action Level ( $\mu\text{g}/\text{m}^3$ ) - 312.5

Limit Level ( $\mu\text{g}/\text{m}^3$ ) - 500

Date	Sampling Time	Weather Condition	Filter paper no.	Filter Weight, g		Elapse Time, hr		Sampling Time, hr	Flow Rate, $\text{m}^3/\text{min}$			Total Volume, $\text{m}^3$	TSP Level, $\mu\text{g}/\text{m}^3$
				Initial	Final	Initial	Final		Initial, $Q_{si}$	Final, $Q_{sf}$	Average		
29-Oct-14	8:38	Cloudy	010364	2.7398	2.7451	19338.02	19339.02	1.00	1.17	1.17	1.17	70	75
29-Oct-14	9:45	Cloudy	010360	2.7752	2.7827	19339.02	19340.02	1.00	1.17	1.17	1.17	70	106
29-Oct-14	13:00	Cloudy	010372	2.7681	2.7748	19340.02	19341.02	1.00	1.17	1.20	1.19	71	94
4-Nov-14	8:50	Cloudy	010224	2.7730	2.7820	19365.03	19366.03	1.00	1.23	1.23	1.23	74	122
4-Nov-14	9:53	Cloudy	010226	2.7534	2.7584	19366.03	19367.03	1.00	1.18	1.18	1.18	71	71
4-Nov-14	10:58	Cloudy	001028	2.7556	2.7638	19367.03	19368.03	1.00	1.28	1.28	1.28	77	107
10-Nov-14	8:30	Cloudy	010371	2.7674	2.7729	19392.01	19393.01	1.00	1.23	1.23	1.23	74	75
10-Nov-14	9:41	Cloudy	010374	2.7783	2.7851	19393.01	19394.01	1.00	1.18	1.18	1.18	71	96
10-Nov-14	10:50	Cloudy	010377	2.7784	2.7831	19394.01	19395.01	1.00	1.18	1.18	1.18	71	67
15-Nov-14	8:53	Cloudy	010502	2.7296	2.7334	19419.01	19420.01	1.00	1.23	1.23	1.23	74	51
15-Nov-14	9:55	Cloudy	010500	2.7230	2.7265	19420.01	19421.01	1.00	1.23	1.23	1.23	74	47
15-Nov-14	10:58	Cloudy	010499	2.7207	2.7262	19421.01	19422.01	1.00	1.23	1.23	1.23	74	74
21-Nov-14	8:05	Fine	010489	2.7223	2.7299	19422.00	19423.00	1.00	1.18	1.18	1.18	71	107
21-Nov-14	10:28	Fine	010471	2.7501	2.7570	19423.00	19424.00	1.00	1.18	1.18	1.18	71	98
21-Nov-14	15:00	Fine	010131	2.7648	2.7740	19424.00	19425.00	1.00	1.18	1.18	1.18	71	130
27-Nov-14	9:28	Cloudy	010544	2.7447	2.7533	19478.24	19479.24	1.00	1.23	1.23	1.23	74	117
27-Nov-14	10:45	Cloudy	010211	2.7589	2.7597	19479.24	19480.24	1.00	1.18	1.18	1.18	71	11
27-Nov-14	13:00	Cloudy	010209	2.7507	2.7581	19480.24	19481.24	1.00	1.23	1.23	1.23	74	100

Location: CMA5a - Children Garden opposite to Pedestrian Plaza

Report on 24-hour TSP monitoring

Action Level ( $\mu\text{g}/\text{m}^3$ ) - 181

Limit Level ( $\mu\text{g}/\text{m}^3$ ) - 260

Date	Sampling Time	Weather Condition	Filter paper no.	Filter Weight, g		Elapse Time, hr		Sampling Time, hr	Flow Rate, $\text{m}^3/\text{min}$			Total Volume, $\text{m}^3$	TSP Level, $\mu\text{g}/\text{m}^3$
				Initial	Final	Initial	Final		Initial, $Q_{si}$	Final, $Q_{sf}$	Average		
28-Oct-14	8:00	Cloudy	010265	2.7678	3.0080	20285.07	20309.07	24.00	1.22	1.22	1.22	1759	137
3-Nov-14	8:00	Cloudy	010261	2.7770	2.8596	20312.07	20336.07	24.00	1.06	1.06	1.06	1526	54
8-Nov-14	8:00	Cloudy	010219	2.7791	2.8634	20339.06	20363.06	24.00	1.06	1.06	1.06	1529	55
14-Nov-14	8:00	Cloudy	010387	2.7686	3.0017	20366.06	20390.06	24.00	1.06	1.06	1.06	1531	152
21-Nov-14	15:00	Fine	010573	2.7209	2.8954	20398.90	20422.90	24.00	1.13	1.13	1.13	1624	107
26-Nov-14	8:00	Cloudy	010466	2.7458	2.8181	20422.90	20446.90	24.00	1.12	1.13	1.12	1620	45

Remarks: Due to interruption of electricity, the 24hr TSP was rescheduled from 20 November 2014 to 21 November 2014.

Report on 1-hour TSP monitoring

Action Level ( $\mu\text{g}/\text{m}^3$ ) - 332

Limit Level ( $\mu\text{g}/\text{m}^3$ ) - 500

Date	Sampling Time	Weather Condition	Filter paper no.	Filter Weight, g		Elapse Time, hr		Sampling Time, hr	Flow Rate, $\text{m}^3/\text{min}$			Total Volume, $\text{m}^3$	TSP Level, $\mu\text{g}/\text{m}^3$
				Initial	Final	Initial	Final		Initial, $Q_{si}$	Final, $Q_{sf}$	Average		
29-Oct-14	9:43	Cloudy	010252	2.7682	2.7793	20309.07	20310.07	1.00	1.22	1.22	1.22	73	151
29-Oct-14	13:00	Cloudy	010255	2.7835	2.7960	20310.07	20311.07	1.00	1.22	1.22	1.22	73	171
29-Oct-14	14:33	Cloudy	010258	2.7953	2.8076	20311.07	20312.07	1.00	1.22	1.22	1.22	73	168
4-Nov-14	13:00	Cloudy	010244	2.7704	2.7851	20336.07	20337.07	1.00	1.06	1.06	1.06	64	231
4-Nov-14	14:15	Cloudy	010247	2.7596	2.7760	20337.07	20338.07	1.00	1.06	1.06	1.06	64	258
4-Nov-14	15:20	Cloudy	010236	2.7642	2.7831	20338.07	20339.07	1.00	1.06	1.06	1.06	64	297
10-Nov-14	9:48	Cloudy	010222	2.7698	2.7797	20363.06	20364.06	1.00	1.06	1.06	1.06	63	156
10-Nov-14	10:58	Cloudy	010383	2.7533	2.7616	20364.06	20365.06	1.00	1.06	1.06	1.06	63	131
10-Nov-14	13:10	Cloudy	010384	2.7728	2.7806	20365.06	20366.06	1.00	1.06	1.06	1.06	63	123
15-Nov-14	13:00	Cloudy	010521	2.7376	2.7488	20390.06	20391.06	1.00	1.06	1.06	1.06	64	176
15-Nov-14	14:06	Cloudy	010518	2.7529	2.7638	20391.06	20392.06	1.00	1.06	1.06	1.06	64	171
15-Nov-14	15:15	Cloudy	010515	2.7469	2.7582	20392.06	20393.06	1.00	1.06	1.06	1.06	64	177
21-Nov-14	8:03	Fine	010205	2.7486	2.7609	20393.05	20394.05	1.00	1.13	1.13	1.13	68	182
21-Nov-14	9:48	Fine	010571	2.7322	2.7444	20395.05	20396.05	1.00	1.06	1.06	1.06	64	192
21-Nov-14	10:53	Fine	010147	2.7694	2.7831	20396.05	20397.05	1.00	1.13	1.13	1.13	68	203
27-Nov-14	8:20	Cloudy	010677	2.7894	2.8069	20446.90	20447.90	1.00	1.06	1.06	1.06	64	275
27-Nov-14	10:30	Cloudy	010681	2.7681	2.7749	20448.60	20449.60	1.00	1.06	1.06	1.06	64	107
27-Nov-14	13:00	Cloudy	010685	2.7820	2.7897	20449.60	20450.60	1.00	1.06	1.06	1.06	64	121



Location: MA1e - International Finance Centre (Eastern Wing)

Report on 24-hour TSP monitoring

Action Level ( $\mu\text{g}/\text{m}^3$ ) - 173.4  
 Limit Level ( $\mu\text{g}/\text{m}^3$ ) - 260

Date	Sampling Time	Weather Condition	Filter paper no.	Filter Weight, g		Elapse Time, hr		Sampling Time, hr	Flow Rate, $\text{m}^3/\text{min}$			Total Volume, $\text{m}^3$	TSP Level, $\mu\text{g}/\text{m}^3$
				Initial	Final	Initial	Final		Initial, $Q_{si}$	Final, $Q_{sf}$	Average		
28-Oct-14	8:00	Cloudy	010274	2.7604	2.9810	15997.08	16021.08	24.00	1.34	1.34	1.34	1924	115
3-Nov-14	8:00	Cloudy	010308	2.7830	2.9704	16024.31	16048.31	24.00	1.27	1.27	1.27	1835	102
10-Nov-14	13:00	Cloudy	010317	2.7634	2.8689	16054.51	16078.51	24.00	1.30	1.29	1.29	1864	57
14-Nov-14	8:00	Cloudy	010391	2.7651	2.9013	16078.50	16102.50	24.00	1.28	1.28	1.28	1838	74
20-Nov-14	8:00	Fine	101469	2.7324	2.8449	16105.49	16129.49	24.00	1.27	1.27	1.27	1836	61
26-Nov-14	8:00	Cloudy	010532	2.7360	2.8729	16132.49	16156.49	24.00	1.27	1.27	1.27	1833	75

Remarks: Due to interruption of electricity, the 24hr TSP was rescheduled from 8 November 2014 to 10 November 2014.

Report on 1-hour TSP monitoring

Action Level ( $\mu\text{g}/\text{m}^3$ ) - 325.1  
 Limit Level ( $\mu\text{g}/\text{m}^3$ ) - 500

Date	Sampling Time	Weather Condition	Filter paper no.	Filter Weight, g		Elapse Time, hr		Sampling Time, hr	Flow Rate, $\text{m}^3/\text{min}$			Total Volume, $\text{m}^3$	TSP Level, $\mu\text{g}/\text{m}^3$
				Initial	Final	Initial	Final		Initial, $Q_{si}$	Final, $Q_{sf}$	Average		
29-Oct-14	8:50	Cloudy	010299	2.7703	2.7797	16021.08	16022.08	1.00	1.34	1.34	1.34	80	117
29-Oct-14	9:53	Cloudy	010302	2.7702	2.7802	16022.08	16023.08	1.00	1.34	1.34	1.34	80	125
29-Oct-14	10:58	Cloudy	010305	2.7743	2.7804	16023.08	16024.08	1.00	1.34	1.34	1.34	80	76
4-Nov-14	8:29	Cloudy	010262	2.7762	2.7909	16048.31	16049.31	1.00	1.27	1.27	1.27	76	192
4-Nov-14	9:33	Cloudy	010239	2.7726	2.7873	16049.31	16050.31	1.00	1.27	1.27	1.27	76	192
4-Nov-14	10:40	Cloudy	010140	2.7706	2.7855	16050.31	16051.31	1.00	1.27	1.27	1.27	76	195
10-Nov-14	8:25	Cloudy	010232	2.7680	2.7719	16051.51	16052.51	1.00	1.23	1.23	1.23	74	53
10-Nov-14	9:31	Cloudy	010235	2.7563	2.7608	16052.51	16053.51	1.00	1.27	1.27	1.27	76	59
10-Nov-14	10:40	Cloudy	010314	2.7329	2.7351	16053.51	16054.51	1.00	1.32	1.32	1.32	79	28
15-Nov-14	8:45	Cloudy	010454	2.7410	2.7453	16102.50	16103.50	1.00	1.32	1.32	1.32	79	54
15-Nov-14	9:48	Cloudy	010456	2.7387	2.7440	16103.50	16104.50	1.00	1.30	1.30	1.30	78	68
15-Nov-14	10:50	Cloudy	010458	2.7305	2.7369	16104.50	16105.50	1.00	1.28	1.28	1.28	77	84
21-Nov-14	8:06	Fine	010537	2.7206	2.7251	16129.49	16130.49	1.00	1.23	1.23	1.23	74	61
21-Nov-14	9:23	Fine	010533	2.7388	2.7425	16130.49	16131.49	1.00	1.27	1.27	1.27	76	48
21-Nov-14	10:30	Fine	010536	2.7292	2.7341	16131.49	16132.49	1.00	1.23	1.23	1.23	74	66
27-Nov-14	8:30	Cloudy	010664	2.8213	2.8261	16156.49	16157.49	1.00	1.27	1.27	1.27	76	63
27-Nov-14	9:42	Cloudy	010667	2.7866	2.7921	16157.49	16158.49	1.00	1.32	1.32	1.32	79	70
27-Nov-14	10:50	Cloudy	010670	2.7947	2.8003	16158.49	16159.49	1.00	1.27	1.27	1.27	76	73



Location: MA1w - International Finance Centre (Western Wing)

Report on 24-hour TSP monitoring

Action Level ( $\mu\text{g}/\text{m}^3$ ) - 173.4  
Limit Level ( $\mu\text{g}/\text{m}^3$ ) - 260

Date	Sampling Time	Weather Condition	Filter paper no.	Filter Weight, g		Elapse Time, hr		Sampling Time, hr	Flow Rate, $\text{m}^3/\text{min}$			Total Volume, $\text{m}^3$	TSP Level, $\mu\text{g}/\text{m}^3$
				Initial	Final	Initial	Final		Initial, $Q_{si}$	Final, $Q_{sf}$	Average		
29-Oct-14	13:15	Cloudy	010310	2.7799	2.8689	16050.63	16074.63	24.00	1.28	1.27	1.28	1836	48
3-Nov-14	8:00	Cloudy	010175	2.7408	2.8835	16074.63	16098.63	24.00	1.28	1.23	1.25	1806	79
8-Nov-14	8:00	Cloudy	010216	2.7617	2.8320	16101.63	16125.63	24.00	1.28	1.28	1.28	1846	38
14-Nov-14	8:00	Cloudy	010452	2.7282	2.8298	16128.63	16152.63	24.00	1.23	1.23	1.23	1772	57
20-Nov-14	8:00	Fine	010468	2.7366	2.8541	16155.62	16179.62	24.00	1.28	1.28	1.28	1845	64
26-Nov-14	8:00	Cloudy	010537	2.7201	2.8863	16182.62	16206.62	24.00	1.28	1.28	1.28	1841	90

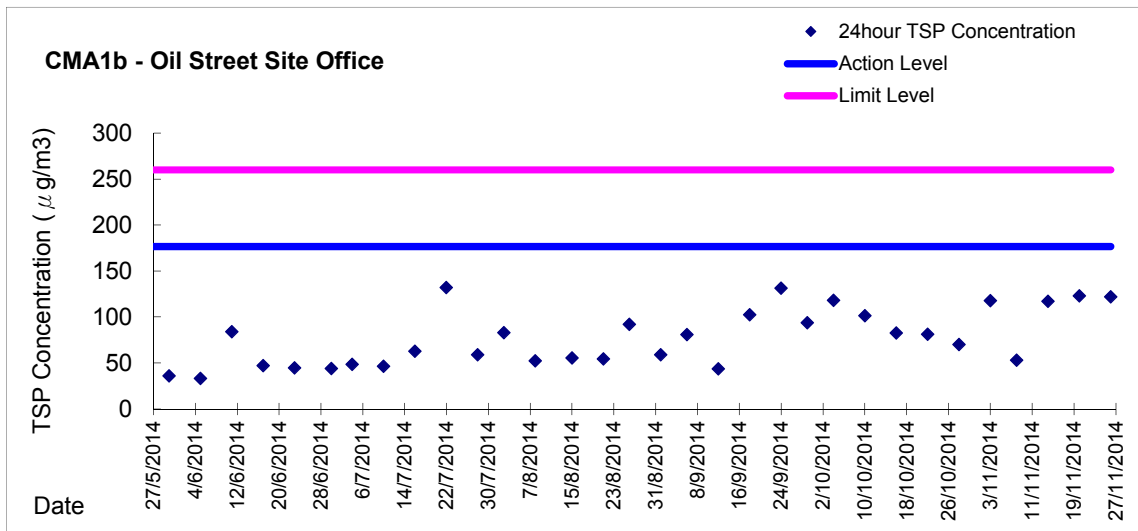
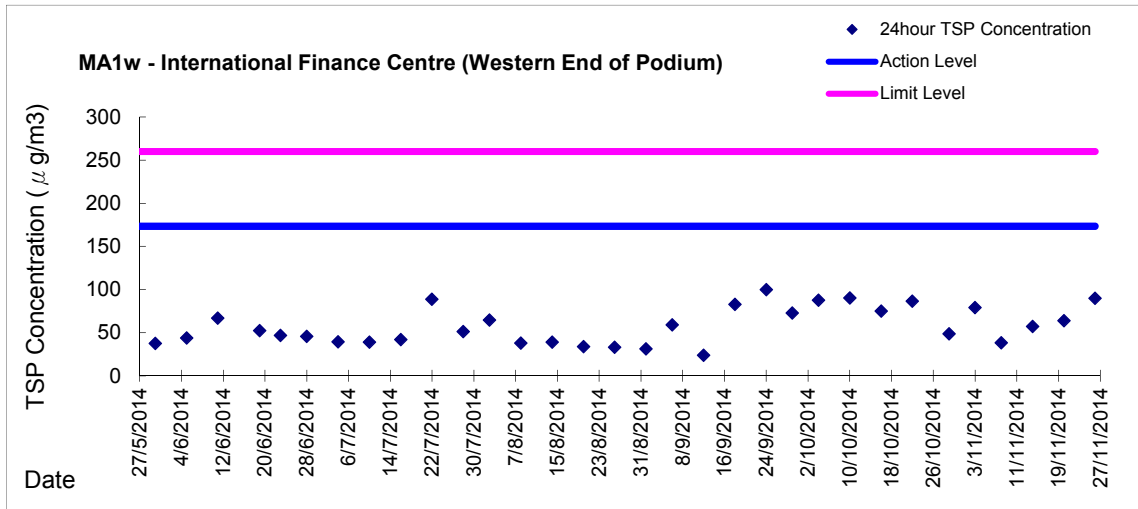
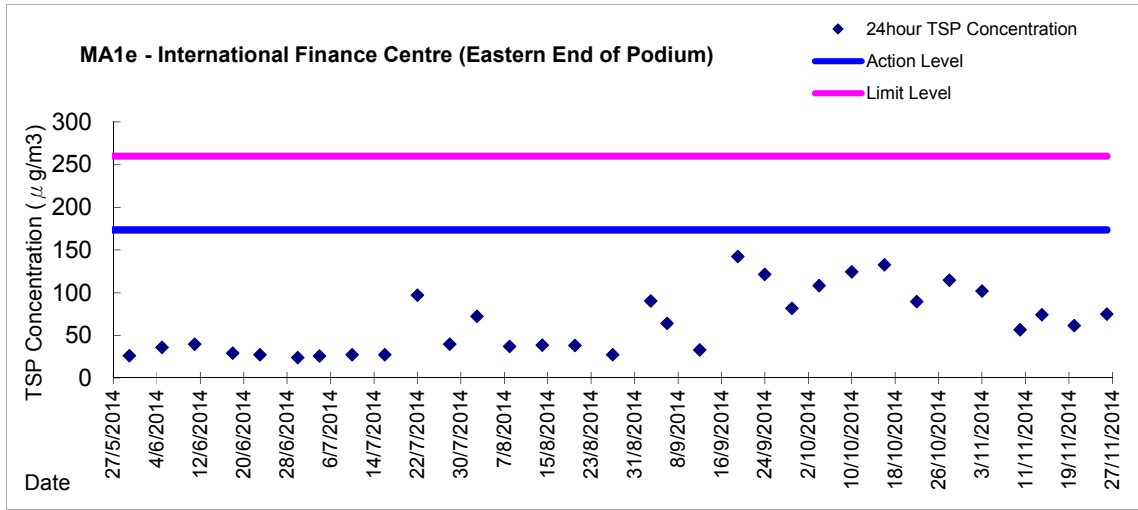
Remarks: Due to interruption of electricity, the 24hr TSP was rescheduled from 28 October 2014 to 29 October 2014.

Report on 1-hour TSP monitoring

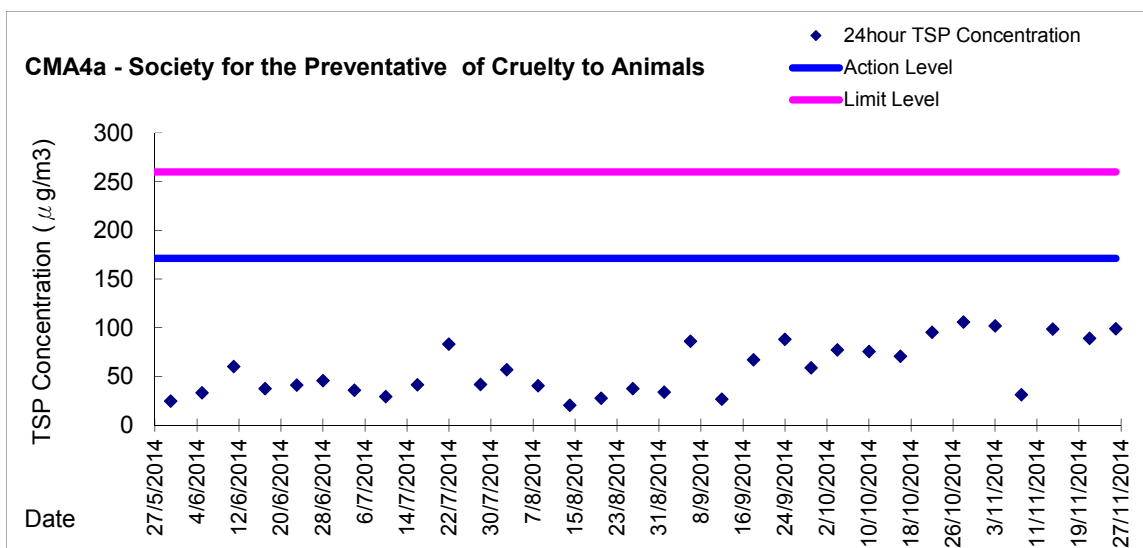
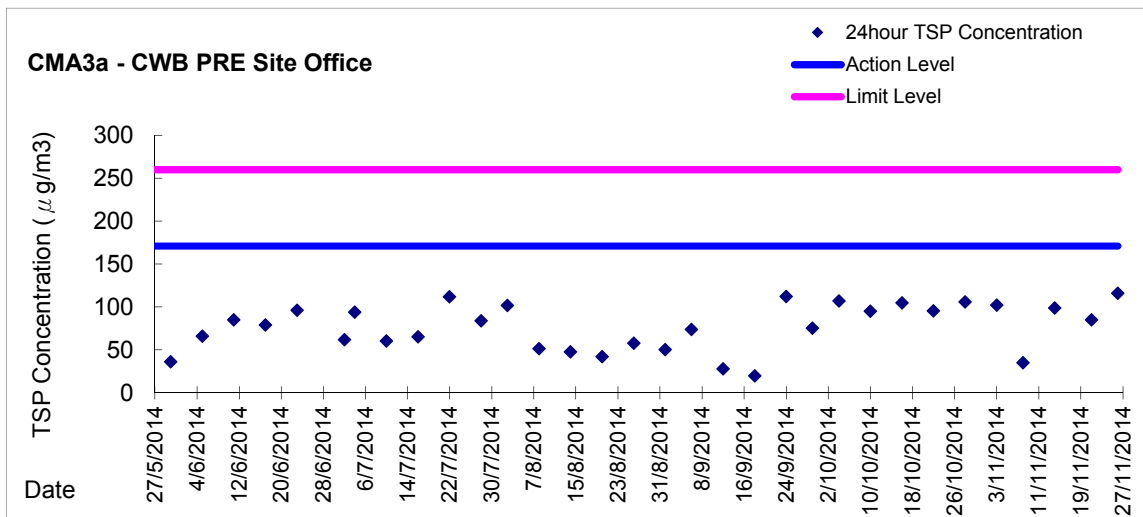
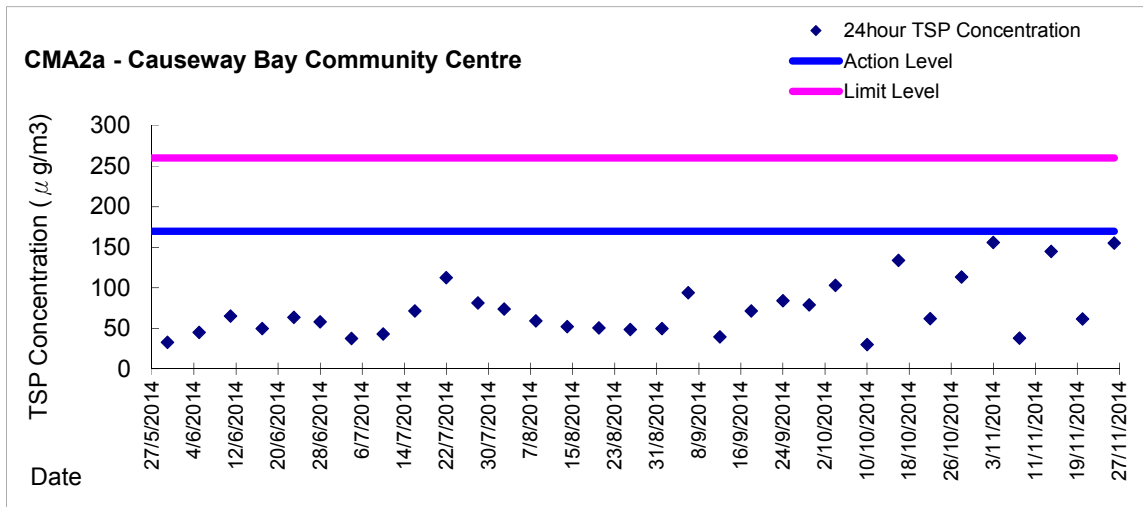
Action Level ( $\mu\text{g}/\text{m}^3$ ) - 325.1  
Limit Level ( $\mu\text{g}/\text{m}^3$ ) - 500

Date	Sampling Time	Weather Condition	Filter paper no.	Filter Weight, g		Elapse Time, hr		Sampling Time, hr	Flow Rate, $\text{m}^3/\text{min}$			Total Volume, $\text{m}^3$	TSP Level, $\mu\text{g}/\text{m}^3$
				Initial	Final	Initial	Final		Initial, $Q_{si}$	Final, $Q_{sf}$	Average		
29-Oct-14	8:55	Cloudy	010300	2.7548	2.7596	16047.64	16048.64	1.00	1.28	1.28	1.28	77	63
29-Oct-14	9:58	Cloudy	010303	2.7587	2.7660	16048.64	16049.64	1.00	1.30	1.30	1.30	78	93
29-Oct-14	11:00	Cloudy	010306	2.7745	2.7830	16049.64	16050.64	1.00	1.28	1.28	1.28	77	111
4-Nov-14	8:38	Cloudy	010263	2.7780	2.7902	16098.63	16099.63	1.00	1.28	1.28	1.28	77	159
4-Nov-14	9:42	Cloudy	010240	2.7693	2.7807	16099.63	16100.63	1.00	1.28	1.28	1.28	77	148
4-Nov-14	10:48	Cloudy	010141	2.7591	2.7721	16100.63	16101.63	1.00	1.28	1.28	1.28	77	169
10-Nov-14	8:30	Cloudy	010233	2.7458	2.7498	16125.63	16126.63	1.00	1.28	1.28	1.28	77	52
10-Nov-14	9:35	Cloudy	010312	2.7775	2.7832	16126.63	16127.63	1.00	1.23	1.23	1.23	74	77
10-Nov-14	10:45	Cloudy	010315	2.7545	2.7597	16127.63	16128.63	1.00	1.23	1.23	1.23	74	71
15-Nov-14	8:55	Cloudy	010455	2.7393	2.7435	16152.63	16153.63	1.00	1.23	1.23	1.23	74	57
15-Nov-14	9:57	Cloudy	010457	2.7404	2.7451	16153.63	16154.63	1.00	1.23	1.23	1.23	74	64
15-Nov-14	10:59	Cloudy	010459	2.7393	2.7482	16154.63	16155.63	1.00	1.23	1.23	1.23	74	121
21-Nov-14	8:05	Fine	010538	2.7265	2.7313	16179.62	16180.62	1.00	1.28	1.28	1.28	77	62
21-Nov-14	9:16	Fine	010540	2.7244	2.7306	16180.62	16181.62	1.00	1.28	1.28	1.28	77	81
21-Nov-14	10:20	Fine	010529	2.7229	2.7287	16181.62	16182.62	1.00	1.23	1.23	1.23	74	79
27-Nov-14	8:13	Cloudy	010665	2.7982	2.8048	16206.62	16207.62	1.00	1.23	1.23	1.23	74	90
27-Nov-14	9:26	Cloudy	010668	2.8053	2.8116	16207.62	16208.62	1.00	1.28	1.28	1.28	77	82
27-Nov-14	10:41	Cloudy	010671	2.7722	2.7778	16208.62	16209.62	1.00	1.28	1.28	1.28	77	73

Graphic Presentation of 24 hour TSP Result



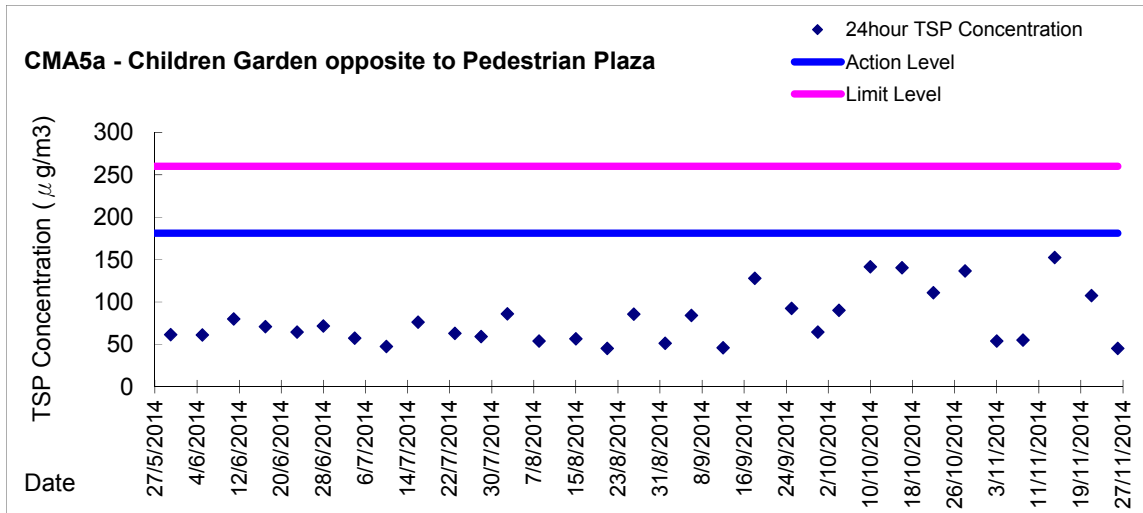
Graphic Presentation of 24 hour TSP Result



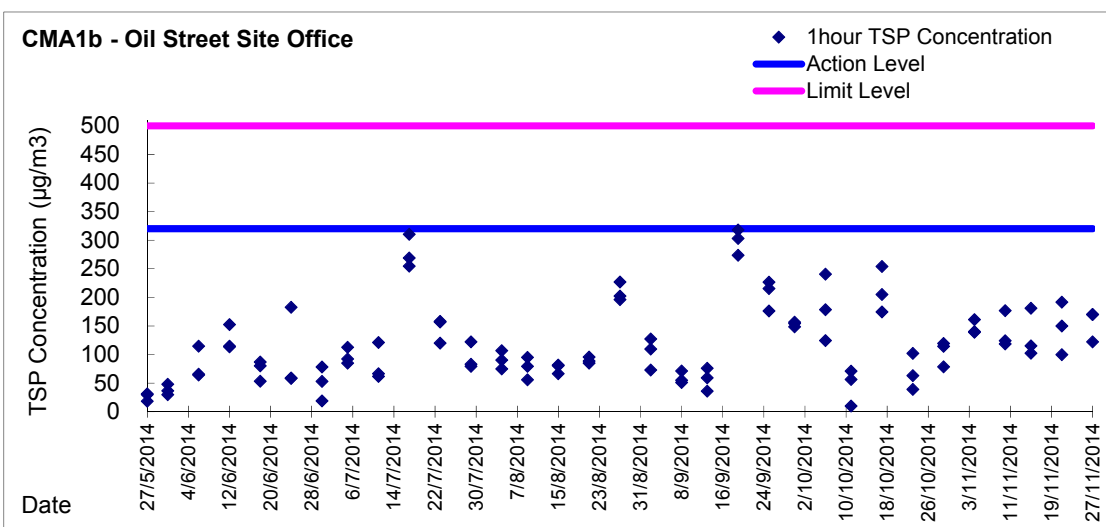
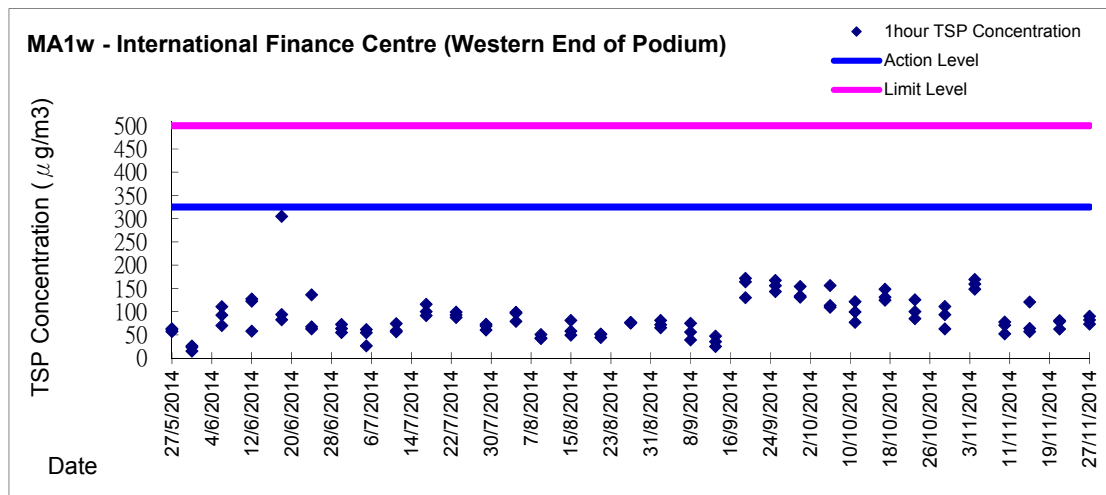
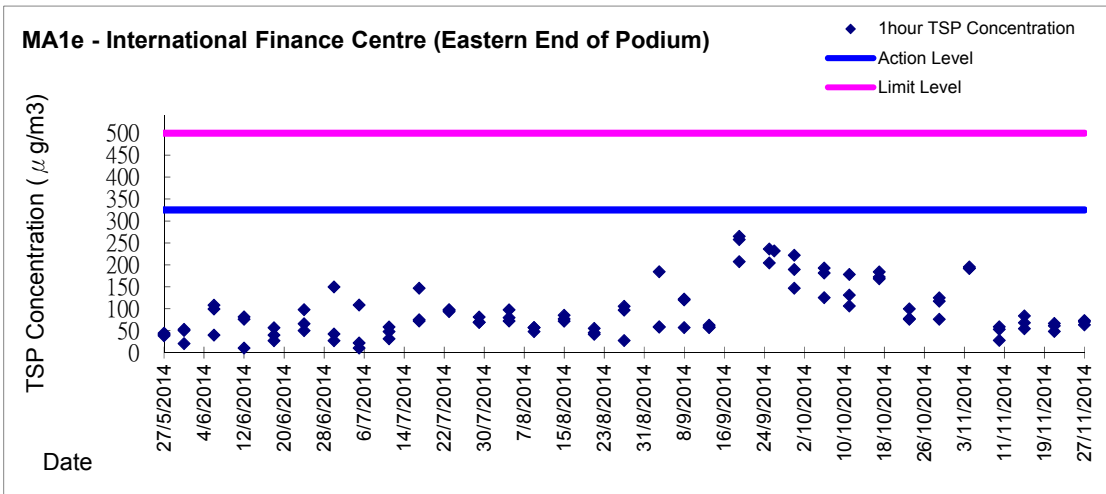




Graphic Presentation of 24 hour TSP Result

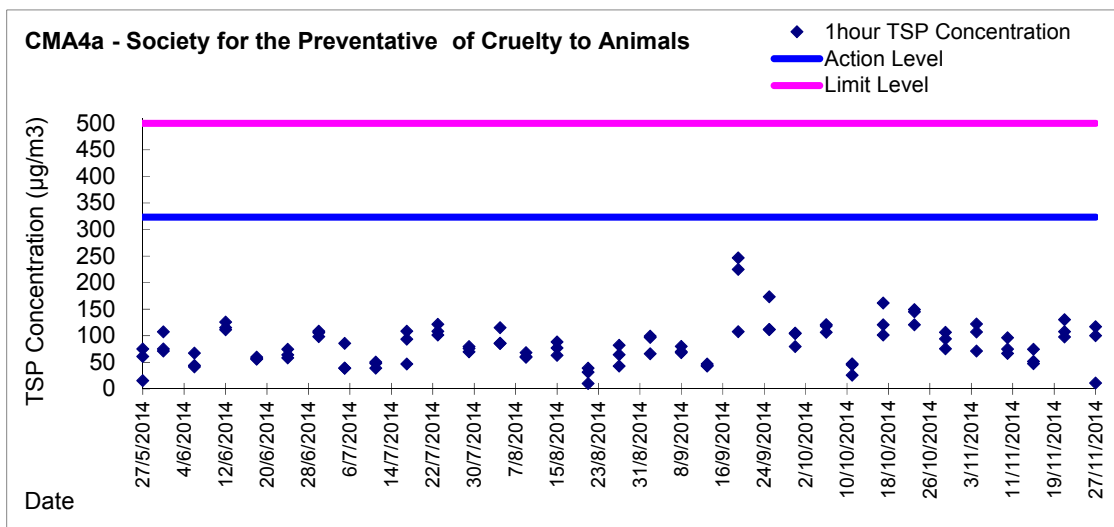
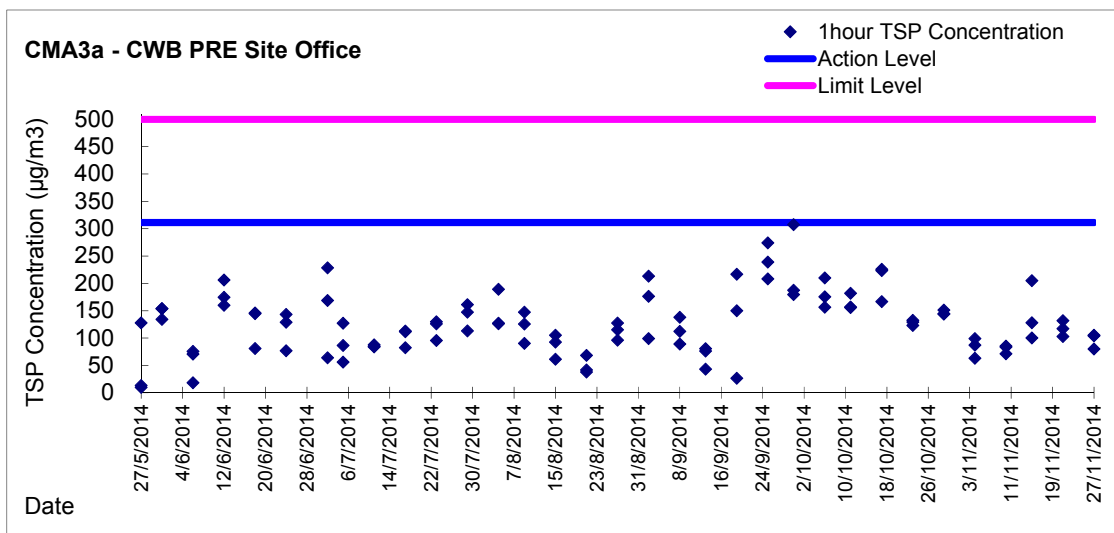
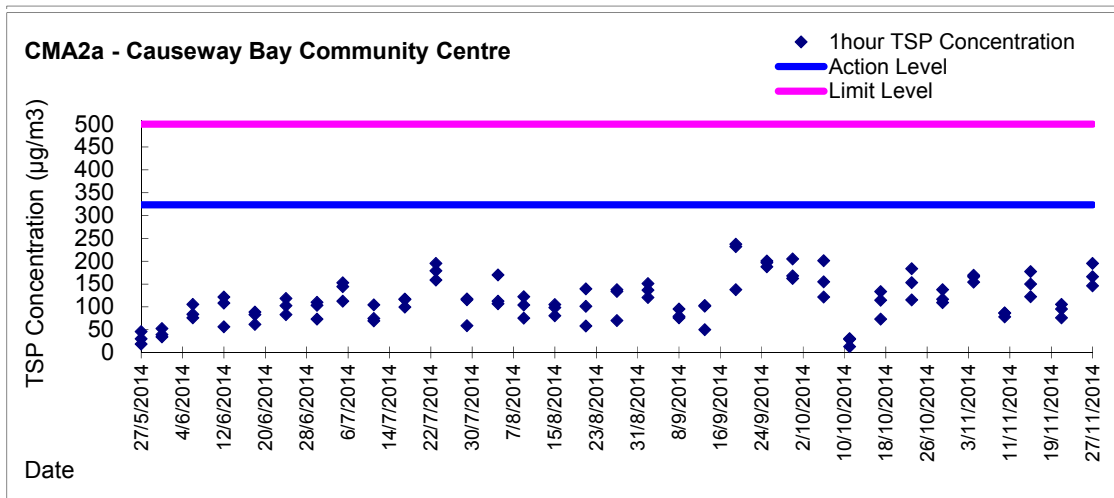


Graphic Presentation of 1 hour TSP Result

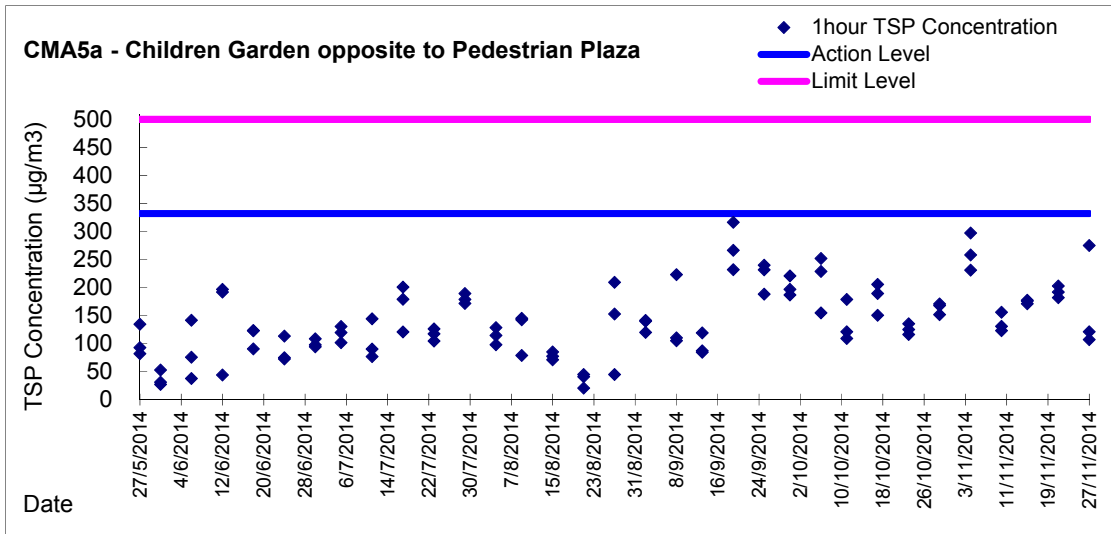




Graphic Presentation of 1 hour TSP Result



Graphic Presentation of 1 hour TSP Result





***Appendix 5.4***  
***Real Time Noise Monitoring Results and Graphical Presentations***

Real-time Noise Data	RTN1 (Food and Environmental Hygiene Department Depot)																																																																																																																																																																																																																																																																																																																																																																																																																																																																								
<b>Normal Day 07:00-19:00</b>	1/11/2014 12:01 65.5	6/11/2014 18:31 63.3	12/11/2014 13:01 65.8	18/11/2014 7:31 65.2	22/11/2014 14:01 67.1		1/11/2014 12:31 65.1	7/11/2014 7:01 65.4	12/11/2014 13:31 66.9	18/11/2014 8:01 65.0	22/11/2014 14:31 66.8		1/11/2014 13:01 66.3	7/11/2014 7:31 66.1	12/11/2014 14:01 66.5	18/11/2014 8:31 65.7	22/11/2014 15:01 66.9	28/10/2014 7:01 65.9	1/11/2014 13:31 66.8	7/11/2014 8:01 65.3	12/11/2014 14:31 65.7	18/11/2014 9:01 66.3	22/11/2014 15:31 66.6	28/10/2014 7:31 66.1	1/11/2014 14:01 66.4	7/11/2014 8:31 66.1	12/11/2014 15:01 65.0	18/11/2014 9:31 66.4	22/11/2014 16:01 67.1	28/10/2014 8:01 66.4	1/11/2014 14:31 66.7	7/11/2014 9:01 65.8	12/11/2014 15:31 66.5	18/11/2014 10:01 66.5	22/11/2014 16:31 67.0	28/10/2014 8:31 66.7	1/11/2014 15:01 67.5	7/11/2014 9:31 65.6	12/11/2014 16:01 68.3	18/11/2014 10:31 66.7	22/11/2014 17:01 67.3	28/10/2014 9:01 67.3	1/11/2014 15:31 65.1	7/11/2014 10:01 68.9	12/11/2014 16:31 68.4	18/11/2014 11:01 66.3	22/11/2014 17:31 64.5	28/10/2014 9:31 66.8	1/11/2014 16:01 70.5	7/11/2014 10:31 66.1	12/11/2014 17:01 68.6	18/11/2014 11:31 65.9	22/11/2014 18:01 64.7	28/10/2014 10:01 66.6	1/11/2014 16:31 69.0	7/11/2014 11:01 66.7	12/11/2014 17:31 66.1	18/11/2014 12:01 65.0	22/11/2014 18:31 65.3	28/10/2014 10:31 66.5	1/11/2014 17:01 70.8	7/11/2014 11:31 65.0	12/11/2014 18:01 65.3	18/11/2014 12:31 64.9	24/11/2014 7:01 64.6	28/10/2014 11:01 66.6	1/11/2014 17:31 64.8	7/11/2014 12:01 64.1	12/11/2014 18:31 64.9	18/11/2014 13:01 66.6	24/11/2014 7:31 65.8	28/10/2014 11:31 66.7	1/11/2014 18:01 63.9	7/11/2014 12:31 64.0	13/11/2014 7:01 64.8	18/11/2014 13:31 66.9	24/11/2014 8:01 67.2	28/10/2014 12:01 66.9	1/11/2014 18:31 63.9	7/11/2014 13:01 68.6	13/11/2014 7:31 65.8	18/11/2014 14:01 66.9	24/11/2014 8:31 68.2	28/10/2014 12:31 66.8	3/11/2014 7:01 64.3	7/11/2014 13:31 68.6	13/11/2014 8:01 65.9	18/11/2014 14:31 69.0	24/11/2014 9:01 69.6	28/10/2014 13:01 67.2	3/11/2014 7:31 65.0	7/11/2014 14:01 68.8	13/11/2014 8:31 68.7	18/11/2014 15:01 69.6	24/11/2014 9:31 69.9	28/10/2014 13:31 66.8	3/11/2014 8:01 65.4	7/11/2014 14:31 68.6	13/11/2014 9:01 69.5	18/11/2014 15:31 67.5	24/11/2014 10:01 69.6	28/10/2014 14:01 66.7	3/11/2014 8:31 65.8	7/11/2014 15:01 66.8	13/11/2014 9:31 68.8	18/11/2014 16:01 67.9	24/11/2014 10:31 69.7	28/10/2014 14:31 66.5	3/11/2014 9:01 66.4	7/11/2014 15:31 68.2	13/11/2014 10:01 68.8	18/11/2014 16:31 67.6	24/11/2014 11:01 70.0	28/10/2014 15:01 68.5	3/11/2014 9:31 66.9	7/11/2014 16:01 69.3	13/11/2014 10:31 66.4	18/11/2014 17:01 65.8	24/11/2014 11:31 68.4	28/10/2014 15:31 66.9	3/11/2014 10:01 67.2	7/11/2014 16:31 67.1	13/11/2014 11:01 64.8	18/11/2014 17:31 64.2	24/11/2014 12:01 65.7	28/10/2014 16:01 66.9	3/11/2014 10:31 67.2	7/11/2014 17:01 66.5	13/11/2014 11:31 65.0	18/11/2014 18:01 64.7	24/11/2014 12:31 65.1	28/10/2014 16:31 66.7	3/11/2014 11:01 66.9	7/11/2014 17:31 64.7	13/11/2014 12:01 63.9	18/11/2014 18:31 64.3	24/11/2014 13:01 69.0	28/10/2014 17:01 67.6	3/11/2014 11:31 66.5	7/11/2014 18:01 63.8	13/11/2014 12:31 64.8	19/11/2014 7:01 64.4	24/11/2014 13:31 69.9	28/10/2014 17:31 65.8	3/11/2014 12:01 65.1	7/11/2014 18:31 63.8	13/11/2014 13:01 67.4	19/11/2014 7:31 66.1	24/11/2014 14:01 69.7	28/10/2014 18:01 65.3	3/11/2014 12:31 65.0	8/11/2014 7:01 66.1	13/11/2014 13:31 68.4	19/11/2014 8:01 64.9	24/11/2014 14:31 69.9	28/10/2014 18:31 64.7	3/11/2014 13:01 67.4	8/11/2014 7:31 66.1	13/11/2014 14:01 68.3	19/11/2014 8:31 65.6	24/11/2014 15:01 68.6	29/10/2014 7:01 64.4	3/11/2014 13:31 67.6	8/11/2014 8:01 67.1	13/11/2014 14:31 66.1	19/11/2014 9:01 68.3	24/11/2014 15:31 69.6	29/10/2014 7:31 65.2	3/11/2014 14:01 67.2	8/11/2014 8:31 67.6	13/11/2014 15:01 65.1	19/11/2014 9:31 68.8	24/11/2014 16:01 70.1	29/10/2014 8:01 64.9	3/11/2014 14:31 66.3	8/11/2014 9:01 67.6	13/11/2014 15:31 65.5	19/11/2014 10:01 67.9	24/11/2014 16:31 70.0	29/10/2014 8:31 65.4	3/11/2014 15:01 65.8	8/11/2014 9:31 67.7	13/11/2014 16:01 66.2	19/11/2014 10:31 67.3	24/11/2014 17:01 70.1	29/10/2014 9:01 66.5	3/11/2014 15:31 65.9	8/11/2014 10:01 67.5	13/11/2014 16:31 66.5	19/11/2014 11:01 67.0	24/11/2014 17:31 66.9	29/10/2014 9:31 67.2	3/11/2014 16:01 66.7	8/11/2014 10:31 67.6	13/11/2014 17:01 66.3	19/11/2014 11:31 65.7	24/11/2014 18:01 64.5	29/10/2014 10:01 69.9	3/11/2014 16:31 67.8	8/11/2014 11:01 67.8	13/11/2014 17:31 64.7	19/11/2014 12:01 65.5	24/11/2014 18:31 64.3	29/10/2014 10:31 68.0	3/11/2014 17:01 65.9	8/11/2014 11:31 66.9	13/11/2014 18:01 63.6	19/11/2014 12:31 65.1	25/11/2014 7:01 64.9	29/10/2014 11:01 67.6	3/11/2014 17:31 65.6	8/11/2014 12:01 65.6	13/11/2014 18:31 63.6	19/11/2014 13:01 66.8	25/11/2014 7:31 65.6	29/10/2014 11:31 68.3	3/11/2014 18:01 64.5	8/11/2014 12:31 64.6	14/11/2014 7:01 64.9	19/11/2014 13:31 67.9	25/11/2014 8:01 67.8	29/10/2014 12:01 66.2	3/11/2014 18:31 64.3	8/11/2014 13:01 66.3	14/11/2014 7:31 66.1	19/11/2014 14:01 66.6	25/11/2014 8:31 69.8	29/10/2014 12:31 65.4	4/11/2014 7:01 64.2	8/11/2014 13:31 66.9	14/11/2014 8:01 65.7	19/11/2014 14:31 67.1	25/11/2014 9:01 69.8	29/10/2014 13:01 68.9	4/11/2014 7:31 65.2	8/11/2014 14:01 67.2	14/11/2014 8:31 67.0	19/11/2014 15:01 66.8	25/11/2014 9:31 69.5	29/10/2014 13:31 68.8	4/11/2014 8:01 65.1	8/11/2014 14:31 67.8	14/11/2014 9:01 67.0	19/11/2014 15:31 67.3	25/11/2014 10:01 69.9	29/10/2014 14:01 67.8	4/11/2014 8:31 65.6	8/11/2014 15:01 66.1	14/11/2014 9:31 67.2	19/11/2014 16:01 67.6	25/11/2014 10:31 69.0	29/10/2014 14:31 68.2	4/11/2014 9:01 66.1	8/11/2014 15:31 65.4	14/11/2014 10:01 69.6	19/11/2014 16:31 67.8	25/11/2014 11:01 66.4	29/10/2014 15:01 69.0	4/11/2014 9:31 66.5	8/11/2014 16:01 66.4	14/11/2014 10:31 67.4	19/11/2014 17:01 67.2	25/11/2014 11:31 65.6	29/10/2014 15:31 68.4	4/11/2014 10:01 66.8	8/11/2014 16:31 66.9	14/11/2014 11:01 67.2	19/11/2014 17:31 64.4	25/11/2014 12:01 65.1	29/10/2014 16:01 67.5	4/11/2014 10:31 67.1	8/11/2014 17:01 65.8	14/11/2014 11:31 66.4	19/11/2014 18:01 64.2	25/11/2014 12:31 65.2	29/10/2014 16:31 66.8	4/11/2014 11:01 66.9	8/11/2014 17:31 65.7	14/11/2014 12:01 65.6	19/11/2014 18:31 63.3	25/11/2014 13:01 66.4	29/10/2014 17:01 66.4	4/11/2014 11:31 66.2	8/11/2014 18:01 66.1	14/11/2014 12:31 64.8	20/11/2014 7:01 64.7	25/11/2014 13:31 67.5	29/10/2014 17:31 65.0	4/11/2014 12:01 65.8	8/11/2014 18:31 65.3	14/11/2014 13:01 67.0	20/11/2014 7:31 65.3	25/11/2014 14:01 66.9	29/10/2014 18:01 64.9	4/11/2014 12:31 66.0	10/11/2014 7:01 65.0	14/11/2014 13:31 66.9	20/11/2014 8:01 68.4	25/11/2014 14:31 66.6	29/10/2014 18:31 64.7	4/11/2014 13:01 66.9	10/11/2014 7:31 66.1	14/11/2014 14:01 66.4	20/11/2014 8:31 67.3	25/11/2014 15:01 66.5	30/10/2014 7:01 64.4	4/11/2014 13:31 67.0	10/11/2014 8:01 65.1	14/11/2014 14:31 67.8	20/11/2014 9:01 67.9	25/11/2014 15:31 66.8	30/10/2014 7:31 65.3	4/11/2014 14:01 66.9	10/11/2014 8:31 66.9	14/11/2014 15:01 67.4	20/11/2014 9:31 67.7	25/11/2014 16:01 67.5	30/10/2014 8:01 65.2	4/11/2014 14:31 66.7	10/11/2014 9:01 67.5	14/11/2014 15:31 65.9	20/11/2014 10:01 67.8	25/11/2014 16:31 67.9	30/10/2014 8:31 65.6	4/11/2014 15:01 66.1	10/11/2014 9:31 66.3	14/11/2014 16:01 68.2	20/11/2014 10:31 68.2	25/11/2014 17:01 68.1	30/10/2014 9:01 65.9	4/11/2014 15:31 65.3	10/11/2014 10:01 66.9	14/11/2014 16:31 67.5	20/11/2014 11:01 68.2	25/11/2014 17:31 67.8	30/10/2014 9:31 66.4	4/11/2014 16:01 65.2	10/11/2014 10:31 68.9	14/11/2014 17:01 68.4	20/11/2014 11:31 66.5	25/11/2014 18:01 67.9	30/10/2014 10:01 67.3	4/11/2014 16:31 65.4	10/11/2014 11:01 69.2	14/11/2014 17:31 64.7	20/11/2014 12:01 65.1	25/11/2014 18:31 65.0	30/10/2014 10:31 69.1	4/11/2014 17:01 65.2	10/11/2014 11:31 55.8	14/11/2014 18:01 64.2	20/11/2014 12:31 65.5	26/11/2014 7:01 64.4	30/10/2014 11:01 68.2	4/11/2014 17:31 64.0	10/11/2014 12:01 72.2	14/11/2014 18:31 64.0	20/11/2014 13:01 67.7	26/11/2014 7:31 65.2	30/10/2014 11:31 66.3	4/11/2014 18:01 63.7	10/11/2014 12:31 68.6	15/11/2014 7:01 63.3	20/11/2014 13:31 67.9	26/11/2014 8:01 66.4	30/10/2014 12:01 67.0	4/11/2014 18:31 63.9	10/11/2014 13:01 68.2	15/11/2014 7:31 64.0	20/11/2014 14:01 68.0	26/11/2014 8:31 68.8	30/10/2014 12:31 65.7	5/11/2014 7:01 64.3	10/11/2014 13:31 68.3	15/11/2014 8:01 64.8	20/11/2014 14:31 67.7	26/11/2014 9:01 68.7	30/10/2014 13:01 67.2	5/11/2014 7:31 65.2	10/11/2014 14:01 67.6	15/11/2014 8:31 65.5	20/11/2014 15:01 67.2	26/11/2014 9:31 68.8	30/10/2014 13:31 67.1	5/11/2014 8:01 64.8	10/11/2014 14:31 66.1	15/11/2014 9:01 66.1	20/11/2014 15:31 66.4	26/11/2014 10:01 68.2	30/10/2014 14:01 66.8	5/11/2014 8:31 65.9	10/11/2014 15:01 66.3	15/11/2014 9:31 66.5	20/11/2014 16:01 67.8	26/11/2014 10:31 69.1	30/10/2014 14:31 66.5	5/11/2014 9:01 66.4	10/11/2014 15:31 67.2	15/11/2014 10:01 65.5	20/11/2014 16:31 68.4	26/11/2014 11:01 68.5	30/10/2014 15:01 67.6	5/11/2014 9:31 66.3	10/11/2014 16:01 72.0	15/11/2014 10:31 65.9	20/11/2014 17:01 68.8	26/11/2014 11:31 67.3	30/10/2014 15:31 67.7	5/11/2014 10:01 66.1	10/11/2014 16:31 67.3	15/11/2014 11:01 65.8	20/11/2014 17:31 67.8	26/11/2014 12:01 65.7	30/10/2014 16:01 67.6	5/11/2014 10:31 66.3	10/11/2014 17:01 66.3	15/11/2014 11:31 64.9	20/11/2014 18:01 68.4	26/11/2014 12:31 65.8	30/10/2014 16:31 67.2	5/11/2014 11:01 65.7	10/11/2014 17:31 65.1	15/11/2014 12:01 64.7	20/11/2014 18:31 65.5	26/11/2014 13:01 69.2	30/10/2014 17:01 67.6	5/11/2014 11:31 65.7	10/11/2014 18:01 65.2	15/11/2014 12:31 64.6	21/11/2014 7:01 64.6	26/11/2014 13:31 67.6	30/10/2014 17:31 65.5	5/11/2014 12:01 64.3	10/11/2014 18:31 65.4	15/11/2014 13:01 65.2	21/11/2014 7:31 65.5	26/11/2014 14:01 68.2	30/10/2014 18:01 64.7	5/11/2014 12:31 63.8	11/11/2014 7:01 64.9	15/11/2014 13:31 65.9	21/11/2014 8:01 66.7	26/11/2014 14:31 68.1	30/10/2014 18:31 65.4	5/11/2014 13:01 66.3	11/11/2014 7:31 65.3	15/11/2014 14:01 65.5	21/11/2014 8:31 69.0	26/11/2014 15:01 67.9	31/10/2014 7:01 64.5	5/11/2014 13:31 66.9	11/11/2014 8:01 64.8	15/11/2014 14:31 65.7	21/11/2014 9:01 69.1	26/11/2014 15:31 67.5	31/10/2014 7:31 65.1	5/11/2014 14:01 66
	1/11/2014 12:31 65.1	7/11/2014 7:01 65.4	12/11/2014 13:31 66.9	18/11/2014 8:01 65.0	22/11/2014 14:31 66.8		1/11/2014 13:01 66.3	7/11/2014 7:31 66.1	12/11/2014 14:01 66.5	18/11/2014 8:31 65.7	22/11/2014 15:01 66.9	28/10/2014 7:01 65.9	1/11/2014 13:31 66.8	7/11/2014 8:01 65.3	12/11/2014 14:31 65.7	18/11/2014 9:01 66.3	22/11/2014 15:31 66.6	28/10/2014 7:31 66.1	1/11/2014 14:01 66.4	7/11/2014 8:31 66.1	12/11/2014 15:01 65.0	18/11/2014 9:31 66.4	22/11/2014 16:01 67.1	28/10/2014 8:01 66.4	1/11/2014 14:31 66.7	7/11/2014 9:01 65.8	12/11/2014 15:31 66.5	18/11/2014 10:01 66.5	22/11/2014 16:31 67.0	28/10/2014 8:31 66.7	1/11/2014 15:01 67.5	7/11/2014 9:31 65.6	12/11/2014 16:01 68.3	18/11/2014 10:31 66.7	22/11/2014 17:01 67.3	28/10/2014 9:01 67.3	1/11/2014 15:31 65.1	7/11/2014 10:01 68.9	12/11/2014 16:31 68.4	18/11/2014 11:01 66.3	22/11/2014 17:31 64.5	28/10/2014 9:31 66.8	1/11/2014 16:01 70.5	7/11/2014 10:31 66.1	12/11/2014 17:01 68.6	18/11/2014 11:31 65.9	22/11/2014 18:01 64.7	28/10/2014 10:01 66.6	1/11/2014 16:31 69.0	7/11/2014 11:01 66.7	12/11/2014 17:31 66.1	18/11/2014 12:01 65.0	22/11/2014 18:31 65.3	28/10/2014 10:31 66.5	1/11/2014 17:01 70.8	7/11/2014 11:31 65.0	12/11/2014 18:01 65.3	18/11/2014 12:31 64.9	24/11/2014 7:01 64.6	28/10/2014 11:01 66.6	1/11/2014 17:31 64.8	7/11/2014 12:01 64.1	12/11/2014 18:31 64.9	18/11/2014 13:01 66.6	24/11/2014 7:31 65.8	28/10/2014 11:31 66.7	1/11/2014 18:01 63.9	7/11/2014 12:31 64.0	13/11/2014 7:01 64.8	18/11/2014 13:31 66.9	24/11/2014 8:01 67.2	28/10/2014 12:01 66.9	1/11/2014 18:31 63.9	7/11/2014 13:01 68.6	13/11/2014 7:31 65.8	18/11/2014 14:01 66.9	24/11/2014 8:31 68.2	28/10/2014 12:31 66.8	3/11/2014 7:01 64.3	7/11/2014 13:31 68.6	13/11/2014 8:01 65.9	18/11/2014 14:31 69.0	24/11/2014 9:01 69.6	28/10/2014 13:01 67.2	3/11/2014 7:31 65.0	7/11/2014 14:01 68.8	13/11/2014 8:31 68.7	18/11/2014 15:01 69.6	24/11/2014 9:31 69.9	28/10/2014 13:31 66.8	3/11/2014 8:01 65.4	7/11/2014 14:31 68.6	13/11/2014 9:01 69.5	18/11/2014 15:31 67.5	24/11/2014 10:01 69.6	28/10/2014 14:01 66.7	3/11/2014 8:31 65.8	7/11/2014 15:01 66.8	13/11/2014 9:31 68.8	18/11/2014 16:01 67.9	24/11/2014 10:31 69.7	28/10/2014 14:31 66.5	3/11/2014 9:01 66.4	7/11/2014 15:31 68.2	13/11/2014 10:01 68.8	18/11/2014 16:31 67.6	24/11/2014 11:01 70.0	28/10/2014 15:01 68.5	3/11/2014 9:31 66.9	7/11/2014 16:01 69.3	13/11/2014 10:31 66.4	18/11/2014 17:01 65.8	24/11/2014 11:31 68.4	28/10/2014 15:31 66.9	3/11/2014 10:01 67.2	7/11/2014 16:31 67.1	13/11/2014 11:01 64.8	18/11/2014 17:31 64.2	24/11/2014 12:01 65.7	28/10/2014 16:01 66.9	3/11/2014 10:31 67.2	7/11/2014 17:01 66.5	13/11/2014 11:31 65.0	18/11/2014 18:01 64.7	24/11/2014 12:31 65.1	28/10/2014 16:31 66.7	3/11/2014 11:01 66.9	7/11/2014 17:31 64.7	13/11/2014 12:01 63.9	18/11/2014 18:31 64.3	24/11/2014 13:01 69.0	28/10/2014 17:01 67.6	3/11/2014 11:31 66.5	7/11/2014 18:01 63.8	13/11/2014 12:31 64.8	19/11/2014 7:01 64.4	24/11/2014 13:31 69.9	28/10/2014 17:31 65.8	3/11/2014 12:01 65.1	7/11/2014 18:31 63.8	13/11/2014 13:01 67.4	19/11/2014 7:31 66.1	24/11/2014 14:01 69.7	28/10/2014 18:01 65.3	3/11/2014 12:31 65.0	8/11/2014 7:01 66.1	13/11/2014 13:31 68.4	19/11/2014 8:01 64.9	24/11/2014 14:31 69.9	28/10/2014 18:31 64.7	3/11/2014 13:01 67.4	8/11/2014 7:31 66.1	13/11/2014 14:01 68.3	19/11/2014 8:31 65.6	24/11/2014 15:01 68.6	29/10/2014 7:01 64.4	3/11/2014 13:31 67.6	8/11/2014 8:01 67.1	13/11/2014 14:31 66.1	19/11/2014 9:01 68.3	24/11/2014 15:31 69.6	29/10/2014 7:31 65.2	3/11/2014 14:01 67.2	8/11/2014 8:31 67.6	13/11/2014 15:01 65.1	19/11/2014 9:31 68.8	24/11/2014 16:01 70.1	29/10/2014 8:01 64.9	3/11/2014 14:31 66.3	8/11/2014 9:01 67.6	13/11/2014 15:31 65.5	19/11/2014 10:01 67.9	24/11/2014 16:31 70.0	29/10/2014 8:31 65.4	3/11/2014 15:01 65.8	8/11/2014 9:31 67.7	13/11/2014 16:01 66.2	19/11/2014 10:31 67.3	24/11/2014 17:01 70.1	29/10/2014 9:01 66.5	3/11/2014 15:31 65.9	8/11/2014 10:01 67.5	13/11/2014 16:31 66.5	19/11/2014 11:01 67.0	24/11/2014 17:31 66.9	29/10/2014 9:31 67.2	3/11/2014 16:01 66.7	8/11/2014 10:31 67.6	13/11/2014 17:01 66.3	19/11/2014 11:31 65.7	24/11/2014 18:01 64.5	29/10/2014 10:01 69.9	3/11/2014 16:31 67.8	8/11/2014 11:01 67.8	13/11/2014 17:31 64.7	19/11/2014 12:01 65.5	24/11/2014 18:31 64.3	29/10/2014 10:31 68.0	3/11/2014 17:01 65.9	8/11/2014 11:31 66.9	13/11/2014 18:01 63.6	19/11/2014 12:31 65.1	25/11/2014 7:01 64.9	29/10/2014 11:01 67.6	3/11/2014 17:31 65.6	8/11/2014 12:01 65.6	13/11/2014 18:31 63.6	19/11/2014 13:01 66.8	25/11/2014 7:31 65.6	29/10/2014 11:31 68.3	3/11/2014 18:01 64.5	8/11/2014 12:31 64.6	14/11/2014 7:01 64.9	19/11/2014 13:31 67.9	25/11/2014 8:01 67.8	29/10/2014 12:01 66.2	3/11/2014 18:31 64.3	8/11/2014 13:01 66.3	14/11/2014 7:31 66.1	19/11/2014 14:01 66.6	25/11/2014 8:31 69.8	29/10/2014 12:31 65.4	4/11/2014 7:01 64.2	8/11/2014 13:31 66.9	14/11/2014 8:01 65.7	19/11/2014 14:31 67.1	25/11/2014 9:01 69.8	29/10/2014 13:01 68.9	4/11/2014 7:31 65.2	8/11/2014 14:01 67.2	14/11/2014 8:31 67.0	19/11/2014 15:01 66.8	25/11/2014 9:31 69.5	29/10/2014 13:31 68.8	4/11/2014 8:01 65.1	8/11/2014 14:31 67.8	14/11/2014 9:01 67.0	19/11/2014 15:31 67.3	25/11/2014 10:01 69.9	29/10/2014 14:01 67.8	4/11/2014 8:31 65.6	8/11/2014 15:01 66.1	14/11/2014 9:31 67.2	19/11/2014 16:01 67.6	25/11/2014 10:31 69.0	29/10/2014 14:31 68.2	4/11/2014 9:01 66.1	8/11/2014 15:31 65.4	14/11/2014 10:01 69.6	19/11/2014 16:31 67.8	25/11/2014 11:01 66.4	29/10/2014 15:01 69.0	4/11/2014 9:31 66.5	8/11/2014 16:01 66.4	14/11/2014 10:31 67.4	19/11/2014 17:01 67.2	25/11/2014 11:31 65.6	29/10/2014 15:31 68.4	4/11/2014 10:01 66.8	8/11/2014 16:31 66.9	14/11/2014 11:01 67.2	19/11/2014 17:31 64.4	25/11/2014 12:01 65.1	29/10/2014 16:01 67.5	4/11/2014 10:31 67.1	8/11/2014 17:01 65.8	14/11/2014 11:31 66.4	19/11/2014 18:01 64.2	25/11/2014 12:31 65.2	29/10/2014 16:31 66.8	4/11/2014 11:01 66.9	8/11/2014 17:31 65.7	14/11/2014 12:01 65.6	19/11/2014 18:31 63.3	25/11/2014 13:01 66.4	29/10/2014 17:01 66.4	4/11/2014 11:31 66.2	8/11/2014 18:01 66.1	14/11/2014 12:31 64.8	20/11/2014 7:01 64.7	25/11/2014 13:31 67.5	29/10/2014 17:31 65.0	4/11/2014 12:01 65.8	8/11/2014 18:31 65.3	14/11/2014 13:01 67.0	20/11/2014 7:31 65.3	25/11/2014 14:01 66.9	29/10/2014 18:01 64.9	4/11/2014 12:31 66.0	10/11/2014 7:01 65.0	14/11/2014 13:31 66.9	20/11/2014 8:01 68.4	25/11/2014 14:31 66.6	29/10/2014 18:31 64.7	4/11/2014 13:01 66.9	10/11/2014 7:31 66.1	14/11/2014 14:01 66.4	20/11/2014 8:31 67.3	25/11/2014 15:01 66.5	30/10/2014 7:01 64.4	4/11/2014 13:31 67.0	10/11/2014 8:01 65.1	14/11/2014 14:31 67.8	20/11/2014 9:01 67.9	25/11/2014 15:31 66.8	30/10/2014 7:31 65.3	4/11/2014 14:01 66.9	10/11/2014 8:31 66.9	14/11/2014 15:01 67.4	20/11/2014 9:31 67.7	25/11/2014 16:01 67.5	30/10/2014 8:01 65.2	4/11/2014 14:31 66.7	10/11/2014 9:01 67.5	14/11/2014 15:31 65.9	20/11/2014 10:01 67.8	25/11/2014 16:31 67.9	30/10/2014 8:31 65.6	4/11/2014 15:01 66.1	10/11/2014 9:31 66.3	14/11/2014 16:01 68.2	20/11/2014 10:31 68.2	25/11/2014 17:01 68.1	30/10/2014 9:01 65.9	4/11/2014 15:31 65.3	10/11/2014 10:01 66.9	14/11/2014 16:31 67.5	20/11/2014 11:01 68.2	25/11/2014 17:31 67.8	30/10/2014 9:31 66.4	4/11/2014 16:01 65.2	10/11/2014 10:31 68.9	14/11/2014 17:01 68.4	20/11/2014 11:31 66.5	25/11/2014 18:01 67.9	30/10/2014 10:01 67.3	4/11/2014 16:31 65.4	10/11/2014 11:01 69.2	14/11/2014 17:31 64.7	20/11/2014 12:01 65.1	25/11/2014 18:31 65.0	30/10/2014 10:31 69.1	4/11/2014 17:01 65.2	10/11/2014 11:31 55.8	14/11/2014 18:01 64.2	20/11/2014 12:31 65.5	26/11/2014 7:01 64.4	30/10/2014 11:01 68.2	4/11/2014 17:31 64.0	10/11/2014 12:01 72.2	14/11/2014 18:31 64.0	20/11/2014 13:01 67.7	26/11/2014 7:31 65.2	30/10/2014 11:31 66.3	4/11/2014 18:01 63.7	10/11/2014 12:31 68.6	15/11/2014 7:01 63.3	20/11/2014 13:31 67.9	26/11/2014 8:01 66.4	30/10/2014 12:01 67.0	4/11/2014 18:31 63.9	10/11/2014 13:01 68.2	15/11/2014 7:31 64.0	20/11/2014 14:01 68.0	26/11/2014 8:31 68.8	30/10/2014 12:31 65.7	5/11/2014 7:01 64.3	10/11/2014 13:31 68.3	15/11/2014 8:01 64.8	20/11/2014 14:31 67.7	26/11/2014 9:01 68.7	30/10/2014 13:01 67.2	5/11/2014 7:31 65.2	10/11/2014 14:01 67.6	15/11/2014 8:31 65.5	20/11/2014 15:01 67.2	26/11/2014 9:31 68.8	30/10/2014 13:31 67.1	5/11/2014 8:01 64.8	10/11/2014 14:31 66.1	15/11/2014 9:01 66.1	20/11/2014 15:31 66.4	26/11/2014 10:01 68.2	30/10/2014 14:01 66.8	5/11/2014 8:31 65.9	10/11/2014 15:01 66.3	15/11/2014 9:31 66.5	20/11/2014 16:01 67.8	26/11/2014 10:31 69.1	30/10/2014 14:31 66.5	5/11/2014 9:01 66.4	10/11/2014 15:31 67.2	15/11/2014 10:01 65.5	20/11/2014 16:31 68.4	26/11/2014 11:01 68.5	30/10/2014 15:01 67.6	5/11/2014 9:31 66.3	10/11/2014 16:01 72.0	15/11/2014 10:31 65.9	20/11/2014 17:01 68.8	26/11/2014 11:31 67.3	30/10/2014 15:31 67.7	5/11/2014 10:01 66.1	10/11/2014 16:31 67.3	15/11/2014 11:01 65.8	20/11/2014 17:31 67.8	26/11/2014 12:01 65.7	30/10/2014 16:01 67.6	5/11/2014 10:31 66.3	10/11/2014 17:01 66.3	15/11/2014 11:31 64.9	20/11/2014 18:01 68.4	26/11/2014 12:31 65.8	30/10/2014 16:31 67.2	5/11/2014 11:01 65.7	10/11/2014 17:31 65.1	15/11/2014 12:01 64.7	20/11/2014 18:31 65.5	26/11/2014 13:01 69.2	30/10/2014 17:01 67.6	5/11/2014 11:31 65.7	10/11/2014 18:01 65.2	15/11/2014 12:31 64.6	21/11/2014 7:01 64.6	26/11/2014 13:31 67.6	30/10/2014 17:31 65.5	5/11/2014 12:01 64.3	10/11/2014 18:31 65.4	15/11/2014 13:01 65.2	21/11/2014 7:31 65.5	26/11/2014 14:01 68.2	30/10/2014 18:01 64.7	5/11/2014 12:31 63.8	11/11/2014 7:01 64.9	15/11/2014 13:31 65.9	21/11/2014 8:01 66.7	26/11/2014 14:31 68.1	30/10/2014 18:31 65.4	5/11/2014 13:01 66.3	11/11/2014 7:31 65.3	15/11/2014 14:01 65.5	21/11/2014 8:31 69.0	26/11/2014 15:01 67.9	31/10/2014 7:01 64.5	5/11/2014 13:31 66.9	11/11/2014 8:01 64.8	15/11/2014 14:31 65.7	21/11/2014 9:01 69.1	26/11/2014 15:31 67.5	31/10/2014 7:31 65.1	5/11/2014 14:01 66						
	1/11/2014 13:01 66.3	7/11/2014 7:31 66.1	12/11/2014 14:01 66.5	18/11/2014 8:31 65.7	22/11/2014 15:01 66.9	28/10/2014 7:01 65.9	1/11/2014 13:31 66.8	7/11/2014 8:01 65.3	12/11/2014 14:31 65.7	18/11/2014 9:01 66.3	22/11/2014 15:31 66.6	28/10/2014 7:31 66.1	1/11/2014 14:01 66.4	7/11/2014 8:31 66.1	12/11/2014 15:01 65.0	18/11/2014 9:31 66.4	22/11/2014 16:01 67.1	28/10/2014 8:01 66.4	1/11/2014 14:31 66.7	7/11/2014 9:01 65.8	12/11/2014 15:31 66.5	18/11/2014 10:01 66.5	22/11/2014 16:31 67.0	28/10/2014 8:31 66.7	1/11/2014 15:01 67.5	7/11/2014 9:31 65.6	12/11/2014 16:01 68.3	18/11/2014 10:31 66.7	22/11/2014 17:01 67.3	28/10/2014 9:01 67.3	1/11/2014 15:31 65.1	7/11/2014 10:01 68.9	12/11/2014 16:31 68.4	18/11/2014 11:01 66.3	22/11/2014 17:31 64.5	28/10/2014 9:31 66.8	1/11/2014 16:01 70.5	7/11/2014 10:31 66.1	12/11/2014 17:01 68.6	18/11/2014 11:31 65.9	22/11/2014 18:01 64.7	28/10/2014 10:01 66.6	1/11/2014 16:31 69.0	7/11/2014 11:01 66.7	12/11/2014 17:31 66.1	18/11/2014 12:01 65.0	22/11/2014 18:31 65.3	28/10/2014 10:31 66.5	1/11/2014 17:01 70.8	7/11/2014 11:31 65.0	12/11/2014 18:01 65.3	18/11/2014 12:31 64.9	24/11/2014 7:01 64.6	28/10/2014 11:01 66.6	1/11/2014 17:31 64.8	7/11/2014 12:01 64.1	12/11/2014 18:31 64.9	18/11/2014 13:01 66.6	24/11/2014 7:31 65.8	28/10/2014 11:31 66.7	1/11/2014 18:01 63.9	7/11/2014 12:31 64.0	13/11/2014 7:01 64.8	18/11/2014 13:31 66.9	24/11/2014 8:01 67.2	28/10/2014 12:01 66.9	1/11/2014 18:31 63.9	7/11/2014 13:01 68.6	13/11/2014 7:31 65.8	18/11/2014 14:01 66.9	24/11/2014 8:31 68.2	28/10/2014 12:31 66.8	3/11/2014 7:01 64.3	7/11/2014 13:31 68.6	13/11/2014 8:01 65.9	18/11/2014 14:31 69.0	24/11/2014 9:01 69.6	28/10/2014 13:01 67.2	3/11/2014 7:31 65.0	7/11/2014 14:01 68.8	13/11/2014 8:31 68.7	18/11/2014 15:01 69.6	24/11/2014 9:31 69.9	28/10/2014 13:31 66.8	3/11/2014 8:01 65.4	7/11/2014 14:31 68.6	13/11/2014 9:01 69.5	18/11/2014 15:31 67.5	24/11/2014 10:01 69.6	28/10/2014 14:01 66.7	3/11/2014 8:31 65.8	7/11/2014 15:01 66.8	13/11/2014 9:31 68.8	18/11/2014 16:01 67.9	24/11/2014 10:31 69.7	28/10/2014 14:31 66.5	3/11/2014 9:01 66.4	7/11/2014 15:31 68.2	13/11/2014 10:01 68.8	18/11/2014 16:31 67.6	24/11/2014 11:01 70.0	28/10/2014 15:01 68.5	3/11/2014 9:31 66.9	7/11/2014 16:01 69.3	13/11/2014 10:31 66.4	18/11/2014 17:01 65.8	24/11/2014 11:31 68.4	28/10/2014 15:31 66.9	3/11/2014 10:01 67.2	7/11/2014 16:31 67.1	13/11/2014 11:01 64.8	18/11/2014 17:31 64.2	24/11/2014 12:01 65.7	28/10/2014 16:01 66.9	3/11/2014 10:31 67.2	7/11/2014 17:01 66.5	13/11/2014 11:31 65.0	18/11/2014 18:01 64.7	24/11/2014 12:31 65.1	28/10/2014 16:31 66.7	3/11/2014 11:01 66.9	7/11/2014 17:31 64.7	13/11/2014 12:01 63.9	18/11/2014 18:31 64.3	24/11/2014 13:01 69.0	28/10/2014 17:01 67.6	3/11/2014 11:31 66.5	7/11/2014 18:01 63.8	13/11/2014 12:31 64.8	19/11/2014 7:01 64.4	24/11/2014 13:31 69.9	28/10/2014 17:31 65.8	3/11/2014 12:01 65.1	7/11/2014 18:31 63.8	13/11/2014 13:01 67.4	19/11/2014 7:31 66.1	24/11/2014 14:01 69.7	28/10/2014 18:01 65.3	3/11/2014 12:31 65.0	8/11/2014 7:01 66.1	13/11/2014 13:31 68.4	19/11/2014 8:01 64.9	24/11/2014 14:31 69.9	28/10/2014 18:31 64.7	3/11/2014 13:01 67.4	8/11/2014 7:31 66.1	13/11/2014 14:01 68.3	19/11/2014 8:31 65.6	24/11/2014 15:01 68.6	29/10/2014 7:01 64.4	3/11/2014 13:31 67.6	8/11/2014 8:01 67.1	13/11/2014 14:31 66.1	19/11/2014 9:01 68.3	24/11/2014 15:31 69.6	29/10/2014 7:31 65.2	3/11/2014 14:01 67.2	8/11/2014 8:31 67.6	13/11/2014 15:01 65.1	19/11/2014 9:31 68.8	24/11/2014 16:01 70.1	29/10/2014 8:01 64.9	3/11/2014 14:31 66.3	8/11/2014 9:01 67.6	13/11/2014 15:31 65.5	19/11/2014 10:01 67.9	24/11/2014 16:31 70.0	29/10/2014 8:31 65.4	3/11/2014 15:01 65.8	8/11/2014 9:31 67.7	13/11/2014 16:01 66.2	19/11/2014 10:31 67.3	24/11/2014 17:01 70.1	29/10/2014 9:01 66.5	3/11/2014 15:31 65.9	8/11/2014 10:01 67.5	13/11/2014 16:31 66.5	19/11/2014 11:01 67.0	24/11/2014 17:31 66.9	29/10/2014 9:31 67.2	3/11/2014 16:01 66.7	8/11/2014 10:31 67.6	13/11/2014 17:01 66.3	19/11/2014 11:31 65.7	24/11/2014 18:01 64.5	29/10/2014 10:01 69.9	3/11/2014 16:31 67.8	8/11/2014 11:01 67.8	13/11/2014 17:31 64.7	19/11/2014 12:01 65.5	24/11/2014 18:31 64.3	29/10/2014 10:31 68.0	3/11/2014 17:01 65.9	8/11/2014 11:31 66.9	13/11/2014 18:01 63.6	19/11/2014 12:31 65.1	25/11/2014 7:01 64.9	29/10/2014 11:01 67.6	3/11/2014 17:31 65.6	8/11/2014 12:01 65.6	13/11/2014 18:31 63.6	19/11/2014 13:01 66.8	25/11/2014 7:31 65.6	29/10/2014 11:31 68.3	3/11/2014 18:01 64.5	8/11/2014 12:31 64.6	14/11/2014 7:01 64.9	19/11/2014 13:31 67.9	25/11/2014 8:01 67.8	29/10/2014 12:01 66.2	3/11/2014 18:31 64.3	8/11/2014 13:01 66.3	14/11/2014 7:31 66.1	19/11/2014 14:01 66.6	25/11/2014 8:31 69.8	29/10/2014 12:31 65.4	4/11/2014 7:01 64.2	8/11/2014 13:31 66.9	14/11/2014 8:01 65.7	19/11/2014 14:31 67.1	25/11/2014 9:01 69.8	29/10/2014 13:01 68.9	4/11/2014 7:31 65.2	8/11/2014 14:01 67.2	14/11/2014 8:31 67.0	19/11/2014 15:01 66.8	25/11/2014 9:31 69.5	29/10/2014 13:31 68.8	4/11/2014 8:01 65.1	8/11/2014 14:31 67.8	14/11/2014 9:01 67.0	19/11/2014 15:31 67.3	25/11/2014 10:01 69.9	29/10/2014 14:01 67.8	4/11/2014 8:31 65.6	8/11/2014 15:01 66.1	14/11/2014 9:31 67.2	19/11/2014 16:01 67.6	25/11/2014 10:31 69.0	29/10/2014 14:31 68.2	4/11/2014 9:01 66.1	8/11/2014 15:31 65.4	14/11/2014 10:01 69.6	19/11/2014 16:31 67.8	25/11/2014 11:01 66.4	29/10/2014 15:01 69.0	4/11/2014 9:31 66.5	8/11/2014 16:01 66.4	14/11/2014 10:31 67.4	19/11/2014 17:01 67.2	25/11/2014 11:31 65.6	29/10/2014 15:31 68.4	4/11/2014 10:01 66.8	8/11/2014 16:31 66.9	14/11/2014 11:01 67.2	19/11/2014 17:31 64.4	25/11/2014 12:01 65.1	29/10/2014 16:01 67.5	4/11/2014 10:31 67.1	8/11/2014 17:01 65.8	14/11/2014 11:31 66.4	19/11/2014 18:01 64.2	25/11/2014 12:31 65.2	29/10/2014 16:31 66.8	4/11/2014 11:01 66.9	8/11/2014 17:31 65.7	14/11/2014 12:01 65.6	19/11/2014 18:31 63.3	25/11/2014 13:01 66.4	29/10/2014 17:01 66.4	4/11/2014 11:31 66.2	8/11/2014 18:01 66.1	14/11/2014 12:31 64.8	20/11/2014 7:01 64.7	25/11/2014 13:31 67.5	29/10/2014 17:31 65.0	4/11/2014 12:01 65.8	8/11/2014 18:31 65.3	14/11/2014 13:01 67.0	20/11/2014 7:31 65.3	25/11/2014 14:01 66.9	29/10/2014 18:01 64.9	4/11/2014 12:31 66.0	10/11/2014 7:01 65.0	14/11/2014 13:31 66.9	20/11/2014 8:01 68.4	25/11/2014 14:31 66.6	29/10/2014 18:31 64.7	4/11/2014 13:01 66.9	10/11/2014 7:31 66.1	14/11/2014 14:01 66.4	20/11/2014 8:31 67.3	25/11/2014 15:01 66.5	30/10/2014 7:01 64.4	4/11/2014 13:31 67.0	10/11/2014 8:01 65.1	14/11/2014 14:31 67.8	20/11/2014 9:01 67.9	25/11/2014 15:31 66.8	30/10/2014 7:31 65.3	4/11/2014 14:01 66.9	10/11/2014 8:31 66.9	14/11/2014 15:01 67.4	20/11/2014 9:31 67.7	25/11/2014 16:01 67.5	30/10/2014 8:01 65.2	4/11/2014 14:31 66.7	10/11/2014 9:01 67.5	14/11/2014 15:31 65.9	20/11/2014 10:01 67.8	25/11/2014 16:31 67.9	30/10/2014 8:31 65.6	4/11/2014 15:01 66.1	10/11/2014 9:31 66.3	14/11/2014 16:01 68.2	20/11/2014 10:31 68.2	25/11/2014 17:01 68.1	30/10/2014 9:01 65.9	4/11/2014 15:31 65.3	10/11/2014 10:01 66.9	14/11/2014 16:31 67.5	20/11/2014 11:01 68.2	25/11/2014 17:31 67.8	30/10/2014 9:31 66.4	4/11/2014 16:01 65.2	10/11/2014 10:31 68.9	14/11/2014 17:01 68.4	20/11/2014 11:31 66.5	25/11/2014 18:01 67.9	30/10/2014 10:01 67.3	4/11/2014 16:31 65.4	10/11/2014 11:01 69.2	14/11/2014 17:31 64.7	20/11/2014 12:01 65.1	25/11/2014 18:31 65.0	30/10/2014 10:31 69.1	4/11/2014 17:01 65.2	10/11/2014 11:31 55.8	14/11/2014 18:01 64.2	20/11/2014 12:31 65.5	26/11/2014 7:01 64.4	30/10/2014 11:01 68.2	4/11/2014 17:31 64.0	10/11/2014 12:01 72.2	14/11/2014 18:31 64.0	20/11/2014 13:01 67.7	26/11/2014 7:31 65.2	30/10/2014 11:31 66.3	4/11/2014 18:01 63.7	10/11/2014 12:31 68.6	15/11/2014 7:01 63.3	20/11/2014 13:31 67.9	26/11/2014 8:01 66.4	30/10/2014 12:01 67.0	4/11/2014 18:31 63.9	10/11/2014 13:01 68.2	15/11/2014 7:31 64.0	20/11/2014 14:01 68.0	26/11/2014 8:31 68.8	30/10/2014 12:31 65.7	5/11/2014 7:01 64.3	10/11/2014 13:31 68.3	15/11/2014 8:01 64.8	20/11/2014 14:31 67.7	26/11/2014 9:01 68.7	30/10/2014 13:01 67.2	5/11/2014 7:31 65.2	10/11/2014 14:01 67.6	15/11/2014 8:31 65.5	20/11/2014 15:01 67.2	26/11/2014 9:31 68.8	30/10/2014 13:31 67.1	5/11/2014 8:01 64.8	10/11/2014 14:31 66.1	15/11/2014 9:01 66.1	20/11/2014 15:31 66.4	26/11/2014 10:01 68.2	30/10/2014 14:01 66.8	5/11/2014 8:31 65.9	10/11/2014 15:01 66.3	15/11/2014 9:31 66.5	20/11/2014 16:01 67.8	26/11/2014 10:31 69.1	30/10/2014 14:31 66.5	5/11/2014 9:01 66.4	10/11/2014 15:31 67.2	15/11/2014 10:01 65.5	20/11/2014 16:31 68.4	26/11/2014 11:01 68.5	30/10/2014 15:01 67.6	5/11/2014 9:31 66.3	10/11/2014 16:01 72.0	15/11/2014 10:31 65.9	20/11/2014 17:01 68.8	26/11/2014 11:31 67.3	30/10/2014 15:31 67.7	5/11/2014 10:01 66.1	10/11/2014 16:31 67.3	15/11/2014 11:01 65.8	20/11/2014 17:31 67.8	26/11/2014 12:01 65.7	30/10/2014 16:01 67.6	5/11/2014 10:31 66.3	10/11/2014 17:01 66.3	15/11/2014 11:31 64.9	20/11/2014 18:01 68.4	26/11/2014 12:31 65.8	30/10/2014 16:31 67.2	5/11/2014 11:01 65.7	10/11/2014 17:31 65.1	15/11/2014 12:01 64.7	20/11/2014 18:31 65.5	26/11/2014 13:01 69.2	30/10/2014 17:01 67.6	5/11/2014 11:31 65.7	10/11/2014 18:01 65.2	15/11/2014 12:31 64.6	21/11/2014 7:01 64.6	26/11/2014 13:31 67.6	30/10/2014 17:31 65.5	5/11/2014 12:01 64.3	10/11/2014 18:31 65.4	15/11/2014 13:01 65.2	21/11/2014 7:31 65.5	26/11/2014 14:01 68.2	30/10/2014 18:01 64.7	5/11/2014 12:31 63.8	11/11/2014 7:01 64.9	15/11/2014 13:31 65.9	21/11/2014 8:01 66.7	26/11/2014 14:31 68.1	30/10/2014 18:31 65.4	5/11/2014 13:01 66.3	11/11/2014 7:31 65.3	15/11/2014 14:01 65.5	21/11/2014 8:31 69.0	26/11/2014 15:01 67.9	31/10/2014 7:01 64.5	5/11/2014 13:31 66.9	11/11/2014 8:01 64.8	15/11/2014 14:31 65.7	21/11/2014 9:01 69.1	26/11/2014 15:31 67.5	31/10/2014 7:31 65.1	5/11/2014 14:01 66												
28/10/2014 7:01 65.9	1/11/2014 13:31 66.8	7/11/2014 8:01 65.3	12/11/2014 14:31 65.7	18/11/2014 9:01 66.3	22/11/2014 15:31 66.6	28/10/2014 7:31 66.1	1/11/2014 14:01 66.4	7/11/2014 8:31 66.1	12/11/2014 15:01 65.0	18/11/2014 9:31 66.4	22/11/2014 16:01 67.1	28/10/2014 8:01 66.4	1/11/2014 14:31 66.7	7/11/2014 9:01 65.8	12/11/2014 15:31 66.5	18/11/2014 10:01 66.5	22/11/2014 16:31 67.0	28/10/2014 8:31 66.7	1/11/2014 15:01 67.5	7/11/2014 9:31 65.6	12/11/2014 16:01 68.3	18/11/2014 10:31 66.7	22/11/2014 17:01 67.3	28/10/2014 9:01 67.3	1/11/2014 15:31 65.1	7/11/2014 10:01 68.9	12/11/2014 16:31 68.4	18/11/2014 11:01 66.3	22/11/2014 17:31 64.5	28/10/2014 9:31 66.8	1/11/2014 16:01 70.5	7/11/2014 10:31 66.1	12/11/2014 17:01 68.6	18/11/2014 11:31 65.9	22/11/2014 18:01 64.7	28/10/2014 10:01 66.6	1/11/2014 16:31 69.0	7/11/2014 11:01 66.7	12/11/2014 17:31 66.1	18/11/2014 12:01 65.0	22/11/2014 18:31 65.3	28/10/2014 10:31 66.5	1/11/2014 17:01 70.8	7/11/2014 11:31 65.0	12/11/2014 18:01 65.3	18/11/2014 12:31 64.9	24/11/2014 7:01 64.6	28/10/2014 11:01 66.6	1/11/2014 17:31 64.8	7/11/2014 12:01 64.1	12/11/2014 18:31 64.9	18/11/2014 13:01 66.6	24/11/2014 7:31 65.8	28/10/2014 11:31 66.7	1/11/2014 18:01 63.9	7/11/2014 12:31 64.0	13/11/2014 7:01 64.8	18/11/2014 13:31 66.9	24/11/2014 8:01 67.2	28/10/2014 12:01 66.9	1/11/2014 18:31 63.9	7/11/2014 13:01 68.6	13/11/2014 7:31 65.8	18/11/2014 14:01 66.9	24/11/2014 8:31 68.2	28/10/2014 12:31 66.8	3/11/2014 7:01 64.3	7/11/2014 13:31 68.6	13/11/2014 8:01 65.9	18/11/2014 14:31 69.0	24/11/2014 9:01 69.6	28/10/2014 13:01 67.2	3/11/2014 7:31 65.0	7/11/2014 14:01 68.8	13/11/2014 8:31 68.7	18/11/2014 15:01 69.6	24/11/2014 9:31 69.9	28/10/2014 13:31 66.8	3/11/2014 8:01 65.4	7/11/2014 14:31 68.6	13/11/2014 9:01 69.5	18/11/2014 15:31 67.5	24/11/2014 10:01 69.6	28/10/2014 14:01 66.7	3/11/2014 8:31 65.8	7/11/2014 15:01 66.8	13/11/2014 9:31 68.8	18/11/2014 16:01 67.9	24/11/2014 10:31 69.7	28/10/2014 14:31 66.5	3/11/2014 9:01 66.4	7/11/2014 15:31 68.2	13/11/2014 10:01 68.8	18/11/2014 16:31 67.6	24/11/2014 11:01 70.0	28/10/2014 15:01 68.5	3/11/2014 9:31 66.9	7/11/2014 16:01 69.3	13/11/2014 10:31 66.4	18/11/2014 17:01 65.8	24/11/2014 11:31 68.4	28/10/2014 15:31 66.9	3/11/2014 10:01 67.2	7/11/2014 16:31 67.1	13/11/2014 11:01 64.8	18/11/2014 17:31 64.2	24/11/2014 12:01 65.7	28/10/2014 16:01 66.9	3/11/2014 10:31 67.2	7/11/2014 17:01 66.5	13/11/2014 11:31 65.0	18/11/2014 18:01 64.7	24/11/2014 12:31 65.1	28/10/2014 16:31 66.7	3/11/2014 11:01 66.9	7/11/2014 17:31 64.7	13/11/2014 12:01 63.9	18/11/2014 18:31 64.3	24/11/2014 13:01 69.0	28/10/2014 17:01 67.6	3/11/2014 11:31 66.5	7/11/2014 18:01 63.8	13/11/2014 12:31 64.8	19/11/2014 7:01 64.4	24/11/2014 13:31 69.9	28/10/2014 17:31 65.8	3/11/2014 12:01 65.1	7/11/2014 18:31 63.8	13/11/2014 13:01 67.4	19/11/2014 7:31 66.1	24/11/2014 14:01 69.7	28/10/2014 18:01 65.3	3/11/2014 12:31 65.0	8/11/2014 7:01 66.1	13/11/2014 13:31 68.4	19/11/2014 8:01 64.9	24/11/2014 14:31 69.9	28/10/2014 18:31 64.7	3/11/2014 13:01 67.4	8/11/2014 7:31 66.1	13/11/2014 14:01 68.3	19/11/2014 8:31 65.6	24/11/2014 15:01 68.6	29/10/2014 7:01 64.4	3/11/2014 13:31 67.6	8/11/2014 8:01 67.1	13/11/2014 14:31 66.1	19/11/2014 9:01 68.3	24/11/2014 15:31 69.6	29/10/2014 7:31 65.2	3/11/2014 14:01 67.2	8/11/2014 8:31 67.6	13/11/2014 15:01 65.1	19/11/2014 9:31 68.8	24/11/2014 16:01 70.1	29/10/2014 8:01 64.9	3/11/2014 14:31 66.3	8/11/2014 9:01 67.6	13/11/2014 15:31 65.5	19/11/2014 10:01 67.9	24/11/2014 16:31 70.0	29/10/2014 8:31 65.4	3/11/2014 15:01 65.8	8/11/2014 9:31 67.7	13/11/2014 16:01 66.2	19/11/2014 10:31 67.3	24/11/2014 17:01 70.1	29/10/2014 9:01 66.5	3/11/2014 15:31 65.9	8/11/2014 10:01 67.5	13/11/2014 16:31 66.5	19/11/2014 11:01 67.0	24/11/2014 17:31 66.9	29/10/2014 9:31 67.2	3/11/2014 16:01 66.7	8/11/2014 10:31 67.6	13/11/2014 17:01 66.3	19/11/2014 11:31 65.7	24/11/2014 18:01 64.5	29/10/2014 10:01 69.9	3/11/2014 16:31 67.8	8/11/2014 11:01 67.8	13/11/2014 17:31 64.7	19/11/2014 12:01 65.5	24/11/2014 18:31 64.3	29/10/2014 10:31 68.0	3/11/2014 17:01 65.9	8/11/2014 11:31 66.9	13/11/2014 18:01 63.6	19/11/2014 12:31 65.1	25/11/2014 7:01 64.9	29/10/2014 11:01 67.6	3/11/2014 17:31 65.6	8/11/2014 12:01 65.6	13/11/2014 18:31 63.6	19/11/2014 13:01 66.8	25/11/2014 7:31 65.6	29/10/2014 11:31 68.3	3/11/2014 18:01 64.5	8/11/2014 12:31 64.6	14/11/2014 7:01 64.9	19/11/2014 13:31 67.9	25/11/2014 8:01 67.8	29/10/2014 12:01 66.2	3/11/2014 18:31 64.3	8/11/2014 13:01 66.3	14/11/2014 7:31 66.1	19/11/2014 14:01 66.6	25/11/2014 8:31 69.8	29/10/2014 12:31 65.4	4/11/2014 7:01 64.2	8/11/2014 13:31 66.9	14/11/2014 8:01 65.7	19/11/2014 14:31 67.1	25/11/2014 9:01 69.8	29/10/2014 13:01 68.9	4/11/2014 7:31 65.2	8/11/2014 14:01 67.2	14/11/2014 8:31 67.0	19/11/2014 15:01 66.8	25/11/2014 9:31 69.5	29/10/2014 13:31 68.8	4/11/2014 8:01 65.1	8/11/2014 14:31 67.8	14/11/2014 9:01 67.0	19/11/2014 15:31 67.3	25/11/2014 10:01 69.9	29/10/2014 14:01 67.8	4/11/2014 8:31 65.6	8/11/2014 15:01 66.1	14/11/2014 9:31 67.2	19/11/2014 16:01 67.6	25/11/2014 10:31 69.0	29/10/2014 14:31 68.2	4/11/2014 9:01 66.1	8/11/2014 15:31 65.4	14/11/2014 10:01 69.6	19/11/2014 16:31 67.8	25/11/2014 11:01 66.4	29/10/2014 15:01 69.0	4/11/2014 9:31 66.5	8/11/2014 16:01 66.4	14/11/2014 10:31 67.4	19/11/2014 17:01 67.2	25/11/2014 11:31 65.6	29/10/2014 15:31 68.4	4/11/2014 10:01 66.8	8/11/2014 16:31 66.9	14/11/2014 11:01 67.2	19/11/2014 17:31 64.4	25/11/2014 12:01 65.1	29/10/2014 16:01 67.5	4/11/2014 10:31 67.1	8/11/2014 17:01 65.8	14/11/2014 11:31 66.4	19/11/2014 18:01 64.2	25/11/2014 12:31 65.2	29/10/2014 16:31 66.8	4/11/2014 11:01 66.9	8/11/2014 17:31 65.7	14/11/2014 12:01 65.6	19/11/2014 18:31 63.3	25/11/2014 13:01 66.4	29/10/2014 17:01 66.4	4/11/2014 11:31 66.2	8/11/2014 18:01 66.1	14/11/2014 12:31 64.8	20/11/2014 7:01 64.7	25/11/2014 13:31 67.5	29/10/2014 17:31 65.0	4/11/2014 12:01 65.8	8/11/2014 18:31 65.3	14/11/2014 13:01 67.0	20/11/2014 7:31 65.3	25/11/2014 14:01 66.9	29/10/2014 18:01 64.9	4/11/2014 12:31 66.0	10/11/2014 7:01 65.0	14/11/2014 13:31 66.9	20/11/2014 8:01 68.4	25/11/2014 14:31 66.6	29/10/2014 18:31 64.7	4/11/2014 13:01 66.9	10/11/2014 7:31 66.1	14/11/2014 14:01 66.4	20/11/2014 8:31 67.3	25/11/2014 15:01 66.5	30/10/2014 7:01 64.4	4/11/2014 13:31 67.0	10/11/2014 8:01 65.1	14/11/2014 14:31 67.8	20/11/2014 9:01 67.9	25/11/2014 15:31 66.8	30/10/2014 7:31 65.3	4/11/2014 14:01 66.9	10/11/2014 8:31 66.9	14/11/2014 15:01 67.4	20/11/2014 9:31 67.7	25/11/2014 16:01 67.5	30/10/2014 8:01 65.2	4/11/2014 14:31 66.7	10/11/2014 9:01 67.5	14/11/2014 15:31 65.9	20/11/2014 10:01 67.8	25/11/2014 16:31 67.9	30/10/2014 8:31 65.6	4/11/2014 15:01 66.1	10/11/2014 9:31 66.3	14/11/2014 16:01 68.2	20/11/2014 10:31 68.2	25/11/2014 17:01 68.1	30/10/2014 9:01 65.9	4/11/2014 15:31 65.3	10/11/2014 10:01 66.9	14/11/2014 16:31 67.5	20/11/2014 11:01 68.2	25/11/2014 17:31 67.8	30/10/2014 9:31 66.4	4/11/2014 16:01 65.2	10/11/2014 10:31 68.9	14/11/2014 17:01 68.4	20/11/2014 11:31 66.5	25/11/2014 18:01 67.9	30/10/2014 10:01 67.3	4/11/2014 16:31 65.4	10/11/2014 11:01 69.2	14/11/2014 17:31 64.7	20/11/2014 12:01 65.1	25/11/2014 18:31 65.0	30/10/2014 10:31 69.1	4/11/2014 17:01 65.2	10/11/2014 11:31 55.8	14/11/2014 18:01 64.2	20/11/2014 12:31 65.5	26/11/2014 7:01 64.4	30/10/2014 11:01 68.2	4/11/2014 17:31 64.0	10/11/2014 12:01 72.2	14/11/2014 18:31 64.0	20/11/2014 13:01 67.7	26/11/2014 7:31 65.2	30/10/2014 11:31 66.3	4/11/2014 18:01 63.7	10/11/2014 12:31 68.6	15/11/2014 7:01 63.3	20/11/2014 13:31 67.9	26/11/2014 8:01 66.4	30/10/2014 12:01 67.0	4/11/2014 18:31 63.9	10/11/2014 13:01 68.2	15/11/2014 7:31 64.0	20/11/2014 14:01 68.0	26/11/2014 8:31 68.8	30/10/2014 12:31 65.7	5/11/2014 7:01 64.3	10/11/2014 13:31 68.3	15/11/2014 8:01 64.8	20/11/2014 14:31 67.7	26/11/2014 9:01 68.7	30/10/2014 13:01 67.2	5/11/2014 7:31 65.2	10/11/2014 14:01 67.6	15/11/2014 8:31 65.5	20/11/2014 15:01 67.2	26/11/2014 9:31 68.8	30/10/2014 13:31 67.1	5/11/2014 8:01 64.8	10/11/2014 14:31 66.1	15/11/2014 9:01 66.1	20/11/2014 15:31 66.4	26/11/2014 10:01 68.2	30/10/2014 14:01 66.8	5/11/2014 8:31 65.9	10/11/2014 15:01 66.3	15/11/2014 9:31 66.5	20/11/2014 16:01 67.8	26/11/2014 10:31 69.1	30/10/2014 14:31 66.5	5/11/2014 9:01 66.4	10/11/2014 15:31 67.2	15/11/2014 10:01 65.5	20/11/2014 16:31 68.4	26/11/2014 11:01 68.5	30/10/2014 15:01 67.6	5/11/2014 9:31 66.3	10/11/2014 16:01 72.0	15/11/2014 10:31 65.9	20/11/2014 17:01 68.8	26/11/2014 11:31 67.3	30/10/2014 15:31 67.7	5/11/2014 10:01 66.1	10/11/2014 16:31 67.3	15/11/2014 11:01 65.8	20/11/2014 17:31 67.8	26/11/2014 12:01 65.7	30/10/2014 16:01 67.6	5/11/2014 10:31 66.3	10/11/2014 17:01 66.3	15/11/2014 11:31 64.9	20/11/2014 18:01 68.4	26/11/2014 12:31 65.8	30/10/2014 16:31 67.2	5/11/2014 11:01 65.7	10/11/2014 17:31 65.1	15/11/2014 12:01 64.7	20/11/2014 18:31 65.5	26/11/2014 13:01 69.2	30/10/2014 17:01 67.6	5/11/2014 11:31 65.7	10/11/2014 18:01 65.2	15/11/2014 12:31 64.6	21/11/2014 7:01 64.6	26/11/2014 13:31 67.6	30/10/2014 17:31 65.5	5/11/2014 12:01 64.3	10/11/2014 18:31 65.4	15/11/2014 13:01 65.2	21/11/2014 7:31 65.5	26/11/2014 14:01 68.2	30/10/2014 18:01 64.7	5/11/2014 12:31 63.8	11/11/2014 7:01 64.9	15/11/2014 13:31 65.9	21/11/2014 8:01 66.7	26/11/2014 14:31 68.1	30/10/2014 18:31 65.4	5/11/2014 13:01 66.3	11/11/2014 7:31 65.3	15/11/2014 14:01 65.5	21/11/2014 8:31 69.0	26/11/2014 15:01 67.9	31/10/2014 7:01 64.5	5/11/2014 13:31 66.9	11/11/2014 8:01 64.8	15/11/2014 14:31 65.7	21/11/2014 9:01 69.1	26/11/2014 15:31 67.5	31/10/2014 7:31 65.1	5/11/2014 14:01 66																		
28/10/2014 7:31 66.1	1/11/2014 14:01 66.4	7/11/2014 8:31 66.1	12/11/2014 15:01 65.0	18/11/2014 9:31 66.4	22/11/2014 16:01 67.1	28/10/2014 8:01 66.4	1/11/2014 14:31 66.7	7/11/2014 9:01 65.8	12/11/2014 15:31 66.5	18/11/2014 10:01 66.5	22/11/2014 16:31 67.0	28/10/2014 8:31 66.7	1/11/2014 15:01 67.5	7/11/2014 9:31 65.6	12/11/2014 16:01 68.3	18/11/2014 10:31 66.7	22/11/2014 17:01 67.3	28/10/2014 9:01 67.3	1/11/2014 15:31 65.1	7/11/2014 10:01 68.9	12/11/2014 16:31 68.4	18/11/2014 11:01 66.3	22/11/2014 17:31 64.5	28/10/2014 9:31 66.8	1/11/2014 16:01 70.5	7/11/2014 10:31 66.1	12/11/2014 17:01 68.6	18/11/2014 11:31 65.9	22/11/2014 18:01 64.7	28/10/2014 10:01 66.6	1/11/2014 16:31 69.0	7/11/2014 11:01 66.7	12/11/2014 17:31 66.1	18/11/2014 12:01 65.0	22/11/2014 18:31 65.3	28/10/2014 10:31 66.5	1/11/2014 17:01 70.8	7/11/2014 11:31 65.0	12/11/2014 18:01 65.3	18/11/2014 12:31 64.9	24/11/2014 7:01 64.6	28/10/2014 11:01 66.6	1/11/2014 17:31 64.8	7/11/2014 12:01 64.1	12/11/2014 18:31 64.9	18/11/2014 13:01 66.6	24/11/2014 7:31 65.8	28/10/2014 11:31 66.7	1/11/2014 18:01 63.9	7/11/2014 12:31 64.0	13/11/2014 7:01 64.8	18/11/2014 13:31 66.9	24/11/2014 8:01 67.2	28/10/2014 12:01 66.9	1/11/2014 18:31 63.9	7/11/2014 13:01 68.6	13/11/2014 7:31 65.8	18/11/2014 14:01 66.9	24/11/2014 8:31 68.2	28/10/2014 12:31 66.8	3/11/2014 7:01 64.3	7/11/2014 13:31 68.6	13/11/2014 8:01 65.9	18/11/2014 14:31 69.0	24/11/2014 9:01 69.6	28/10/2014 13:01 67.2	3/11/2014 7:31 65.0	7/11/2014 14:01 68.8	13/11/2014 8:31 68.7	18/11/2014 15:01 69.6	24/11/2014 9:31 69.9	28/10/2014 13:31 66.8	3/11/2014 8:01 65.4	7/11/2014 14:31 68.6	13/11/2014 9:01 69.5	18/11/2014 15:31 67.5	24/11/2014 10:01 69.6	28/10/2014 14:01 66.7	3/11/2014 8:31 65.8	7/11/2014 15:01 66.8	13/11/2014 9:31 68.8	18/11/2014 16:01 67.9	24/11/2014 10:31 69.7	28/10/2014 14:31 66.5	3/11/2014 9:01 66.4	7/11/2014 15:31 68.2	13/11/2014 10:01 68.8	18/11/2014 16:31 67.6	24/11/2014 11:01 70.0	28/10/2014 15:01 68.5	3/11/2014 9:31 66.9	7/11/2014 16:01 69.3	13/11/2014 10:31 66.4	18/11/2014 17:01 65.8	24/11/2014 11:31 68.4	28/10/2014 15:31 66.9	3/11/2014 10:01 67.2	7/11/2014 16:31 67.1	13/11/2014 11:01 64.8	18/11/2014 17:31 64.2	24/11/2014 12:01 65.7	28/10/2014 16:01 66.9	3/11/2014 10:31 67.2	7/11/2014 17:01 66.5	13/11/2014 11:31 65.0	18/11/2014 18:01 64.7	24/11/2014 12:31 65.1	28/10/2014 16:31 66.7	3/11/2014 11:01 66.9	7/11/2014 17:31 64.7	13/11/2014 12:01 63.9	18/11/2014 18:31 64.3	24/11/2014 13:01 69.0	28/10/2014 17:01 67.6	3/11/2014 11:31 66.5	7/11/2014 18:01 63.8	13/11/2014 12:31 64.8	19/11/2014 7:01 64.4	24/11/2014 13:31 69.9	28/10/2014 17:31 65.8	3/11/2014 12:01 65.1	7/11/2014 18:31 63.8	13/11/2014 13:01 67.4	19/11/2014 7:31 66.1	24/11/2014 14:01 69.7	28/10/2014 18:01 65.3	3/11/2014 12:31 65.0	8/11/2014 7:01 66.1	13/11/2014 13:31 68.4	19/11/2014 8:01 64.9	24/11/2014 14:31 69.9	28/10/2014 18:31 64.7	3/11/2014 13:01 67.4	8/11/2014 7:31 66.1	13/11/2014 14:01 68.3	19/11/2014 8:31 65.6	24/11/2014 15:01 68.6	29/10/2014 7:01 64.4	3/11/2014 13:31 67.6	8/11/2014 8:01 67.1	13/11/2014 14:31 66.1	19/11/2014 9:01 68.3	24/11/2014 15:31 69.6	29/10/2014 7:31 65.2	3/11/2014 14:01 67.2	8/11/2014 8:31 67.6	13/11/2014 15:01 65.1	19/11/2014 9:31 68.8	24/11/2014 16:01 70.1	29/10/2014 8:01 64.9	3/11/2014 14:31 66.3	8/11/2014 9:01 67.6	13/11/2014 15:31 65.5	19/11/2014 10:01 67.9	24/11/2014 16:31 70.0	29/10/2014 8:31 65.4	3/11/2014 15:01 65.8	8/11/2014 9:31 67.7	13/11/2014 16:01 66.2	19/11/2014 10:31 67.3	24/11/2014 17:01 70.1	29/10/2014 9:01 66.5	3/11/2014 15:31 65.9	8/11/2014 10:01 67.5	13/11/2014 16:31 66.5	19/11/2014 11:01 67.0	24/11/2014 17:31 66.9	29/10/2014 9:31 67.2	3/11/2014 16:01 66.7	8/11/2014 10:31 67.6	13/11/2014 17:01 66.3	19/11/2014 11:31 65.7	24/11/2014 18:01 64.5	29/10/2014 10:01 69.9	3/11/2014 16:31 67.8	8/11/2014 11:01 67.8	13/11/2014 17:31 64.7	19/11/2014 12:01 65.5	24/11/2014 18:31 64.3	29/10/2014 10:31 68.0	3/11/2014 17:01 65.9	8/11/2014 11:31 66.9	13/11/2014 18:01 63.6	19/11/2014 12:31 65.1	25/11/2014 7:01 64.9	29/10/2014 11:01 67.6	3/11/2014 17:31 65.6	8/11/2014 12:01 65.6	13/11/2014 18:31 63.6	19/11/2014 13:01 66.8	25/11/2014 7:31 65.6	29/10/2014 11:31 68.3	3/11/2014 18:01 64.5	8/11/2014 12:31 64.6	14/11/2014 7:01 64.9	19/11/2014 13:31 67.9	25/11/2014 8:01 67.8	29/10/2014 12:01 66.2	3/11/2014 18:31 64.3	8/11/2014 13:01 66.3	14/11/2014 7:31 66.1	19/11/2014 14:01 66.6	25/11/2014 8:31 69.8	29/10/2014 12:31 65.4	4/11/2014 7:01 64.2	8/11/2014 13:31 66.9	14/11/2014 8:01 65.7	19/11/2014 14:31 67.1	25/11/2014 9:01 69.8	29/10/2014 13:01 68.9	4/11/2014 7:31 65.2	8/11/2014 14:01 67.2	14/11/2014 8:31 67.0	19/11/2014 15:01 66.8	25/11/2014 9:31 69.5	29/10/2014 13:31 68.8	4/11/2014 8:01 65.1	8/11/2014 14:31 67.8	14/11/2014 9:01 67.0	19/11/2014 15:31 67.3	25/11/2014 10:01 69.9	29/10/2014 14:01 67.8	4/11/2014 8:31 65.6	8/11/2014 15:01 66.1	14/11/2014 9:31 67.2	19/11/2014 16:01 67.6	25/11/2014 10:31 69.0	29/10/2014 14:31 68.2	4/11/2014 9:01 66.1	8/11/2014 15:31 65.4	14/11/2014 10:01 69.6	19/11/2014 16:31 67.8	25/11/2014 11:01 66.4	29/10/2014 15:01 69.0	4/11/2014 9:31 66.5	8/11/2014 16:01 66.4	14/11/2014 10:31 67.4	19/11/2014 17:01 67.2	25/11/2014 11:31 65.6	29/10/2014 15:31 68.4	4/11/2014 10:01 66.8	8/11/2014 16:31 66.9	14/11/2014 11:01 67.2	19/11/2014 17:31 64.4	25/11/2014 12:01 65.1	29/10/2014 16:01 67.5	4/11/2014 10:31 67.1	8/11/2014 17:01 65.8	14/11/2014 11:31 66.4	19/11/2014 18:01 64.2	25/11/2014 12:31 65.2	29/10/2014 16:31 66.8	4/11/2014 11:01 66.9	8/11/2014 17:31 65.7	14/11/2014 12:01 65.6	19/11/2014 18:31 63.3	25/11/2014 13:01 66.4	29/10/2014 17:01 66.4	4/11/2014 11:31 66.2	8/11/2014 18:01 66.1	14/11/2014 12:31 64.8	20/11/2014 7:01 64.7	25/11/2014 13:31 67.5	29/10/2014 17:31 65.0	4/11/2014 12:01 65.8	8/11/2014 18:31 65.3	14/11/2014 13:01 67.0	20/11/2014 7:31 65.3	25/11/2014 14:01 66.9	29/10/2014 18:01 64.9	4/11/2014 12:31 66.0	10/11/2014 7:01 65.0	14/11/2014 13:31 66.9	20/11/2014 8:01 68.4	25/11/2014 14:31 66.6	29/10/2014 18:31 64.7	4/11/2014 13:01 66.9	10/11/2014 7:31 66.1	14/11/2014 14:01 66.4	20/11/2014 8:31 67.3	25/11/2014 15:01 66.5	30/10/2014 7:01 64.4	4/11/2014 13:31 67.0	10/11/2014 8:01 65.1	14/11/2014 14:31 67.8	20/11/2014 9:01 67.9	25/11/2014 15:31 66.8	30/10/2014 7:31 65.3	4/11/2014 14:01 66.9	10/11/2014 8:31 66.9	14/11/2014 15:01 67.4	20/11/2014 9:31 67.7	25/11/2014 16:01 67.5	30/10/2014 8:01 65.2	4/11/2014 14:31 66.7	10/11/2014 9:01 67.5	14/11/2014 15:31 65.9	20/11/2014 10:01 67.8	25/11/2014 16:31 67.9	30/10/2014 8:31 65.6	4/11/2014 15:01 66.1	10/11/2014 9:31 66.3	14/11/2014 16:01 68.2	20/11/2014 10:31 68.2	25/11/2014 17:01 68.1	30/10/2014 9:01 65.9	4/11/2014 15:31 65.3	10/11/2014 10:01 66.9	14/11/2014 16:31 67.5	20/11/2014 11:01 68.2	25/11/2014 17:31 67.8	30/10/2014 9:31 66.4	4/11/2014 16:01 65.2	10/11/2014 10:31 68.9	14/11/2014 17:01 68.4	20/11/2014 11:31 66.5	25/11/2014 18:01 67.9	30/10/2014 10:01 67.3	4/11/2014 16:31 65.4	10/11/2014 11:01 69.2	14/11/2014 17:31 64.7	20/11/2014 12:01 65.1	25/11/2014 18:31 65.0	30/10/2014 10:31 69.1	4/11/2014 17:01 65.2	10/11/2014 11:31 55.8	14/11/2014 18:01 64.2	20/11/2014 12:31 65.5	26/11/2014 7:01 64.4	30/10/2014 11:01 68.2	4/11/2014 17:31 64.0	10/11/2014 12:01 72.2	14/11/2014 18:31 64.0	20/11/2014 13:01 67.7	26/11/2014 7:31 65.2	30/10/2014 11:31 66.3	4/11/2014 18:01 63.7	10/11/2014 12:31 68.6	15/11/2014 7:01 63.3	20/11/2014 13:31 67.9	26/11/2014 8:01 66.4	30/10/2014 12:01 67.0	4/11/2014 18:31 63.9	10/11/2014 13:01 68.2	15/11/2014 7:31 64.0	20/11/2014 14:01 68.0	26/11/2014 8:31 68.8	30/10/2014 12:31 65.7	5/11/2014 7:01 64.3	10/11/2014 13:31 68.3	15/11/2014 8:01 64.8	20/11/2014 14:31 67.7	26/11/2014 9:01 68.7	30/10/2014 13:01 67.2	5/11/2014 7:31 65.2	10/11/2014 14:01 67.6	15/11/2014 8:31 65.5	20/11/2014 15:01 67.2	26/11/2014 9:31 68.8	30/10/2014 13:31 67.1	5/11/2014 8:01 64.8	10/11/2014 14:31 66.1	15/11/2014 9:01 66.1	20/11/2014 15:31 66.4	26/11/2014 10:01 68.2	30/10/2014 14:01 66.8	5/11/2014 8:31 65.9	10/11/2014 15:01 66.3	15/11/2014 9:31 66.5	20/11/2014 16:01 67.8	26/11/2014 10:31 69.1	30/10/2014 14:31 66.5	5/11/2014 9:01 66.4	10/11/2014 15:31 67.2	15/11/2014 10:01 65.5	20/11/2014 16:31 68.4	26/11/2014 11:01 68.5	30/10/2014 15:01 67.6	5/11/2014 9:31 66.3	10/11/2014 16:01 72.0	15/11/2014 10:31 65.9	20/11/2014 17:01 68.8	26/11/2014 11:31 67.3	30/10/2014 15:31 67.7	5/11/2014 10:01 66.1	10/11/2014 16:31 67.3	15/11/2014 11:01 65.8	20/11/2014 17:31 67.8	26/11/2014 12:01 65.7	30/10/2014 16:01 67.6	5/11/2014 10:31 66.3	10/11/2014 17:01 66.3	15/11/2014 11:31 64.9	20/11/2014 18:01 68.4	26/11/2014 12:31 65.8	30/10/2014 16:31 67.2	5/11/2014 11:01 65.7	10/11/2014 17:31 65.1	15/11/2014 12:01 64.7	20/11/2014 18:31 65.5	26/11/2014 13:01 69.2	30/10/2014 17:01 67.6	5/11/2014 11:31 65.7	10/11/2014 18:01 65.2	15/11/2014 12:31 64.6	21/11/2014 7:01 64.6	26/11/2014 13:31 67.6	30/10/2014 17:31 65.5	5/11/2014 12:01 64.3	10/11/2014 18:31 65.4	15/11/2014 13:01 65.2	21/11/2014 7:31 65.5	26/11/2014 14:01 68.2	30/10/2014 18:01 64.7	5/11/2014 12:31 63.8	11/11/2014 7:01 64.9	15/11/2014 13:31 65.9	21/11/2014 8:01 66.7	26/11/2014 14:31 68.1	30/10/2014 18:31 65.4	5/11/2014 13:01 66.3	11/11/2014 7:31 65.3	15/11/2014 14:01 65.5	21/11/2014 8:31 69.0	26/11/2014 15:01 67.9	31/10/2014 7:01 64.5	5/11/2014 13:31 66.9	11/11/2014 8:01 64.8	15/11/2014 14:31 65.7	21/11/2014 9:01 69.1	26/11/2014 15:31 67.5	31/10/2014 7:31 65.1	5/11/2014 14:01 66																								
28/10/2014 8:01 66.4	1/11/2014 14:31 66.7	7/11/2014 9:01 65.8	12/11/2014 15:31 66.5	18/11/2014 10:01 66.5	22/11/2014 16:31 67.0	28/10/2014 8:31 66.7	1/11/2014 15:01 67.5	7/11/2014 9:31 65.6	12/11/2014 16:01 68.3	18/11/2014 10:31 66.7	22/11/2014 17:01 67.3	28/10/2014 9:01 67.3	1/11/2014 15:31 65.1	7/11/2014 10:01 68.9	12/11/2014 16:31 68.4	18/11/2014 11:01 66.3	22/11/2014 17:31 64.5	28/10/2014 9:31 66.8	1/11/2014 16:01 70.5	7/11/2014 10:31 66.1	12/11/2014 17:01 68.6	18/11/2014 11:31 65.9	22/11/2014 18:01 64.7	28/10/2014 10:01 66.6	1/11/2014 16:31 69.0	7/11/2014 11:01 66.7	12/11/2014 17:31 66.1	18/11/2014 12:01 65.0	22/11/2014 18:31 65.3	28/10/2014 10:31 66.5	1/11/2014 17:01 70.8	7/11/2014 11:31 65.0	12/11/2014 18:01 65.3	18/11/2014 12:31 64.9	24/11/2014 7:01 64.6	28/10/2014 11:01 66.6	1/11/2014 17:31 64.8	7/11/2014 12:01 64.1	12/11/2014 18:31 64.9	18/11/2014 13:01 66.6	24/11/2014 7:31 65.8	28/10/2014 11:31 66.7	1/11/2014 18:01 63.9	7/11/2014 12:31 64.0	13/11/2014 7:01 64.8	18/11/2014 13:31 66.9	24/11/2014 8:01 67.2	28/10/2014 12:01 66.9	1/11/2014 18:31 63.9	7/11/2014 13:01 68.6	13/11/2014 7:31 65.8	18/11/2014 14:01 66.9	24/11/2014 8:31 68.2	28/10/2014 12:31 66.8	3/11/2014 7:01 64.3	7/11/2014 13:31 68.6	13/11/2014 8:01 65.9	18/11/2014 14:31 69.0	24/11/2014 9:01 69.6	28/10/2014 13:01 67.2	3/11/2014 7:31 65.0	7/11/2014 14:01 68.8	13/11/2014 8:31 68.7	18/11/2014 15:01 69.6	24/11/2014 9:31 69.9	28/10/2014 13:31 66.8	3/11/2014 8:01 65.4	7/11/2014 14:31 68.6	13/11/2014 9:01 69.5	18/11/2014 15:31 67.5	24/11/2014 10:01 69.6	28/10/2014 14:01 66.7	3/11/2014 8:31 65.8	7/11/2014 15:01 66.8	13/11/2014 9:31 68.8	18/11/2014 16:01 67.9	24/11/2014 10:31 69.7	28/10/2014 14:31 66.5	3/11/2014 9:01 66.4	7/11/2014 15:31 68.2	13/11/2014 10:01 68.8	18/11/2014 16:31 67.6	24/11/2014 11:01 70.0	28/10/2014 15:01 68.5	3/11/2014 9:31 66.9	7/11/2014 16:01 69.3	13/11/2014 10:31 66.4	18/11/2014 17:01 65.8	24/11/2014 11:31 68.4	28/10/2014 15:31 66.9	3/11/2014 10:01 67.2	7/11/2014 16:31 67.1	13/11/2014 11:01 64.8	18/11/2014 17:31 64.2	24/11/2014 12:01 65.7	28/10/2014 16:01 66.9	3/11/2014 10:31 67.2	7/11/2014 17:01 66.5	13/11/2014 11:31 65.0	18/11/2014 18:01 64.7	24/11/2014 12:31 65.1	28/10/2014 16:31 66.7	3/11/2014 11:01 66.9	7/11/2014 17:31 64.7	13/11/2014 12:01 63.9	18/11/2014 18:31 64.3	24/11/2014 13:01 69.0	28/10/2014 17:01 67.6	3/11/2014 11:31 66.5	7/11/2014 18:01 63.8	13/11/2014 12:31 64.8	19/11/2014 7:01 64.4	24/11/2014 13:31 69.9	28/10/2014 17:31 65.8	3/11/2014 12:01 65.1	7/11/2014 18:31 63.8	13/11/2014 13:01 67.4	19/11/2014 7:31 66.1	24/11/2014 14:01 69.7	28/10/2014 18:01 65.3	3/11/2014 12:31 65.0	8/11/2014 7:01 66.1	13/11/2014 13:31 68.4	19/11/2014 8:01 64.9	24/11/2014 14:31 69.9	28/10/2014 18:31 64.7	3/11/2014 13:01 67.4	8/11/2014 7:31 66.1	13/11/2014 14:01 68.3	19/11/2014 8:31 65.6	24/11/2014 15:01 68.6	29/10/2014 7:01 64.4	3/11/2014 13:31 67.6	8/11/2014 8:01 67.1	13/11/2014 14:31 66.1	19/11/2014 9:01 68.3	24/11/2014 15:31 69.6	29/10/2014 7:31 65.2	3/11/2014 14:01 67.2	8/11/2014 8:31 67.6	13/11/2014 15:01 65.1	19/11/2014 9:31 68.8	24/11/2014 16:01 70.1	29/10/2014 8:01 64.9	3/11/2014 14:31 66.3	8/11/2014 9:01 67.6	13/11/2014 15:31 65.5	19/11/2014 10:01 67.9	24/11/2014 16:31 70.0	29/10/2014 8:31 65.4	3/11/2014 15:01 65.8	8/11/2014 9:31 67.7	13/11/2014 16:01 66.2	19/11/2014 10:31 67.3	24/11/2014 17:01 70.1	29/10/2014 9:01 66.5	3/11/2014 15:31 65.9	8/11/2014 10:01 67.5	13/11/2014 16:31 66.5	19/11/2014 11:01 67.0	24/11/2014 17:31 66.9	29/10/2014 9:31 67.2	3/11/2014 16:01 66.7	8/11/2014 10:31 67.6	13/11/2014 17:01 66.3	19/11/2014 11:31 65.7	24/11/2014 18:01 64.5	29/10/2014 10:01 69.9	3/11/2014 16:31 67.8	8/11/2014 11:01 67.8	13/11/2014 17:31 64.7	19/11/2014 12:01 65.5	24/11/2014 18:31 64.3	29/10/2014 10:31 68.0	3/11/2014 17:01 65.9	8/11/2014 11:31 66.9	13/11/2014 18:01 63.6	19/11/2014 12:31 65.1	25/11/2014 7:01 64.9	29/10/2014 11:01 67.6	3/11/2014 17:31 65.6	8/11/2014 12:01 65.6	13/11/2014 18:31 63.6	19/11/2014 13:01 66.8	25/11/2014 7:31 65.6	29/10/2014 11:31 68.3	3/11/2014 18:01 64.5	8/11/2014 12:31 64.6	14/11/2014 7:01 64.9	19/11/2014 13:31 67.9	25/11/2014 8:01 67.8	29/10/2014 12:01 66.2	3/11/2014 18:31 64.3	8/11/2014 13:01 66.3	14/11/2014 7:31 66.1	19/11/2014 14:01 66.6	25/11/2014 8:31 69.8	29/10/2014 12:31 65.4	4/11/2014 7:01 64.2	8/11/2014 13:31 66.9	14/11/2014 8:01 65.7	19/11/2014 14:31 67.1	25/11/2014 9:01 69.8	29/10/2014 13:01 68.9	4/11/2014 7:31 65.2	8/11/2014 14:01 67.2	14/11/2014 8:31 67.0	19/11/2014 15:01 66.8	25/11/2014 9:31 69.5	29/10/2014 13:31 68.8	4/11/2014 8:01 65.1	8/11/2014 14:31 67.8	14/11/2014 9:01 67.0	19/11/2014 15:31 67.3	25/11/2014 10:01 69.9	29/10/2014 14:01 67.8	4/11/2014 8:31 65.6	8/11/2014 15:01 66.1	14/11/2014 9:31 67.2	19/11/2014 16:01 67.6	25/11/2014 10:31 69.0	29/10/2014 14:31 68.2	4/11/2014 9:01 66.1	8/11/2014 15:31 65.4	14/11/2014 10:01 69.6	19/11/2014 16:31 67.8	25/11/2014 11:01 66.4	29/10/2014 15:01 69.0	4/11/2014 9:31 66.5	8/11/2014 16:01 66.4	14/11/2014 10:31 67.4	19/11/2014 17:01 67.2	25/11/2014 11:31 65.6	29/10/2014 15:31 68.4	4/11/2014 10:01 66.8	8/11/2014 16:31 66.9	14/11/2014 11:01 67.2	19/11/2014 17:31 64.4	25/11/2014 12:01 65.1	29/10/2014 16:01 67.5	4/11/2014 10:31 67.1	8/11/2014 17:01 65.8	14/11/2014 11:31 66.4	19/11/2014 18:01 64.2	25/11/2014 12:31 65.2	29/10/2014 16:31 66.8	4/11/2014 11:01 66.9	8/11/2014 17:31 65.7	14/11/2014 12:01 65.6	19/11/2014 18:31 63.3	25/11/2014 13:01 66.4	29/10/2014 17:01 66.4	4/11/2014 11:31 66.2	8/11/2014 18:01 66.1	14/11/2014 12:31 64.8	20/11/2014 7:01 64.7	25/11/2014 13:31 67.5	29/10/2014 17:31 65.0	4/11/2014 12:01 65.8	8/11/2014 18:31 65.3	14/11/2014 13:01 67.0	20/11/2014 7:31 65.3	25/11/2014 14:01 66.9	29/10/2014 18:01 64.9	4/11/2014 12:31 66.0	10/11/2014 7:01 65.0	14/11/2014 13:31 66.9	20/11/2014 8:01 68.4	25/11/2014 14:31 66.6	29/10/2014 18:31 64.7	4/11/2014 13:01 66.9	10/11/2014 7:31 66.1	14/11/2014 14:01 66.4	20/11/2014 8:31 67.3	25/11/2014 15:01 66.5	30/10/2014 7:01 64.4	4/11/2014 13:31 67.0	10/11/2014 8:01 65.1	14/11/2014 14:31 67.8	20/11/2014 9:01 67.9	25/11/2014 15:31 66.8	30/10/2014 7:31 65.3	4/11/2014 14:01 66.9	10/11/2014 8:31 66.9	14/11/2014 15:01 67.4	20/11/2014 9:31 67.7	25/11/2014 16:01 67.5	30/10/2014 8:01 65.2	4/11/2014 14:31 66.7	10/11/2014 9:01 67.5	14/11/2014 15:31 65.9	20/11/2014 10:01 67.8	25/11/2014 16:31 67.9	30/10/2014 8:31 65.6	4/11/2014 15:01 66.1	10/11/2014 9:31 66.3	14/11/2014 16:01 68.2	20/11/2014 10:31 68.2	25/11/2014 17:01 68.1	30/10/2014 9:01 65.9	4/11/2014 15:31 65.3	10/11/2014 10:01 66.9	14/11/2014 16:31 67.5	20/11/2014 11:01 68.2	25/11/2014 17:31 67.8	30/10/2014 9:31 66.4	4/11/2014 16:01 65.2	10/11/2014 10:31 68.9	14/11/2014 17:01 68.4	20/11/2014 11:31 66.5	25/11/2014 18:01 67.9	30/10/2014 10:01 67.3	4/11/2014 16:31 65.4	10/11/2014 11:01 69.2	14/11/2014 17:31 64.7	20/11/2014 12:01 65.1	25/11/2014 18:31 65.0	30/10/2014 10:31 69.1	4/11/2014 17:01 65.2	10/11/2014 11:31 55.8	14/11/2014 18:01 64.2	20/11/2014 12:31 65.5	26/11/2014 7:01 64.4	30/10/2014 11:01 68.2	4/11/2014 17:31 64.0	10/11/2014 12:01 72.2	14/11/2014 18:31 64.0	20/11/2014 13:01 67.7	26/11/2014 7:31 65.2	30/10/2014 11:31 66.3	4/11/2014 18:01 63.7	10/11/2014 12:31 68.6	15/11/2014 7:01 63.3	20/11/2014 13:31 67.9	26/11/2014 8:01 66.4	30/10/2014 12:01 67.0	4/11/2014 18:31 63.9	10/11/2014 13:01 68.2	15/11/2014 7:31 64.0	20/11/2014 14:01 68.0	26/11/2014 8:31 68.8	30/10/2014 12:31 65.7	5/11/2014 7:01 64.3	10/11/2014 13:31 68.3	15/11/2014 8:01 64.8	20/11/2014 14:31 67.7	26/11/2014 9:01 68.7	30/10/2014 13:01 67.2	5/11/2014 7:31 65.2	10/11/2014 14:01 67.6	15/11/2014 8:31 65.5	20/11/2014 15:01 67.2	26/11/2014 9:31 68.8	30/10/2014 13:31 67.1	5/11/2014 8:01 64.8	10/11/2014 14:31 66.1	15/11/2014 9:01 66.1	20/11/2014 15:31 66.4	26/11/2014 10:01 68.2	30/10/2014 14:01 66.8	5/11/2014 8:31 65.9	10/11/2014 15:01 66.3	15/11/2014 9:31 66.5	20/11/2014 16:01 67.8	26/11/2014 10:31 69.1	30/10/2014 14:31 66.5	5/11/2014 9:01 66.4	10/11/2014 15:31 67.2	15/11/2014 10:01 65.5	20/11/2014 16:31 68.4	26/11/2014 11:01 68.5	30/10/2014 15:01 67.6	5/11/2014 9:31 66.3	10/11/2014 16:01 72.0	15/11/2014 10:31 65.9	20/11/2014 17:01 68.8	26/11/2014 11:31 67.3	30/10/2014 15:31 67.7	5/11/2014 10:01 66.1	10/11/2014 16:31 67.3	15/11/2014 11:01 65.8	20/11/2014 17:31 67.8	26/11/2014 12:01 65.7	30/10/2014 16:01 67.6	5/11/2014 10:31 66.3	10/11/2014 17:01 66.3	15/11/2014 11:31 64.9	20/11/2014 18:01 68.4	26/11/2014 12:31 65.8	30/10/2014 16:31 67.2	5/11/2014 11:01 65.7	10/11/2014 17:31 65.1	15/11/2014 12:01 64.7	20/11/2014 18:31 65.5	26/11/2014 13:01 69.2	30/10/2014 17:01 67.6	5/11/2014 11:31 65.7	10/11/2014 18:01 65.2	15/11/2014 12:31 64.6	21/11/2014 7:01 64.6	26/11/2014 13:31 67.6	30/10/2014 17:31 65.5	5/11/2014 12:01 64.3	10/11/2014 18:31 65.4	15/11/2014 13:01 65.2	21/11/2014 7:31 65.5	26/11/2014 14:01 68.2	30/10/2014 18:01 64.7	5/11/2014 12:31 63.8	11/11/2014 7:01 64.9	15/11/2014 13:31 65.9	21/11/2014 8:01 66.7	26/11/2014 14:31 68.1	30/10/2014 18:31 65.4	5/11/2014 13:01 66.3	11/11/2014 7:31 65.3	15/11/2014 14:01 65.5	21/11/2014 8:31 69.0	26/11/2014 15:01 67.9	31/10/2014 7:01 64.5	5/11/2014 13:31 66.9	11/11/2014 8:01 64.8	15/11/2014 14:31 65.7	21/11/2014 9:01 69.1	26/11/2014 15:31 67.5	31/10/2014 7:31 65.1	5/11/2014 14:01 66																														
28/10/2014 8:31 66.7	1/11/2014 15:01 67.5	7/11/2014 9:31 65.6	12/11/2014 16:01 68.3	18/11/2014 10:31 66.7	22/11/2014 17:01 67.3	28/10/2014 9:01 67.3	1/11/2014 15:31 65.1	7/11/2014 10:01 68.9	12/11/2014 16:31 68.4	18/11/2014 11:01 66.3	22/11/2014 17:31 64.5	28/10/2014 9:31 66.8	1/11/2014 16:01 70.5	7/11/2014 10:31 66.1	12/11/2014 17:01 68.6	18/11/2014 11:31 65.9	22/11/2014 18:01 64.7	28/10/2014 10:01 66.6	1/11/2014 16:31 69.0	7/11/2014 11:01 66.7	12/11/2014 17:31 66.1	18/11/2014 12:01 65.0	22/11/2014 18:31 65.3	28/10/2014 10:31 66.5	1/11/2014 17:01 70.8	7/11/2014 11:31 65.0	12/11/2014 18:01 65.3	18/11/2014 12:31 64.9	24/11/2014 7:01 64.6	28/10/2014 11:01 66.6	1/11/2014 17:31 64.8	7/11/2014 12:01 64.1	12/11/2014 18:31 64.9	18/11/2014 13:01 66.6	24/11/2014 7:31 65.8	28/10/2014 11:31 66.7	1/11/2014 18:01 63.9	7/11/2014 12:31 64.0	13/11/2014 7:01 64.8	18/11/2014 13:31 66.9	24/11/2014 8:01 67.2	28/10/2014 12:01 66.9	1/11/2014 18:31 63.9	7/11/2014 13:01 68.6	13/11/2014 7:31 65.8	18/11/2014 14:01 66.9	24/11/2014 8:31 68.2	28/10/2014 12:31 66.8	3/11/2014 7:01 64.3	7/11/2014 13:31 68.6	13/11/2014 8:01 65.9	18/11/2014 14:31 69.0	24/11/2014 9:01 69.6	28/10/2014 13:01 67.2	3/11/2014 7:31 65.0	7/11/2014 14:01 68.8	13/11/2014 8:31 68.7	18/11/2014 15:01 69.6	24/11/2014 9:31 69.9	28/10/2014 13:31 66.8	3/11/2014 8:01 65.4	7/11/2014 14:31 68.6	13/11/2014 9:01 69.5	18/11/2014 15:31 67.5	24/11/2014 10:01 69.6	28/10/2014 14:01 66.7	3/11/2014 8:31 65.8	7/11/2014 15:01 66.8	13/11/2014 9:31 68.8	18/11/2014 16:01 67.9	24/11/2014 10:31 69.7	28/10/2014 14:31 66.5	3/11/2014 9:01 66.4	7/11/2014 15:31 68.2	13/11/2014 10:01 68.8	18/11/2014 16:31 67.6	24/11/2014 11:01 70.0	28/10/2014 15:01 68.5	3/11/2014 9:31 66.9	7/11/2014 16:01 69.3	13/11/2014 10:31 66.4	18/11/2014 17:01 65.8	24/11/2014 11:31 68.4	28/10/2014 15:31 66.9	3/11/2014 10:01 67.2	7/11/2014 16:31 67.1	13/11/2014 11:01 64.8	18/11/2014 17:31 64.2	24/11/2014 12:01 65.7	28/10/2014 16:01 66.9	3/11/2014 10:31 67.2	7/11/2014 17:01 66.5	13/11/2014 11:31 65.0	18/11/2014 18:01 64.7	24/11/2014 12:31 65.1	28/10/2014 16:31 66.7	3/11/2014 11:01 66.9	7/11/2014 17:31 64.7	13/11/2014 12:01 63.9	18/11/2014 18:31 64.3	24/11/2014 13:01 69.0	28/10/2014 17:01 67.6	3/11/2014 11:31 66.5	7/11/2014 18:01 63.8	13/11/2014 12:31 64.8	19/11/2014 7:01 64.4	24/11/2014 13:31 69.9	28/10/2014 17:31 65.8	3/11/2014 12:01 65.1	7/11/2014 18:31 63.8	13/11/2014 13:01 67.4	19/11/2014 7:31 66.1	24/11/2014 14:01 69.7	28/10/2014 18:01 65.3	3/11/2014 12:31 65.0	8/11/2014 7:01 66.1	13/11/2014 13:31 68.4	19/11/2014 8:01 64.9	24/11/2014 14:31 69.9	28/10/2014 18:31 64.7	3/11/2014 13:01 67.4	8/11/2014 7:31 66.1	13/11/2014 14:01 68.3	19/11/2014 8:31 65.6	24/11/2014 15:01 68.6	29/10/2014 7:01 64.4	3/11/2014 13:31 67.6	8/11/2014 8:01 67.1	13/11/2014 14:31 66.1	19/11/2014 9:01 68.3	24/11/2014 15:31 69.6	29/10/2014 7:31 65.2	3/11/2014 14:01 67.2	8/11/2014 8:31 67.6	13/11/2014 15:01 65.1	19/11/2014 9:31 68.8	24/11/2014 16:01 70.1	29/10/2014 8:01 64.9	3/11/2014 14:31 66.3	8/11/2014 9:01 67.6	13/11/2014 15:31 65.5	19/11/2014 10:01 67.9	24/11/2014 16:31 70.0	29/10/2014 8:31 65.4	3/11/2014 15:01 65.8	8/11/2014 9:31 67.7	13/11/2014 16:01 66.2	19/11/2014 10:31 67.3	24/11/2014 17:01 70.1	29/10/2014 9:01 66.5	3/11/2014 15:31 65.9	8/11/2014 10:01 67.5	13/11/2014 16:31 66.5	19/11/2014 11:01 67.0	24/11/2014 17:31 66.9	29/10/2014 9:31 67.2	3/11/2014 16:01 66.7	8/11/2014 10:31 67.6	13/11/2014 17:01 66.3	19/11/2014 11:31 65.7	24/11/2014 18:01 64.5	29/10/2014 10:01 69.9	3/11/2014 16:31 67.8	8/11/2014 11:01 67.8	13/11/2014 17:31 64.7	19/11/2014 12:01 65.5	24/11/2014 18:31 64.3	29/10/2014 10:31 68.0	3/11/2014 17:01 65.9	8/11/2014 11:31 66.9	13/11/2014 18:01 63.6	19/11/2014 12:31 65.1	25/11/2014 7:01 64.9	29/10/2014 11:01 67.6	3/11/2014 17:31 65.6	8/11/2014 12:01 65.6	13/11/2014 18:31 63.6	19/11/2014 13:01 66.8	25/11/2014 7:31 65.6	29/10/2014 11:31 68.3	3/11/2014 18:01 64.5	8/11/2014 12:31 64.6	14/11/2014 7:01 64.9	19/11/2014 13:31 67.9	25/11/2014 8:01 67.8	29/10/2014 12:01 66.2	3/11/2014 18:31 64.3	8/11/2014 13:01 66.3	14/11/2014 7:31 66.1	19/11/2014 14:01 66.6	25/11/2014 8:31 69.8	29/10/2014 12:31 65.4	4/11/2014 7:01 64.2	8/11/2014 13:31 66.9	14/11/2014 8:01 65.7	19/11/2014 14:31 67.1	25/11/2014 9:01 69.8	29/10/2014 13:01 68.9	4/11/2014 7:31 65.2	8/11/2014 14:01 67.2	14/11/2014 8:31 67.0	19/11/2014 15:01 66.8	25/11/2014 9:31 69.5	29/10/2014 13:31 68.8	4/11/2014 8:01 65.1	8/11/2014 14:31 67.8	14/11/2014 9:01 67.0	19/11/2014 15:31 67.3	25/11/2014 10:01 69.9	29/10/2014 14:01 67.8	4/11/2014 8:31 65.6	8/11/2014 15:01 66.1	14/11/2014 9:31 67.2	19/11/2014 16:01 67.6	25/11/2014 10:31 69.0	29/10/2014 14:31 68.2	4/11/2014 9:01 66.1	8/11/2014 15:31 65.4	14/11/2014 10:01 69.6	19/11/2014 16:31 67.8	25/11/2014 11:01 66.4	29/10/2014 15:01 69.0	4/11/2014 9:31 66.5	8/11/2014 16:01 66.4	14/11/2014 10:31 67.4	19/11/2014 17:01 67.2	25/11/2014 11:31 65.6	29/10/2014 15:31 68.4	4/11/2014 10:01 66.8	8/11/2014 16:31 66.9	14/11/2014 11:01 67.2	19/11/2014 17:31 64.4	25/11/2014 12:01 65.1	29/10/2014 16:01 67.5	4/11/2014 10:31 67.1	8/11/2014 17:01 65.8	14/11/2014 11:31 66.4	19/11/2014 18:01 64.2	25/11/2014 12:31 65.2	29/10/2014 16:31 66.8	4/11/2014 11:01 66.9	8/11/2014 17:31 65.7	14/11/2014 12:01 65.6	19/11/2014 18:31 63.3	25/11/2014 13:01 66.4	29/10/2014 17:01 66.4	4/11/2014 11:31 66.2	8/11/2014 18:01 66.1	14/11/2014 12:31 64.8	20/11/2014 7:01 64.7	25/11/2014 13:31 67.5	29/10/2014 17:31 65.0	4/11/2014 12:01 65.8	8/11/2014 18:31 65.3	14/11/2014 13:01 67.0	20/11/2014 7:31 65.3	25/11/2014 14:01 66.9	29/10/2014 18:01 64.9	4/11/2014 12:31 66.0	10/11/2014 7:01 65.0	14/11/2014 13:31 66.9	20/11/2014 8:01 68.4	25/11/2014 14:31 66.6	29/10/2014 18:31 64.7	4/11/2014 13:01 66.9	10/11/2014 7:31 66.1	14/11/2014 14:01 66.4	20/11/2014 8:31 67.3	25/11/2014 15:01 66.5	30/10/2014 7:01 64.4	4/11/2014 13:31 67.0	10/11/2014 8:01 65.1	14/11/2014 14:31 67.8	20/11/2014 9:01 67.9	25/11/2014 15:31 66.8	30/10/2014 7:31 65.3	4/11/2014 14:01 66.9	10/11/2014 8:31 66.9	14/11/2014 15:01 67.4	20/11/2014 9:31 67.7	25/11/2014 16:01 67.5	30/10/2014 8:01 65.2	4/11/2014 14:31 66.7	10/11/2014 9:01 67.5	14/11/2014 15:31 65.9	20/11/2014 10:01 67.8	25/11/2014 16:31 67.9	30/10/2014 8:31 65.6	4/11/2014 15:01 66.1	10/11/2014 9:31 66.3	14/11/2014 16:01 68.2	20/11/2014 10:31 68.2	25/11/2014 17:01 68.1	30/10/2014 9:01 65.9	4/11/2014 15:31 65.3	10/11/2014 10:01 66.9	14/11/2014 16:31 67.5	20/11/2014 11:01 68.2	25/11/2014 17:31 67.8	30/10/2014 9:31 66.4	4/11/2014 16:01 65.2	10/11/2014 10:31 68.9	14/11/2014 17:01 68.4	20/11/2014 11:31 66.5	25/11/2014 18:01 67.9	30/10/2014 10:01 67.3	4/11/2014 16:31 65.4	10/11/2014 11:01 69.2	14/11/2014 17:31 64.7	20/11/2014 12:01 65.1	25/11/2014 18:31 65.0	30/10/2014 10:31 69.1	4/11/2014 17:01 65.2	10/11/2014 11:31 55.8	14/11/2014 18:01 64.2	20/11/2014 12:31 65.5	26/11/2014 7:01 64.4	30/10/2014 11:01 68.2	4/11/2014 17:31 64.0	10/11/2014 12:01 72.2	14/11/2014 18:31 64.0	20/11/2014 13:01 67.7	26/11/2014 7:31 65.2	30/10/2014 11:31 66.3	4/11/2014 18:01 63.7	10/11/2014 12:31 68.6	15/11/2014 7:01 63.3	20/11/2014 13:31 67.9	26/11/2014 8:01 66.4	30/10/2014 12:01 67.0	4/11/2014 18:31 63.9	10/11/2014 13:01 68.2	15/11/2014 7:31 64.0	20/11/2014 14:01 68.0	26/11/2014 8:31 68.8	30/10/2014 12:31 65.7	5/11/2014 7:01 64.3	10/11/2014 13:31 68.3	15/11/2014 8:01 64.8	20/11/2014 14:31 67.7	26/11/2014 9:01 68.7	30/10/2014 13:01 67.2	5/11/2014 7:31 65.2	10/11/2014 14:01 67.6	15/11/2014 8:31 65.5	20/11/2014 15:01 67.2	26/11/2014 9:31 68.8	30/10/2014 13:31 67.1	5/11/2014 8:01 64.8	10/11/2014 14:31 66.1	15/11/2014 9:01 66.1	20/11/2014 15:31 66.4	26/11/2014 10:01 68.2	30/10/2014 14:01 66.8	5/11/2014 8:31 65.9	10/11/2014 15:01 66.3	15/11/2014 9:31 66.5	20/11/2014 16:01 67.8	26/11/2014 10:31 69.1	30/10/2014 14:31 66.5	5/11/2014 9:01 66.4	10/11/2014 15:31 67.2	15/11/2014 10:01 65.5	20/11/2014 16:31 68.4	26/11/2014 11:01 68.5	30/10/2014 15:01 67.6	5/11/2014 9:31 66.3	10/11/2014 16:01 72.0	15/11/2014 10:31 65.9	20/11/2014 17:01 68.8	26/11/2014 11:31 67.3	30/10/2014 15:31 67.7	5/11/2014 10:01 66.1	10/11/2014 16:31 67.3	15/11/2014 11:01 65.8	20/11/2014 17:31 67.8	26/11/2014 12:01 65.7	30/10/2014 16:01 67.6	5/11/2014 10:31 66.3	10/11/2014 17:01 66.3	15/11/2014 11:31 64.9	20/11/2014 18:01 68.4	26/11/2014 12:31 65.8	30/10/2014 16:31 67.2	5/11/2014 11:01 65.7	10/11/2014 17:31 65.1	15/11/2014 12:01 64.7	20/11/2014 18:31 65.5	26/11/2014 13:01 69.2	30/10/2014 17:01 67.6	5/11/2014 11:31 65.7	10/11/2014 18:01 65.2	15/11/2014 12:31 64.6	21/11/2014 7:01 64.6	26/11/2014 13:31 67.6	30/10/2014 17:31 65.5	5/11/2014 12:01 64.3	10/11/2014 18:31 65.4	15/11/2014 13:01 65.2	21/11/2014 7:31 65.5	26/11/2014 14:01 68.2	30/10/2014 18:01 64.7	5/11/2014 12:31 63.8	11/11/2014 7:01 64.9	15/11/2014 13:31 65.9	21/11/2014 8:01 66.7	26/11/2014 14:31 68.1	30/10/2014 18:31 65.4	5/11/2014 13:01 66.3	11/11/2014 7:31 65.3	15/11/2014 14:01 65.5	21/11/2014 8:31 69.0	26/11/2014 15:01 67.9	31/10/2014 7:01 64.5	5/11/2014 13:31 66.9	11/11/2014 8:01 64.8	15/11/2014 14:31 65.7	21/11/2014 9:01 69.1	26/11/2014 15:31 67.5	31/10/2014 7:31 65.1	5/11/2014 14:01 66																																				
28/10/2014 9:01 67.3	1/11/2014 15:31 65.1	7/11/2014 10:01 68.9	12/11/2014 16:31 68.4	18/11/2014 11:01 66.3	22/11/2014 17:31 64.5	28/10/2014 9:31 66.8	1/11/2014 16:01 70.5	7/11/2014 10:31 66.1	12/11/2014 17:01 68.6	18/11/2014 11:31 65.9	22/11/2014 18:01 64.7	28/10/2014 10:01 66.6	1/11/2014 16:31 69.0	7/11/2014 11:01 66.7	12/11/2014 17:31 66.1	18/11/2014 12:01 65.0	22/11/2014 18:31 65.3	28/10/2014 10:31 66.5	1/11/2014 17:01 70.8	7/11/2014 11:31 65.0	12/11/2014 18:01 65.3	18/11/2014 12:31 64.9	24/11/2014 7:01 64.6	28/10/2014 11:01 66.6	1/11/2014 17:31 64.8	7/11/2014 12:01 64.1	12/11/2014 18:31 64.9	18/11/2014 13:01 66.6	24/11/2014 7:31 65.8	28/10/2014 11:31 66.7	1/11/2014 18:01 63.9	7/11/2014 12:31 64.0	13/11/2014 7:01 64.8	18/11/2014 13:31 66.9	24/11/2014 8:01 67.2	28/10/2014 12:01 66.9	1/11/2014 18:31 63.9	7/11/2014 13:01 68.6	13/11/2014 7:31 65.8	18/11/2014 14:01 66.9	24/11/2014 8:31 68.2	28/10/2014 12:31 66.8	3/11/2014 7:01 64.3	7/11/2014 13:31 68.6	13/11/2014 8:01 65.9	18/11/2014 14:31 69.0	24/11/2014 9:01 69.6	28/10/2014 13:01 67.2	3/11/2014 7:31 65.0	7/11/2014 14:01 68.8	13/11/2014 8:31 68.7	18/11/2014 15:01 69.6	24/11/2014 9:31 69.9	28/10/2014 13:31 66.8	3/11/2014 8:01 65.4	7/11/2014 14:31 68.6	13/11/2014 9:01 69.5	18/11/2014 15:31 67.5	24/11/2014 10:01 69.6	28/10/2014 14:01 66.7	3/11/2014 8:31 65.8	7/11/2014 15:01 66.8	13/11/2014 9:31 68.8	18/11/2014 16:01 67.9	24/11/2014 10:31 69.7	28/10/2014 14:31 66.5	3/11/2014 9:01 66.4	7/11/2014 15:31 68.2	13/11/2014 10:01 68.8	18/11/2014 16:31 67.6	24/11/2014 11:01 70.0	28/10/2014 15:01 68.5	3/11/2014 9:31 66.9	7/11/2014 16:01 69.3	13/11/2014 10:31 66.4	18/11/2014 17:01 65.8	24/11/2014 11:31 68.4	28/10/2014 15:31 66.9	3/11/2014 10:01 67.2	7/11/2014 16:31 67.1	13/11/2014 11:01 64.8	18/11/2014 17:31 64.2	24/11/2014 12:01 65.7	28/10/2014 16:01 66.9	3/11/2014 10:31 67.2	7/11/2014 17:01 66.5	13/11/2014 11:31 65.0	18/11/2014 18:01 64.7	24/11/2014 12:31 65.1	28/10/2014 16:31 66.7	3/11/2014 11:01 66.9	7/11/2014 17:31 64.7	13/11/2014 12:01 63.9	18/11/2014 18:31 64.3	24/11/2014 13:01 69.0	28/10/2014 17:01 67.6	3/11/2014 11:31 66.5	7/11/2014 18:01 63.8	13/11/2014 12:31 64.8	19/11/2014 7:01 64.4	24/11/2014 13:31 69.9	28/10/2014 17:31 65.8	3/11/2014 12:01 65.1	7/11/2014 18:31 63.8	13/11/2014 13:01 67.4	19/11/2014 7:31 66.1	24/11/2014 14:01 69.7	28/10/2014 18:01 65.3	3/11/2014 12:31 65.0	8/11/2014 7:01 66.1	13/11/2014 13:31 68.4	19/11/2014 8:01 64.9	24/11/2014 14:31 69.9	28/10/2014 18:31 64.7	3/11/2014 13:01 67.4	8/11/2014 7:31 66.1	13/11/2014 14:01 68.3	19/11/2014 8:31 65.6	24/11/2014 15:01 68.6	29/10/2014 7:01 64.4	3/11/2014 13:31 67.6	8/11/2014 8:01 67.1	13/11/2014 14:31 66.1	19/11/2014 9:01 68.3	24/11/2014 15:31 69.6	29/10/2014 7:31 65.2	3/11/2014 14:01 67.2	8/11/2014 8:31 67.6	13/11/2014 15:01 65.1	19/11/2014 9:31 68.8	24/11/2014 16:01 70.1	29/10/2014 8:01 64.9	3/11/2014 14:31 66.3	8/11/2014 9:01 67.6	13/11/2014 15:31 65.5	19/11/2014 10:01 67.9	24/11/2014 16:31 70.0	29/10/2014 8:31 65.4	3/11/2014 15:01 65.8	8/11/2014 9:31 67.7	13/11/2014 16:01 66.2	19/11/2014 10:31 67.3	24/11/2014 17:01 70.1	29/10/2014 9:01 66.5	3/11/2014 15:31 65.9	8/11/2014 10:01 67.5	13/11/2014 16:31 66.5	19/11/2014 11:01 67.0	24/11/2014 17:31 66.9	29/10/2014 9:31 67.2	3/11/2014 16:01 66.7	8/11/2014 10:31 67.6	13/11/2014 17:01 66.3	19/11/2014 11:31 65.7	24/11/2014 18:01 64.5	29/10/2014 10:01 69.9	3/11/2014 16:31 67.8	8/11/2014 11:01 67.8	13/11/2014 17:31 64.7	19/11/2014 12:01 65.5	24/11/2014 18:31 64.3	29/10/2014 10:31 68.0	3/11/2014 17:01 65.9	8/11/2014 11:31 66.9	13/11/2014 18:01 63.6	19/11/2014 12:31 65.1	25/11/2014 7:01 64.9	29/10/2014 11:01 67.6	3/11/2014 17:31 65.6	8/11/2014 12:01 65.6	13/11/2014 18:31 63.6	19/11/2014 13:01 66.8	25/11/2014 7:31 65.6	29/10/2014 11:31 68.3	3/11/2014 18:01 64.5	8/11/2014 12:31 64.6	14/11/2014 7:01 64.9	19/11/2014 13:31 67.9	25/11/2014 8:01 67.8	29/10/2014 12:01 66.2	3/11/2014 18:31 64.3	8/11/2014 13:01 66.3	14/11/2014 7:31 66.1	19/11/2014 14:01 66.6	25/11/2014 8:31 69.8	29/10/2014 12:31 65.4	4/11/2014 7:01 64.2	8/11/2014 13:31 66.9	14/11/2014 8:01 65.7	19/11/2014 14:31 67.1	25/11/2014 9:01 69.8	29/10/2014 13:01 68.9	4/11/2014 7:31 65.2	8/11/2014 14:01 67.2	14/11/2014 8:31 67.0	19/11/2014 15:01 66.8	25/11/2014 9:31 69.5	29/10/2014 13:31 68.8	4/11/2014 8:01 65.1	8/11/2014 14:31 67.8	14/11/2014 9:01 67.0	19/11/2014 15:31 67.3	25/11/2014 10:01 69.9	29/10/2014 14:01 67.8	4/11/2014 8:31 65.6	8/11/2014 15:01 66.1	14/11/2014 9:31 67.2	19/11/2014 16:01 67.6	25/11/2014 10:31 69.0	29/10/2014 14:31 68.2	4/11/2014 9:01 66.1	8/11/2014 15:31 65.4	14/11/2014 10:01 69.6	19/11/2014 16:31 67.8	25/11/2014 11:01 66.4	29/10/2014 15:01 69.0	4/11/2014 9:31 66.5	8/11/2014 16:01 66.4	14/11/2014 10:31 67.4	19/11/2014 17:01 67.2	25/11/2014 11:31 65.6	29/10/2014 15:31 68.4	4/11/2014 10:01 66.8	8/11/2014 16:31 66.9	14/11/2014 11:01 67.2	19/11/2014 17:31 64.4	25/11/2014 12:01 65.1	29/10/2014 16:01 67.5	4/11/2014 10:31 67.1	8/11/2014 17:01 65.8	14/11/2014 11:31 66.4	19/11/2014 18:01 64.2	25/11/2014 12:31 65.2	29/10/2014 16:31 66.8	4/11/2014 11:01 66.9	8/11/2014 17:31 65.7	14/11/2014 12:01 65.6	19/11/2014 18:31 63.3	25/11/2014 13:01 66.4	29/10/2014 17:01 66.4	4/11/2014 11:31 66.2	8/11/2014 18:01 66.1	14/11/2014 12:31 64.8	20/11/2014 7:01 64.7	25/11/2014 13:31 67.5	29/10/2014 17:31 65.0	4/11/2014 12:01 65.8	8/11/2014 18:31 65.3	14/11/2014 13:01 67.0	20/11/2014 7:31 65.3	25/11/2014 14:01 66.9	29/10/2014 18:01 64.9	4/11/2014 12:31 66.0	10/11/2014 7:01 65.0	14/11/2014 13:31 66.9	20/11/2014 8:01 68.4	25/11/2014 14:31 66.6	29/10/2014 18:31 64.7	4/11/2014 13:01 66.9	10/11/2014 7:31 66.1	14/11/2014 14:01 66.4	20/11/2014 8:31 67.3	25/11/2014 15:01 66.5	30/10/2014 7:01 64.4	4/11/2014 13:31 67.0	10/11/2014 8:01 65.1	14/11/2014 14:31 67.8	20/11/2014 9:01 67.9	25/11/2014 15:31 66.8	30/10/2014 7:31 65.3	4/11/2014 14:01 66.9	10/11/2014 8:31 66.9	14/11/2014 15:01 67.4	20/11/2014 9:31 67.7	25/11/2014 16:01 67.5	30/10/2014 8:01 65.2	4/11/2014 14:31 66.7	10/11/2014 9:01 67.5	14/11/2014 15:31 65.9	20/11/2014 10:01 67.8	25/11/2014 16:31 67.9	30/10/2014 8:31 65.6	4/11/2014 15:01 66.1	10/11/2014 9:31 66.3	14/11/2014 16:01 68.2	20/11/2014 10:31 68.2	25/11/2014 17:01 68.1	30/10/2014 9:01 65.9	4/11/2014 15:31 65.3	10/11/2014 10:01 66.9	14/11/2014 16:31 67.5	20/11/2014 11:01 68.2	25/11/2014 17:31 67.8	30/10/2014 9:31 66.4	4/11/2014 16:01 65.2	10/11/2014 10:31 68.9	14/11/2014 17:01 68.4	20/11/2014 11:31 66.5	25/11/2014 18:01 67.9	30/10/2014 10:01 67.3	4/11/2014 16:31 65.4	10/11/2014 11:01 69.2	14/11/2014 17:31 64.7	20/11/2014 12:01 65.1	25/11/2014 18:31 65.0	30/10/2014 10:31 69.1	4/11/2014 17:01 65.2	10/11/2014 11:31 55.8	14/11/2014 18:01 64.2	20/11/2014 12:31 65.5	26/11/2014 7:01 64.4	30/10/2014 11:01 68.2	4/11/2014 17:31 64.0	10/11/2014 12:01 72.2	14/11/2014 18:31 64.0	20/11/2014 13:01 67.7	26/11/2014 7:31 65.2	30/10/2014 11:31 66.3	4/11/2014 18:01 63.7	10/11/2014 12:31 68.6	15/11/2014 7:01 63.3	20/11/2014 13:31 67.9	26/11/2014 8:01 66.4	30/10/2014 12:01 67.0	4/11/2014 18:31 63.9	10/11/2014 13:01 68.2	15/11/2014 7:31 64.0	20/11/2014 14:01 68.0	26/11/2014 8:31 68.8	30/10/2014 12:31 65.7	5/11/2014 7:01 64.3	10/11/2014 13:31 68.3	15/11/2014 8:01 64.8	20/11/2014 14:31 67.7	26/11/2014 9:01 68.7	30/10/2014 13:01 67.2	5/11/2014 7:31 65.2	10/11/2014 14:01 67.6	15/11/2014 8:31 65.5	20/11/2014 15:01 67.2	26/11/2014 9:31 68.8	30/10/2014 13:31 67.1	5/11/2014 8:01 64.8	10/11/2014 14:31 66.1	15/11/2014 9:01 66.1	20/11/2014 15:31 66.4	26/11/2014 10:01 68.2	30/10/2014 14:01 66.8	5/11/2014 8:31 65.9	10/11/2014 15:01 66.3	15/11/2014 9:31 66.5	20/11/2014 16:01 67.8	26/11/2014 10:31 69.1	30/10/2014 14:31 66.5	5/11/2014 9:01 66.4	10/11/2014 15:31 67.2	15/11/2014 10:01 65.5	20/11/2014 16:31 68.4	26/11/2014 11:01 68.5	30/10/2014 15:01 67.6	5/11/2014 9:31 66.3	10/11/2014 16:01 72.0	15/11/2014 10:31 65.9	20/11/2014 17:01 68.8	26/11/2014 11:31 67.3	30/10/2014 15:31 67.7	5/11/2014 10:01 66.1	10/11/2014 16:31 67.3	15/11/2014 11:01 65.8	20/11/2014 17:31 67.8	26/11/2014 12:01 65.7	30/10/2014 16:01 67.6	5/11/2014 10:31 66.3	10/11/2014 17:01 66.3	15/11/2014 11:31 64.9	20/11/2014 18:01 68.4	26/11/2014 12:31 65.8	30/10/2014 16:31 67.2	5/11/2014 11:01 65.7	10/11/2014 17:31 65.1	15/11/2014 12:01 64.7	20/11/2014 18:31 65.5	26/11/2014 13:01 69.2	30/10/2014 17:01 67.6	5/11/2014 11:31 65.7	10/11/2014 18:01 65.2	15/11/2014 12:31 64.6	21/11/2014 7:01 64.6	26/11/2014 13:31 67.6	30/10/2014 17:31 65.5	5/11/2014 12:01 64.3	10/11/2014 18:31 65.4	15/11/2014 13:01 65.2	21/11/2014 7:31 65.5	26/11/2014 14:01 68.2	30/10/2014 18:01 64.7	5/11/2014 12:31 63.8	11/11/2014 7:01 64.9	15/11/2014 13:31 65.9	21/11/2014 8:01 66.7	26/11/2014 14:31 68.1	30/10/2014 18:31 65.4	5/11/2014 13:01 66.3	11/11/2014 7:31 65.3	15/11/2014 14:01 65.5	21/11/2014 8:31 69.0	26/11/2014 15:01 67.9	31/10/2014 7:01 64.5	5/11/2014 13:31 66.9	11/11/2014 8:01 64.8	15/11/2014 14:31 65.7	21/11/2014 9:01 69.1	26/11/2014 15:31 67.5	31/10/2014 7:31 65.1	5/11/2014 14:01 66																																										
28/10/2014 9:31 66.8	1/11/2014 16:01 70.5	7/11/2014 10:31 66.1	12/11/2014 17:01 68.6	18/11/2014 11:31 65.9	22/11/2014 18:01 64.7	28/10/2014 10:01 66.6	1/11/2014 16:31 69.0	7/11/2014 11:01 66.7	12/11/2014 17:31 66.1	18/11/2014 12:01 65.0	22/11/2014 18:31 65.3	28/10/2014 10:31 66.5	1/11/2014 17:01 70.8	7/11/2014 11:31 65.0	12/11/2014 18:01 65.3	18/11/2014 12:31 64.9	24/11/2014 7:01 64.6	28/10/2014 11:01 66.6	1/11/2014 17:31 64.8	7/11/2014 12:01 64.1	12/11/2014 18:31 64.9	18/11/2014 13:01 66.6	24/11/2014 7:31 65.8	28/10/2014 11:31 66.7	1/11/2014 18:01 63.9	7/11/2014 12:31 64.0	13/11/2014 7:01 64.8	18/11/2014 13:31 66.9	24/11/2014 8:01 67.2	28/10/2014 12:01 66.9	1/11/2014 18:31 63.9	7/11/2014 13:01 68.6	13/11/2014 7:31 65.8	18/11/2014 14:01 66.9	24/11/2014 8:31 68.2	28/10/2014 12:31 66.8	3/11/2014 7:01 64.3	7/11/2014 13:31 68.6	13/11/2014 8:01 65.9	18/11/2014 14:31 69.0	24/11/2014 9:01 69.6	28/10/2014 13:01 67.2	3/11/2014 7:31 65.0	7/11/2014 14:01 68.8	13/11/2014 8:31 68.7	18/11/2014 15:01 69.6	24/11/2014 9:31 69.9	28/10/2014 13:31 66.8	3/11/2014 8:01 65.4	7/11/2014 14:31 68.6	13/11/2014 9:01 69.5	18/11/2014 15:31 67.5	24/11/2014 10:01 69.6	28/10/2014 14:01 66.7	3/11/2014 8:31 65.8	7/11/2014 15:01 66.8	13/11/2014 9:31 68.8	18/11/2014 16:01 67.9	24/11/2014 10:31 69.7	28/10/2014 14:31 66.5	3/11/2014 9:01 66.4	7/11/2014 15:31 68.2	13/11/2014 10:01 68.8	18/11/2014 16:31 67.6	24/11/2014 11:01 70.0	28/10/2014 15:01 68.5	3/11/2014 9:31 66.9	7/11/2014 16:01 69.3	13/11/2014 10:31 66.4	18/11/2014 17:01 65.8	24/11/2014 11:31 68.4	28/10/2014 15:31 66.9	3/11/2014 10:01 67.2	7/11/2014 16:31 67.1	13/11/2014 11:01 64.8	18/11/2014 17:31 64.2	24/11/2014 12:01 65.7	28/10/2014 16:01 66.9	3/11/2014 10:31 67.2	7/11/2014 17:01 66.5	13/11/2014 11:31 65.0	18/11/2014 18:01 64.7	24/11/2014 12:31 65.1	28/10/2014 16:31 66.7	3/11/2014 11:01 66.9	7/11/2014 17:31 64.7	13/11/2014 12:01 63.9	18/11/2014 18:31 64.3	24/11/2014 13:01 69.0	28/10/2014 17:01 67.6	3/11/2014 11:31 66.5	7/11/2014 18:01 63.8	13/11/2014 12:31 64.8	19/11/2014 7:01 64.4	24/11/2014 13:31 69.9	28/10/2014 17:31 65.8	3/11/2014 12:01 65.1	7/11/2014 18:31 63.8	13/11/2014 13:01 67.4	19/11/2014 7:31 66.1	24/11/2014 14:01 69.7	28/10/2014 18:01 65.3	3/11/2014 12:31 65.0	8/11/2014 7:01 66.1	13/11/2014 13:31 68.4	19/11/2014 8:01 64.9	24/11/2014 14:31 69.9	28/10/2014 18:31 64.7	3/11/2014 13:01 67.4	8/11/2014 7:31 66.1	13/11/2014 14:01 68.3	19/11/2014 8:31 65.6	24/11/2014 15:01 68.6	29/10/2014 7:01 64.4	3/11/2014 13:31 67.6	8/11/2014 8:01 67.1	13/11/2014 14:31 66.1	19/11/2014 9:01 68.3	24/11/2014 15:31 69.6	29/10/2014 7:31 65.2	3/11/2014 14:01 67.2	8/11/2014 8:31 67.6	13/11/2014 15:01 65.1	19/11/2014 9:31 68.8	24/11/2014 16:01 70.1	29/10/2014 8:01 64.9	3/11/2014 14:31 66.3	8/11/2014 9:01 67.6	13/11/2014 15:31 65.5	19/11/2014 10:01 67.9	24/11/2014 16:31 70.0	29/10/2014 8:31 65.4	3/11/2014 15:01 65.8	8/11/2014 9:31 67.7	13/11/2014 16:01 66.2	19/11/2014 10:31 67.3	24/11/2014 17:01 70.1	29/10/2014 9:01 66.5	3/11/2014 15:31 65.9	8/11/2014 10:01 67.5	13/11/2014 16:31 66.5	19/11/2014 11:01 67.0	24/11/2014 17:31 66.9	29/10/2014 9:31 67.2	3/11/2014 16:01 66.7	8/11/2014 10:31 67.6	13/11/2014 17:01 66.3	19/11/2014 11:31 65.7	24/11/2014 18:01 64.5	29/10/2014 10:01 69.9	3/11/2014 16:31 67.8	8/11/2014 11:01 67.8	13/11/2014 17:31 64.7	19/11/2014 12:01 65.5	24/11/2014 18:31 64.3	29/10/2014 10:31 68.0	3/11/2014 17:01 65.9	8/11/2014 11:31 66.9	13/11/2014 18:01 63.6	19/11/2014 12:31 65.1	25/11/2014 7:01 64.9	29/10/2014 11:01 67.6	3/11/2014 17:31 65.6	8/11/2014 12:01 65.6	13/11/2014 18:31 63.6	19/11/2014 13:01 66.8	25/11/2014 7:31 65.6	29/10/2014 11:31 68.3	3/11/2014 18:01 64.5	8/11/2014 12:31 64.6	14/11/2014 7:01 64.9	19/11/2014 13:31 67.9	25/11/2014 8:01 67.8	29/10/2014 12:01 66.2	3/11/2014 18:31 64.3	8/11/2014 13:01 66.3	14/11/2014 7:31 66.1	19/11/2014 14:01 66.6	25/11/2014 8:31 69.8	29/10/2014 12:31 65.4	4/11/2014 7:01 64.2	8/11/2014 13:31 66.9	14/11/2014 8:01 65.7	19/11/2014 14:31 67.1	25/11/2014 9:01 69.8	29/10/2014 13:01 68.9	4/11/2014 7:31 65.2	8/11/2014 14:01 67.2	14/11/2014 8:31 67.0	19/11/2014 15:01 66.8	25/11/2014 9:31 69.5	29/10/2014 13:31 68.8	4/11/2014 8:01 65.1	8/11/2014 14:31 67.8	14/11/2014 9:01 67.0	19/11/2014 15:31 67.3	25/11/2014 10:01 69.9	29/10/2014 14:01 67.8	4/11/2014 8:31 65.6	8/11/2014 15:01 66.1	14/11/2014 9:31 67.2	19/11/2014 16:01 67.6	25/11/2014 10:31 69.0	29/10/2014 14:31 68.2	4/11/2014 9:01 66.1	8/11/2014 15:31 65.4	14/11/2014 10:01 69.6	19/11/2014 16:31 67.8	25/11/2014 11:01 66.4	29/10/2014 15:01 69.0	4/11/2014 9:31 66.5	8/11/2014 16:01 66.4	14/11/2014 10:31 67.4	19/11/2014 17:01 67.2	25/11/2014 11:31 65.6	29/10/2014 15:31 68.4	4/11/2014 10:01 66.8	8/11/2014 16:31 66.9	14/11/2014 11:01 67.2	19/11/2014 17:31 64.4	25/11/2014 12:01 65.1	29/10/2014 16:01 67.5	4/11/2014 10:31 67.1	8/11/2014 17:01 65.8	14/11/2014 11:31 66.4	19/11/2014 18:01 64.2	25/11/2014 12:31 65.2	29/10/2014 16:31 66.8	4/11/2014 11:01 66.9	8/11/2014 17:31 65.7	14/11/2014 12:01 65.6	19/11/2014 18:31 63.3	25/11/2014 13:01 66.4	29/10/2014 17:01 66.4	4/11/2014 11:31 66.2	8/11/2014 18:01 66.1	14/11/2014 12:31 64.8	20/11/2014 7:01 64.7	25/11/2014 13:31 67.5	29/10/2014 17:31 65.0	4/11/2014 12:01 65.8	8/11/2014 18:31 65.3	14/11/2014 13:01 67.0	20/11/2014 7:31 65.3	25/11/2014 14:01 66.9	29/10/2014 18:01 64.9	4/11/2014 12:31 66.0	10/11/2014 7:01 65.0	14/11/2014 13:31 66.9	20/11/2014 8:01 68.4	25/11/2014 14:31 66.6	29/10/2014 18:31 64.7	4/11/2014 13:01 66.9	10/11/2014 7:31 66.1	14/11/2014 14:01 66.4	20/11/2014 8:31 67.3	25/11/2014 15:01 66.5	30/10/2014 7:01 64.4	4/11/2014 13:31 67.0	10/11/2014 8:01 65.1	14/11/2014 14:31 67.8	20/11/2014 9:01 67.9	25/11/2014 15:31 66.8	30/10/2014 7:31 65.3	4/11/2014 14:01 66.9	10/11/2014 8:31 66.9	14/11/2014 15:01 67.4	20/11/2014 9:31 67.7	25/11/2014 16:01 67.5	30/10/2014 8:01 65.2	4/11/2014 14:31 66.7	10/11/2014 9:01 67.5	14/11/2014 15:31 65.9	20/11/2014 10:01 67.8	25/11/2014 16:31 67.9	30/10/2014 8:31 65.6	4/11/2014 15:01 66.1	10/11/2014 9:31 66.3	14/11/2014 16:01 68.2	20/11/2014 10:31 68.2	25/11/2014 17:01 68.1	30/10/2014 9:01 65.9	4/11/2014 15:31 65.3	10/11/2014 10:01 66.9	14/11/2014 16:31 67.5	20/11/2014 11:01 68.2	25/11/2014 17:31 67.8	30/10/2014 9:31 66.4	4/11/2014 16:01 65.2	10/11/2014 10:31 68.9	14/11/2014 17:01 68.4	20/11/2014 11:31 66.5	25/11/2014 18:01 67.9	30/10/2014 10:01 67.3	4/11/2014 16:31 65.4	10/11/2014 11:01 69.2	14/11/2014 17:31 64.7	20/11/2014 12:01 65.1	25/11/2014 18:31 65.0	30/10/2014 10:31 69.1	4/11/2014 17:01 65.2	10/11/2014 11:31 55.8	14/11/2014 18:01 64.2	20/11/2014 12:31 65.5	26/11/2014 7:01 64.4	30/10/2014 11:01 68.2	4/11/2014 17:31 64.0	10/11/2014 12:01 72.2	14/11/2014 18:31 64.0	20/11/2014 13:01 67.7	26/11/2014 7:31 65.2	30/10/2014 11:31 66.3	4/11/2014 18:01 63.7	10/11/2014 12:31 68.6	15/11/2014 7:01 63.3	20/11/2014 13:31 67.9	26/11/2014 8:01 66.4	30/10/2014 12:01 67.0	4/11/2014 18:31 63.9	10/11/2014 13:01 68.2	15/11/2014 7:31 64.0	20/11/2014 14:01 68.0	26/11/2014 8:31 68.8	30/10/2014 12:31 65.7	5/11/2014 7:01 64.3	10/11/2014 13:31 68.3	15/11/2014 8:01 64.8	20/11/2014 14:31 67.7	26/11/2014 9:01 68.7	30/10/2014 13:01 67.2	5/11/2014 7:31 65.2	10/11/2014 14:01 67.6	15/11/2014 8:31 65.5	20/11/2014 15:01 67.2	26/11/2014 9:31 68.8	30/10/2014 13:31 67.1	5/11/2014 8:01 64.8	10/11/2014 14:31 66.1	15/11/2014 9:01 66.1	20/11/2014 15:31 66.4	26/11/2014 10:01 68.2	30/10/2014 14:01 66.8	5/11/2014 8:31 65.9	10/11/2014 15:01 66.3	15/11/2014 9:31 66.5	20/11/2014 16:01 67.8	26/11/2014 10:31 69.1	30/10/2014 14:31 66.5	5/11/2014 9:01 66.4	10/11/2014 15:31 67.2	15/11/2014 10:01 65.5	20/11/2014 16:31 68.4	26/11/2014 11:01 68.5	30/10/2014 15:01 67.6	5/11/2014 9:31 66.3	10/11/2014 16:01 72.0	15/11/2014 10:31 65.9	20/11/2014 17:01 68.8	26/11/2014 11:31 67.3	30/10/2014 15:31 67.7	5/11/2014 10:01 66.1	10/11/2014 16:31 67.3	15/11/2014 11:01 65.8	20/11/2014 17:31 67.8	26/11/2014 12:01 65.7	30/10/2014 16:01 67.6	5/11/2014 10:31 66.3	10/11/2014 17:01 66.3	15/11/2014 11:31 64.9	20/11/2014 18:01 68.4	26/11/2014 12:31 65.8	30/10/2014 16:31 67.2	5/11/2014 11:01 65.7	10/11/2014 17:31 65.1	15/11/2014 12:01 64.7	20/11/2014 18:31 65.5	26/11/2014 13:01 69.2	30/10/2014 17:01 67.6	5/11/2014 11:31 65.7	10/11/2014 18:01 65.2	15/11/2014 12:31 64.6	21/11/2014 7:01 64.6	26/11/2014 13:31 67.6	30/10/2014 17:31 65.5	5/11/2014 12:01 64.3	10/11/2014 18:31 65.4	15/11/2014 13:01 65.2	21/11/2014 7:31 65.5	26/11/2014 14:01 68.2	30/10/2014 18:01 64.7	5/11/2014 12:31 63.8	11/11/2014 7:01 64.9	15/11/2014 13:31 65.9	21/11/2014 8:01 66.7	26/11/2014 14:31 68.1	30/10/2014 18:31 65.4	5/11/2014 13:01 66.3	11/11/2014 7:31 65.3	15/11/2014 14:01 65.5	21/11/2014 8:31 69.0	26/11/2014 15:01 67.9	31/10/2014 7:01 64.5	5/11/2014 13:31 66.9	11/11/2014 8:01 64.8	15/11/2014 14:31 65.7	21/11/2014 9:01 69.1	26/11/2014 15:31 67.5	31/10/2014 7:31 65.1	5/11/2014 14:01 66																																																
28/10/2014 10:01 66.6	1/11/2014 16:31 69.0	7/11/2014 11:01 66.7	12/11/2014 17:31 66.1	18/11/2014 12:01 65.0	22/11/2014 18:31 65.3	28/10/2014 10:31 66.5	1/11/2014 17:01 70.8	7/11/2014 11:31 65.0	12/11/2014 18:01 65.3	18/11/2014 12:31 64.9	24/11/2014 7:01 64.6	28/10/2014 11:01 66.6	1/11/2014 17:31 64.8	7/11/2014 12:01 64.1	12/11/2014 18:31 64.9	18/11/2014 13:01 66.6	24/11/2014 7:31 65.8	28/10/2014 11:31 66.7	1/11/2014 18:01 63.9	7/11/2014 12:31 64.0	13/11/2014 7:01 64.8	18/11/2014 13:31 66.9	24/11/2014 8:01 67.2	28/10/2014 12:01 66.9	1/11/2014 18:31 63.9	7/11/2014 13:01 68.6	13/11/2014 7:31 65.8	18/11/2014 14:01 66.9	24/11/2014 8:31 68.2	28/10/2014 12:31 66.8	3/11/2014 7:01 64.3	7/11/2014 13:31 68.6	13/11/2014 8:01 65.9	18/11/2014 14:31 69.0	24/11/2014 9:01 69.6	28/10/2014 13:01 67.2	3/11/2014 7:31 65.0	7/11/2014 14:01 68.8	13/11/2014 8:31 68.7	18/11/2014 15:01 69.6	24/11/2014 9:31 69.9	28/10/2014 13:31 66.8	3/11/2014 8:01 65.4	7/11/2014 14:31 68.6	13/11/2014 9:01 69.5	18/11/2014 15:31 67.5	24/11/2014 10:01 69.6	28/10/2014 14:01 66.7	3/11/2014 8:31 65.8	7/11/2014 15:01 66.8	13/11/2014 9:31 68.8	18/11/2014 16:01 67.9	24/11/2014 10:31 69.7	28/10/2014 14:31 66.5	3/11/2014 9:01 66.4	7/11/2014 15:31 68.2	13/11/2014 10:01 68.8	18/11/2014 16:31 67.6	24/11/2014 11:01 70.0	28/10/2014 15:01 68.5	3/11/2014 9:31 66.9	7/11/2014 16:01 69.3	13/11/2014 10:31 66.4	18/11/2014 17:01 65.8	24/11/2014 11:31 68.4	28/10/2014 15:31 66.9	3/11/2014 10:01 67.2	7/11/2014 16:31 67.1	13/11/2014 11:01 64.8	18/11/2014 17:31 64.2	24/11/2014 12:01 65.7	28/10/2014 16:01 66.9	3/11/2014 10:31 67.2	7/11/2014 17:01 66.5	13/11/2014 11:31 65.0	18/11/2014 18:01 64.7	24/11/2014 12:31 65.1	28/10/2014 16:31 66.7	3/11/2014 11:01 66.9	7/11/2014 17:31 64.7	13/11/2014 12:01 63.9	18/11/2014 18:31 64.3	24/11/2014 13:01 69.0	28/10/2014 17:01 67.6	3/11/2014 11:31 66.5	7/11/2014 18:01 63.8	13/11/2014 12:31 64.8	19/11/2014 7:01 64.4	24/11/2014 13:31 69.9	28/10/2014 17:31 65.8	3/11/2014 12:01 65.1	7/11/2014 18:31 63.8	13/11/2014 13:01 67.4	19/11/2014 7:31 66.1	24/11/2014 14:01 69.7	28/10/2014 18:01 65.3	3/11/2014 12:31 65.0	8/11/2014 7:01 66.1	13/11/2014 13:31 68.4	19/11/2014 8:01 64.9	24/11/2014 14:31 69.9	28/10/2014 18:31 64.7	3/11/2014 13:01 67.4	8/11/2014 7:31 66.1	13/11/2014 14:01 68.3	19/11/2014 8:31 65.6	24/11/2014 15:01 68.6	29/10/2014 7:01 64.4	3/11/2014 13:31 67.6	8/11/2014 8:01 67.1	13/11/2014 14:31 66.1	19/11/2014 9:01 68.3	24/11/2014 15:31 69.6	29/10/2014 7:31 65.2	3/11/2014 14:01 67.2	8/11/2014 8:31 67.6	13/11/2014 15:01 65.1	19/11/2014 9:31 68.8	24/11/2014 16:01 70.1	29/10/2014 8:01 64.9	3/11/2014 14:31 66.3	8/11/2014 9:01 67.6	13/11/2014 15:31 65.5	19/11/2014 10:01 67.9	24/11/2014 16:31 70.0	29/10/2014 8:31 65.4	3/11/2014 15:01 65.8	8/11/2014 9:31 67.7	13/11/2014 16:01 66.2	19/11/2014 10:31 67.3	24/11/2014 17:01 70.1	29/10/2014 9:01 66.5	3/11/2014 15:31 65.9	8/11/2014 10:01 67.5	13/11/2014 16:31 66.5	19/11/2014 11:01 67.0	24/11/2014 17:31 66.9	29/10/2014 9:31 67.2	3/11/2014 16:01 66.7	8/11/2014 10:31 67.6	13/11/2014 17:01 66.3	19/11/2014 11:31 65.7	24/11/2014 18:01 64.5	29/10/2014 10:01 69.9	3/11/2014 16:31 67.8	8/11/2014 11:01 67.8	13/11/2014 17:31 64.7	19/11/2014 12:01 65.5	24/11/2014 18:31 64.3	29/10/2014 10:31 68.0	3/11/2014 17:01 65.9	8/11/2014 11:31 66.9	13/11/2014 18:01 63.6	19/11/2014 12:31 65.1	25/11/2014 7:01 64.9	29/10/2014 11:01 67.6	3/11/2014 17:31 65.6	8/11/2014 12:01 65.6	13/11/2014 18:31 63.6	19/11/2014 13:01 66.8	25/11/2014 7:31 65.6	29/10/2014 11:31 68.3	3/11/2014 18:01 64.5	8/11/2014 12:31 64.6	14/11/2014 7:01 64.9	19/11/2014 13:31 67.9	25/11/2014 8:01 67.8	29/10/2014 12:01 66.2	3/11/2014 18:31 64.3	8/11/2014 13:01 66.3	14/11/2014 7:31 66.1	19/11/2014 14:01 66.6	25/11/2014 8:31 69.8	29/10/2014 12:31 65.4	4/11/2014 7:01 64.2	8/11/2014 13:31 66.9	14/11/2014 8:01 65.7	19/11/2014 14:31 67.1	25/11/2014 9:01 69.8	29/10/2014 13:01 68.9	4/11/2014 7:31 65.2	8/11/2014 14:01 67.2	14/11/2014 8:31 67.0	19/11/2014 15:01 66.8	25/11/2014 9:31 69.5	29/10/2014 13:31 68.8	4/11/2014 8:01 65.1	8/11/2014 14:31 67.8	14/11/2014 9:01 67.0	19/11/2014 15:31 67.3	25/11/2014 10:01 69.9	29/10/2014 14:01 67.8	4/11/2014 8:31 65.6	8/11/2014 15:01 66.1	14/11/2014 9:31 67.2	19/11/2014 16:01 67.6	25/11/2014 10:31 69.0	29/10/2014 14:31 68.2	4/11/2014 9:01 66.1	8/11/2014 15:31 65.4	14/11/2014 10:01 69.6	19/11/2014 16:31 67.8	25/11/2014 11:01 66.4	29/10/2014 15:01 69.0	4/11/2014 9:31 66.5	8/11/2014 16:01 66.4	14/11/2014 10:31 67.4	19/11/2014 17:01 67.2	25/11/2014 11:31 65.6	29/10/2014 15:31 68.4	4/11/2014 10:01 66.8	8/11/2014 16:31 66.9	14/11/2014 11:01 67.2	19/11/2014 17:31 64.4	25/11/2014 12:01 65.1	29/10/2014 16:01 67.5	4/11/2014 10:31 67.1	8/11/2014 17:01 65.8	14/11/2014 11:31 66.4	19/11/2014 18:01 64.2	25/11/2014 12:31 65.2	29/10/2014 16:31 66.8	4/11/2014 11:01 66.9	8/11/2014 17:31 65.7	14/11/2014 12:01 65.6	19/11/2014 18:31 63.3	25/11/2014 13:01 66.4	29/10/2014 17:01 66.4	4/11/2014 11:31 66.2	8/11/2014 18:01 66.1	14/11/2014 12:31 64.8	20/11/2014 7:01 64.7	25/11/2014 13:31 67.5	29/10/2014 17:31 65.0	4/11/2014 12:01 65.8	8/11/2014 18:31 65.3	14/11/2014 13:01 67.0	20/11/2014 7:31 65.3	25/11/2014 14:01 66.9	29/10/2014 18:01 64.9	4/11/2014 12:31 66.0	10/11/2014 7:01 65.0	14/11/2014 13:31 66.9	20/11/2014 8:01 68.4	25/11/2014 14:31 66.6	29/10/2014 18:31 64.7	4/11/2014 13:01 66.9	10/11/2014 7:31 66.1	14/11/2014 14:01 66.4	20/11/2014 8:31 67.3	25/11/2014 15:01 66.5	30/10/2014 7:01 64.4	4/11/2014 13:31 67.0	10/11/2014 8:01 65.1	14/11/2014 14:31 67.8	20/11/2014 9:01 67.9	25/11/2014 15:31 66.8	30/10/2014 7:31 65.3	4/11/2014 14:01 66.9	10/11/2014 8:31 66.9	14/11/2014 15:01 67.4	20/11/2014 9:31 67.7	25/11/2014 16:01 67.5	30/10/2014 8:01 65.2	4/11/2014 14:31 66.7	10/11/2014 9:01 67.5	14/11/2014 15:31 65.9	20/11/2014 10:01 67.8	25/11/2014 16:31 67.9	30/10/2014 8:31 65.6	4/11/2014 15:01 66.1	10/11/2014 9:31 66.3	14/11/2014 16:01 68.2	20/11/2014 10:31 68.2	25/11/2014 17:01 68.1	30/10/2014 9:01 65.9	4/11/2014 15:31 65.3	10/11/2014 10:01 66.9	14/11/2014 16:31 67.5	20/11/2014 11:01 68.2	25/11/2014 17:31 67.8	30/10/2014 9:31 66.4	4/11/2014 16:01 65.2	10/11/2014 10:31 68.9	14/11/2014 17:01 68.4	20/11/2014 11:31 66.5	25/11/2014 18:01 67.9	30/10/2014 10:01 67.3	4/11/2014 16:31 65.4	10/11/2014 11:01 69.2	14/11/2014 17:31 64.7	20/11/2014 12:01 65.1	25/11/2014 18:31 65.0	30/10/2014 10:31 69.1	4/11/2014 17:01 65.2	10/11/2014 11:31 55.8	14/11/2014 18:01 64.2	20/11/2014 12:31 65.5	26/11/2014 7:01 64.4	30/10/2014 11:01 68.2	4/11/2014 17:31 64.0	10/11/2014 12:01 72.2	14/11/2014 18:31 64.0	20/11/2014 13:01 67.7	26/11/2014 7:31 65.2	30/10/2014 11:31 66.3	4/11/2014 18:01 63.7	10/11/2014 12:31 68.6	15/11/2014 7:01 63.3	20/11/2014 13:31 67.9	26/11/2014 8:01 66.4	30/10/2014 12:01 67.0	4/11/2014 18:31 63.9	10/11/2014 13:01 68.2	15/11/2014 7:31 64.0	20/11/2014 14:01 68.0	26/11/2014 8:31 68.8	30/10/2014 12:31 65.7	5/11/2014 7:01 64.3	10/11/2014 13:31 68.3	15/11/2014 8:01 64.8	20/11/2014 14:31 67.7	26/11/2014 9:01 68.7	30/10/2014 13:01 67.2	5/11/2014 7:31 65.2	10/11/2014 14:01 67.6	15/11/2014 8:31 65.5	20/11/2014 15:01 67.2	26/11/2014 9:31 68.8	30/10/2014 13:31 67.1	5/11/2014 8:01 64.8	10/11/2014 14:31 66.1	15/11/2014 9:01 66.1	20/11/2014 15:31 66.4	26/11/2014 10:01 68.2	30/10/2014 14:01 66.8	5/11/2014 8:31 65.9	10/11/2014 15:01 66.3	15/11/2014 9:31 66.5	20/11/2014 16:01 67.8	26/11/2014 10:31 69.1	30/10/2014 14:31 66.5	5/11/2014 9:01 66.4	10/11/2014 15:31 67.2	15/11/2014 10:01 65.5	20/11/2014 16:31 68.4	26/11/2014 11:01 68.5	30/10/2014 15:01 67.6	5/11/2014 9:31 66.3	10/11/2014 16:01 72.0	15/11/2014 10:31 65.9	20/11/2014 17:01 68.8	26/11/2014 11:31 67.3	30/10/2014 15:31 67.7	5/11/2014 10:01 66.1	10/11/2014 16:31 67.3	15/11/2014 11:01 65.8	20/11/2014 17:31 67.8	26/11/2014 12:01 65.7	30/10/2014 16:01 67.6	5/11/2014 10:31 66.3	10/11/2014 17:01 66.3	15/11/2014 11:31 64.9	20/11/2014 18:01 68.4	26/11/2014 12:31 65.8	30/10/2014 16:31 67.2	5/11/2014 11:01 65.7	10/11/2014 17:31 65.1	15/11/2014 12:01 64.7	20/11/2014 18:31 65.5	26/11/2014 13:01 69.2	30/10/2014 17:01 67.6	5/11/2014 11:31 65.7	10/11/2014 18:01 65.2	15/11/2014 12:31 64.6	21/11/2014 7:01 64.6	26/11/2014 13:31 67.6	30/10/2014 17:31 65.5	5/11/2014 12:01 64.3	10/11/2014 18:31 65.4	15/11/2014 13:01 65.2	21/11/2014 7:31 65.5	26/11/2014 14:01 68.2	30/10/2014 18:01 64.7	5/11/2014 12:31 63.8	11/11/2014 7:01 64.9	15/11/2014 13:31 65.9	21/11/2014 8:01 66.7	26/11/2014 14:31 68.1	30/10/2014 18:31 65.4	5/11/2014 13:01 66.3	11/11/2014 7:31 65.3	15/11/2014 14:01 65.5	21/11/2014 8:31 69.0	26/11/2014 15:01 67.9	31/10/2014 7:01 64.5	5/11/2014 13:31 66.9	11/11/2014 8:01 64.8	15/11/2014 14:31 65.7	21/11/2014 9:01 69.1	26/11/2014 15:31 67.5	31/10/2014 7:31 65.1	5/11/2014 14:01 66																																																						
28/10/2014 10:31 66.5	1/11/2014 17:01 70.8	7/11/2014 11:31 65.0	12/11/2014 18:01 65.3	18/11/2014 12:31 64.9	24/11/2014 7:01 64.6	28/10/2014 11:01 66.6	1/11/2014 17:31 64.8	7/11/2014 12:01 64.1	12/11/2014 18:31 64.9	18/11/2014 13:01 66.6	24/11/2014 7:31 65.8	28/10/2014 11:31 66.7	1/11/2014 18:01 63.9	7/11/2014 12:31 64.0	13/11/2014 7:01 64.8	18/11/2014 13:31 66.9	24/11/2014 8:01 67.2	28/10/2014 12:01 66.9	1/11/2014 18:31 63.9	7/11/2014 13:01 68.6	13/11/2014 7:31 65.8	18/11/2014 14:01 66.9	24/11/2014 8:31 68.2	28/10/2014 12:31 66.8	3/11/2014 7:01 64.3	7/11/2014 13:31 68.6	13/11/2014 8:01 65.9	18/11/2014 14:31 69.0	24/11/2014 9:01 69.6	28/10/2014 13:01 67.2	3/11/2014 7:31 65.0	7/11/2014 14:01 68.8	13/11/2014 8:31 68.7	18/11/2014 15:01 69.6	24/11/2014 9:31 69.9	28/10/2014 13:31 66.8	3/11/2014 8:01 65.4	7/11/2014 14:31 68.6	13/11/2014 9:01 69.5	18/11/2014 15:31 67.5	24/11/2014 10:01 69.6	28/10/2014 14:01 66.7	3/11/2014 8:31 65.8	7/11/2014 15:01 66.8	13/11/2014 9:31 68.8	18/11/2014 16:01 67.9	24/11/2014 10:31 69.7	28/10/2014 14:31 66.5	3/11/2014 9:01 66.4	7/11/2014 15:31 68.2	13/11/2014 10:01 68.8	18/11/2014 16:31 67.6	24/11/2014 11:01 70.0	28/10/2014 15:01 68.5	3/11/2014 9:31 66.9	7/11/2014 16:01 69.3	13/11/2014 10:31 66.4	18/11/2014 17:01 65.8	24/11/2014 11:31 68.4	28/10/2014 15:31 66.9	3/11/2014 10:01 67.2	7/11/2014 16:31 67.1	13/11/2014 11:01 64.8	18/11/2014 17:31 64.2	24/11/2014 12:01 65.7	28/10/2014 16:01 66.9	3/11/2014 10:31 67.2	7/11/2014 17:01 66.5	13/11/2014 11:31 65.0	18/11/2014 18:01 64.7	24/11/2014 12:31 65.1	28/10/2014 16:31 66.7	3/11/2014 11:01 66.9	7/11/2014 17:31 64.7	13/11/2014 12:01 63.9	18/11/2014 18:31 64.3	24/11/2014 13:01 69.0	28/10/2014 17:01 67.6	3/11/2014 11:31 66.5	7/11/2014 18:01 63.8	13/11/2014 12:31 64.8	19/11/2014 7:01 64.4	24/11/2014 13:31 69.9	28/10/2014 17:31 65.8	3/11/2014 12:01 65.1	7/11/2014 18:31 63.8	13/11/2014 13:01 67.4	19/11/2014 7:31 66.1	24/11/2014 14:01 69.7	28/10/2014 18:01 65.3	3/11/2014 12:31 65.0	8/11/2014 7:01 66.1	13/11/2014 13:31 68.4	19/11/2014 8:01 64.9	24/11/2014 14:31 69.9	28/10/2014 18:31 64.7	3/11/2014 13:01 67.4	8/11/2014 7:31 66.1	13/11/2014 14:01 68.3	19/11/2014 8:31 65.6	24/11/2014 15:01 68.6	29/10/2014 7:01 64.4	3/11/2014 13:31 67.6	8/11/2014 8:01 67.1	13/11/2014 14:31 66.1	19/11/2014 9:01 68.3	24/11/2014 15:31 69.6	29/10/2014 7:31 65.2	3/11/2014 14:01 67.2	8/11/2014 8:31 67.6	13/11/2014 15:01 65.1	19/11/2014 9:31 68.8	24/11/2014 16:01 70.1	29/10/2014 8:01 64.9	3/11/2014 14:31 66.3	8/11/2014 9:01 67.6	13/11/2014 15:31 65.5	19/11/2014 10:01 67.9	24/11/2014 16:31 70.0	29/10/2014 8:31 65.4	3/11/2014 15:01 65.8	8/11/2014 9:31 67.7	13/11/2014 16:01 66.2	19/11/2014 10:31 67.3	24/11/2014 17:01 70.1	29/10/2014 9:01 66.5	3/11/2014 15:31 65.9	8/11/2014 10:01 67.5	13/11/2014 16:31 66.5	19/11/2014 11:01 67.0	24/11/2014 17:31 66.9	29/10/2014 9:31 67.2	3/11/2014 16:01 66.7	8/11/2014 10:31 67.6	13/11/2014 17:01 66.3	19/11/2014 11:31 65.7	24/11/2014 18:01 64.5	29/10/2014 10:01 69.9	3/11/2014 16:31 67.8	8/11/2014 11:01 67.8	13/11/2014 17:31 64.7	19/11/2014 12:01 65.5	24/11/2014 18:31 64.3	29/10/2014 10:31 68.0	3/11/2014 17:01 65.9	8/11/2014 11:31 66.9	13/11/2014 18:01 63.6	19/11/2014 12:31 65.1	25/11/2014 7:01 64.9	29/10/2014 11:01 67.6	3/11/2014 17:31 65.6	8/11/2014 12:01 65.6	13/11/2014 18:31 63.6	19/11/2014 13:01 66.8	25/11/2014 7:31 65.6	29/10/2014 11:31 68.3	3/11/2014 18:01 64.5	8/11/2014 12:31 64.6	14/11/2014 7:01 64.9	19/11/2014 13:31 67.9	25/11/2014 8:01 67.8	29/10/2014 12:01 66.2	3/11/2014 18:31 64.3	8/11/2014 13:01 66.3	14/11/2014 7:31 66.1	19/11/2014 14:01 66.6	25/11/2014 8:31 69.8	29/10/2014 12:31 65.4	4/11/2014 7:01 64.2	8/11/2014 13:31 66.9	14/11/2014 8:01 65.7	19/11/2014 14:31 67.1	25/11/2014 9:01 69.8	29/10/2014 13:01 68.9	4/11/2014 7:31 65.2	8/11/2014 14:01 67.2	14/11/2014 8:31 67.0	19/11/2014 15:01 66.8	25/11/2014 9:31 69.5	29/10/2014 13:31 68.8	4/11/2014 8:01 65.1	8/11/2014 14:31 67.8	14/11/2014 9:01 67.0	19/11/2014 15:31 67.3	25/11/2014 10:01 69.9	29/10/2014 14:01 67.8	4/11/2014 8:31 65.6	8/11/2014 15:01 66.1	14/11/2014 9:31 67.2	19/11/2014 16:01 67.6	25/11/2014 10:31 69.0	29/10/2014 14:31 68.2	4/11/2014 9:01 66.1	8/11/2014 15:31 65.4	14/11/2014 10:01 69.6	19/11/2014 16:31 67.8	25/11/2014 11:01 66.4	29/10/2014 15:01 69.0	4/11/2014 9:31 66.5	8/11/2014 16:01 66.4	14/11/2014 10:31 67.4	19/11/2014 17:01 67.2	25/11/2014 11:31 65.6	29/10/2014 15:31 68.4	4/11/2014 10:01 66.8	8/11/2014 16:31 66.9	14/11/2014 11:01 67.2	19/11/2014 17:31 64.4	25/11/2014 12:01 65.1	29/10/2014 16:01 67.5	4/11/2014 10:31 67.1	8/11/2014 17:01 65.8	14/11/2014 11:31 66.4	19/11/2014 18:01 64.2	25/11/2014 12:31 65.2	29/10/2014 16:31 66.8	4/11/2014 11:01 66.9	8/11/2014 17:31 65.7	14/11/2014 12:01 65.6	19/11/2014 18:31 63.3	25/11/2014 13:01 66.4	29/10/2014 17:01 66.4	4/11/2014 11:31 66.2	8/11/2014 18:01 66.1	14/11/2014 12:31 64.8	20/11/2014 7:01 64.7	25/11/2014 13:31 67.5	29/10/2014 17:31 65.0	4/11/2014 12:01 65.8	8/11/2014 18:31 65.3	14/11/2014 13:01 67.0	20/11/2014 7:31 65.3	25/11/2014 14:01 66.9	29/10/2014 18:01 64.9	4/11/2014 12:31 66.0	10/11/2014 7:01 65.0	14/11/2014 13:31 66.9	20/11/2014 8:01 68.4	25/11/2014 14:31 66.6	29/10/2014 18:31 64.7	4/11/2014 13:01 66.9	10/11/2014 7:31 66.1	14/11/2014 14:01 66.4	20/11/2014 8:31 67.3	25/11/2014 15:01 66.5	30/10/2014 7:01 64.4	4/11/2014 13:31 67.0	10/11/2014 8:01 65.1	14/11/2014 14:31 67.8	20/11/2014 9:01 67.9	25/11/2014 15:31 66.8	30/10/2014 7:31 65.3	4/11/2014 14:01 66.9	10/11/2014 8:31 66.9	14/11/2014 15:01 67.4	20/11/2014 9:31 67.7	25/11/2014 16:01 67.5	30/10/2014 8:01 65.2	4/11/2014 14:31 66.7	10/11/2014 9:01 67.5	14/11/2014 15:31 65.9	20/11/2014 10:01 67.8	25/11/2014 16:31 67.9	30/10/2014 8:31 65.6	4/11/2014 15:01 66.1	10/11/2014 9:31 66.3	14/11/2014 16:01 68.2	20/11/2014 10:31 68.2	25/11/2014 17:01 68.1	30/10/2014 9:01 65.9	4/11/2014 15:31 65.3	10/11/2014 10:01 66.9	14/11/2014 16:31 67.5	20/11/2014 11:01 68.2	25/11/2014 17:31 67.8	30/10/2014 9:31 66.4	4/11/2014 16:01 65.2	10/11/2014 10:31 68.9	14/11/2014 17:01 68.4	20/11/2014 11:31 66.5	25/11/2014 18:01 67.9	30/10/2014 10:01 67.3	4/11/2014 16:31 65.4	10/11/2014 11:01 69.2	14/11/2014 17:31 64.7	20/11/2014 12:01 65.1	25/11/2014 18:31 65.0	30/10/2014 10:31 69.1	4/11/2014 17:01 65.2	10/11/2014 11:31 55.8	14/11/2014 18:01 64.2	20/11/2014 12:31 65.5	26/11/2014 7:01 64.4	30/10/2014 11:01 68.2	4/11/2014 17:31 64.0	10/11/2014 12:01 72.2	14/11/2014 18:31 64.0	20/11/2014 13:01 67.7	26/11/2014 7:31 65.2	30/10/2014 11:31 66.3	4/11/2014 18:01 63.7	10/11/2014 12:31 68.6	15/11/2014 7:01 63.3	20/11/2014 13:31 67.9	26/11/2014 8:01 66.4	30/10/2014 12:01 67.0	4/11/2014 18:31 63.9	10/11/2014 13:01 68.2	15/11/2014 7:31 64.0	20/11/2014 14:01 68.0	26/11/2014 8:31 68.8	30/10/2014 12:31 65.7	5/11/2014 7:01 64.3	10/11/2014 13:31 68.3	15/11/2014 8:01 64.8	20/11/2014 14:31 67.7	26/11/2014 9:01 68.7	30/10/2014 13:01 67.2	5/11/2014 7:31 65.2	10/11/2014 14:01 67.6	15/11/2014 8:31 65.5	20/11/2014 15:01 67.2	26/11/2014 9:31 68.8	30/10/2014 13:31 67.1	5/11/2014 8:01 64.8	10/11/2014 14:31 66.1	15/11/2014 9:01 66.1	20/11/2014 15:31 66.4	26/11/2014 10:01 68.2	30/10/2014 14:01 66.8	5/11/2014 8:31 65.9	10/11/2014 15:01 66.3	15/11/2014 9:31 66.5	20/11/2014 16:01 67.8	26/11/2014 10:31 69.1	30/10/2014 14:31 66.5	5/11/2014 9:01 66.4	10/11/2014 15:31 67.2	15/11/2014 10:01 65.5	20/11/2014 16:31 68.4	26/11/2014 11:01 68.5	30/10/2014 15:01 67.6	5/11/2014 9:31 66.3	10/11/2014 16:01 72.0	15/11/2014 10:31 65.9	20/11/2014 17:01 68.8	26/11/2014 11:31 67.3	30/10/2014 15:31 67.7	5/11/2014 10:01 66.1	10/11/2014 16:31 67.3	15/11/2014 11:01 65.8	20/11/2014 17:31 67.8	26/11/2014 12:01 65.7	30/10/2014 16:01 67.6	5/11/2014 10:31 66.3	10/11/2014 17:01 66.3	15/11/2014 11:31 64.9	20/11/2014 18:01 68.4	26/11/2014 12:31 65.8	30/10/2014 16:31 67.2	5/11/2014 11:01 65.7	10/11/2014 17:31 65.1	15/11/2014 12:01 64.7	20/11/2014 18:31 65.5	26/11/2014 13:01 69.2	30/10/2014 17:01 67.6	5/11/2014 11:31 65.7	10/11/2014 18:01 65.2	15/11/2014 12:31 64.6	21/11/2014 7:01 64.6	26/11/2014 13:31 67.6	30/10/2014 17:31 65.5	5/11/2014 12:01 64.3	10/11/2014 18:31 65.4	15/11/2014 13:01 65.2	21/11/2014 7:31 65.5	26/11/2014 14:01 68.2	30/10/2014 18:01 64.7	5/11/2014 12:31 63.8	11/11/2014 7:01 64.9	15/11/2014 13:31 65.9	21/11/2014 8:01 66.7	26/11/2014 14:31 68.1	30/10/2014 18:31 65.4	5/11/2014 13:01 66.3	11/11/2014 7:31 65.3	15/11/2014 14:01 65.5	21/11/2014 8:31 69.0	26/11/2014 15:01 67.9	31/10/2014 7:01 64.5	5/11/2014 13:31 66.9	11/11/2014 8:01 64.8	15/11/2014 14:31 65.7	21/11/2014 9:01 69.1	26/11/2014 15:31 67.5	31/10/2014 7:31 65.1	5/11/2014 14:01 66																																																												
28/10/2014 11:01 66.6	1/11/2014 17:31 64.8	7/11/2014 12:01 64.1	12/11/2014 18:31 64.9	18/11/2014 13:01 66.6	24/11/2014 7:31 65.8	28/10/2014 11:31 66.7	1/11/2014 18:01 63.9	7/11/2014 12:31 64.0	13/11/2014 7:01 64.8	18/11/2014 13:31 66.9	24/11/2014 8:01 67.2	28/10/2014 12:01 66.9	1/11/2014 18:31 63.9	7/11/2014 13:01 68.6	13/11/2014 7:31 65.8	18/11/2014 14:01 66.9	24/11/2014 8:31 68.2	28/10/2014 12:31 66.8	3/11/2014 7:01 64.3	7/11/2014 13:31 68.6	13/11/2014 8:01 65.9	18/11/2014 14:31 69.0	24/11/2014 9:01 69.6	28/10/2014 13:01 67.2	3/11/2014 7:31 65.0	7/11/2014 14:01 68.8	13/11/2014 8:31 68.7	18/11/2014 15:01 69.6	24/11/2014 9:31 69.9	28/10/2014 13:31 66.8	3/11/2014 8:01 65.4	7/11/2014 14:31 68.6	13/11/2014 9:01 69.5	18/11/2014 15:31 67.5	24/11/2014 10:01 69.6	28/10/2014 14:01 66.7	3/11/2014 8:31 65.8	7/11/2014 15:01 66.8	13/11/2014 9:31 68.8	18/11/2014 16:01 67.9	24/11/2014 10:31 69.7	28/10/2014 14:31 66.5	3/11/2014 9:01 66.4	7/11/2014 15:31 68.2	13/11/2014 10:01 68.8	18/11/2014 16:31 67.6	24/11/2014 11:01 70.0	28/10/2014 15:01 68.5	3/11/2014 9:31 66.9	7/11/2014 16:01 69.3	13/11/2014 10:31 66.4	18/11/2014 17:01 65.8	24/11/2014 11:31 68.4	28/10/2014 15:31 66.9	3/11/2014 10:01 67.2	7/11/2014 16:31 67.1	13/11/2014 11:01 64.8	18/11/2014 17:31 64.2	24/11/2014 12:01 65.7	28/10/2014 16:01 66.9	3/11/2014 10:31 67.2	7/11/2014 17:01 66.5	13/11/2014 11:31 65.0	18/11/2014 18:01 64.7	24/11/2014 12:31 65.1	28/10/2014 16:31 66.7	3/11/2014 11:01 66.9	7/11/2014 17:31 64.7	13/11/2014 12:01 63.9	18/11/2014 18:31 64.3	24/11/2014 13:01 69.0	28/10/2014 17:01 67.6	3/11/2014 11:31 66.5	7/11/2014 18:01 63.8	13/11/2014 12:31 64.8	19/11/2014 7:01 64.4	24/11/2014 13:31 69.9	28/10/2014 17:31 65.8	3/11/2014 12:01 65.1	7/11/2014 18:31 63.8	13/11/2014 13:01 67.4	19/11/2014 7:31 66.1	24/11/2014 14:01 69.7	28/10/2014 18:01 65.3	3/11/2014 12:31 65.0	8/11/2014 7:01 66.1	13/11/2014 13:31 68.4	19/11/2014 8:01 64.9	24/11/2014 14:31 69.9	28/10/2014 18:31 64.7	3/11/2014 13:01 67.4	8/11/2014 7:31 66.1	13/11/2014 14:01 68.3	19/11/2014 8:31 65.6	24/11/2014 15:01 68.6	29/10/2014 7:01 64.4	3/11/2014 13:31 67.6	8/11/2014 8:01 67.1	13/11/2014 14:31 66.1	19/11/2014 9:01 68.3	24/11/2014 15:31 69.6	29/10/2014 7:31 65.2	3/11/2014 14:01 67.2	8/11/2014 8:31 67.6	13/11/2014 15:01 65.1	19/11/2014 9:31 68.8	24/11/2014 16:01 70.1	29/10/2014 8:01 64.9	3/11/2014 14:31 66.3	8/11/2014 9:01 67.6	13/11/2014 15:31 65.5	19/11/2014 10:01 67.9	24/11/2014 16:31 70.0	29/10/2014 8:31 65.4	3/11/2014 15:01 65.8	8/11/2014 9:31 67.7	13/11/2014 16:01 66.2	19/11/2014 10:31 67.3	24/11/2014 17:01 70.1	29/10/2014 9:01 66.5	3/11/2014 15:31 65.9	8/11/2014 10:01 67.5	13/11/2014 16:31 66.5	19/11/2014 11:01 67.0	24/11/2014 17:31 66.9	29/10/2014 9:31 67.2	3/11/2014 16:01 66.7	8/11/2014 10:31 67.6	13/11/2014 17:01 66.3	19/11/2014 11:31 65.7	24/11/2014 18:01 64.5	29/10/2014 10:01 69.9	3/11/2014 16:31 67.8	8/11/2014 11:01 67.8	13/11/2014 17:31 64.7	19/11/2014 12:01 65.5	24/11/2014 18:31 64.3	29/10/2014 10:31 68.0	3/11/2014 17:01 65.9	8/11/2014 11:31 66.9	13/11/2014 18:01 63.6	19/11/2014 12:31 65.1	25/11/2014 7:01 64.9	29/10/2014 11:01 67.6	3/11/2014 17:31 65.6	8/11/2014 12:01 65.6	13/11/2014 18:31 63.6	19/11/2014 13:01 66.8	25/11/2014 7:31 65.6	29/10/2014 11:31 68.3	3/11/2014 18:01 64.5	8/11/2014 12:31 64.6	14/11/2014 7:01 64.9	19/11/2014 13:31 67.9	25/11/2014 8:01 67.8	29/10/2014 12:01 66.2	3/11/2014 18:31 64.3	8/11/2014 13:01 66.3	14/11/2014 7:31 66.1	19/11/2014 14:01 66.6	25/11/2014 8:31 69.8	29/10/2014 12:31 65.4	4/11/2014 7:01 64.2	8/11/2014 13:31 66.9	14/11/2014 8:01 65.7	19/11/2014 14:31 67.1	25/11/2014 9:01 69.8	29/10/2014 13:01 68.9	4/11/2014 7:31 65.2	8/11/2014 14:01 67.2	14/11/2014 8:31 67.0	19/11/2014 15:01 66.8	25/11/2014 9:31 69.5	29/10/2014 13:31 68.8	4/11/2014 8:01 65.1	8/11/2014 14:31 67.8	14/11/2014 9:01 67.0	19/11/2014 15:31 67.3	25/11/2014 10:01 69.9	29/10/2014 14:01 67.8	4/11/2014 8:31 65.6	8/11/2014 15:01 66.1	14/11/2014 9:31 67.2	19/11/2014 16:01 67.6	25/11/2014 10:31 69.0	29/10/2014 14:31 68.2	4/11/2014 9:01 66.1	8/11/2014 15:31 65.4	14/11/2014 10:01 69.6	19/11/2014 16:31 67.8	25/11/2014 11:01 66.4	29/10/2014 15:01 69.0	4/11/2014 9:31 66.5	8/11/2014 16:01 66.4	14/11/2014 10:31 67.4	19/11/2014 17:01 67.2	25/11/2014 11:31 65.6	29/10/2014 15:31 68.4	4/11/2014 10:01 66.8	8/11/2014 16:31 66.9	14/11/2014 11:01 67.2	19/11/2014 17:31 64.4	25/11/2014 12:01 65.1	29/10/2014 16:01 67.5	4/11/2014 10:31 67.1	8/11/2014 17:01 65.8	14/11/2014 11:31 66.4	19/11/2014 18:01 64.2	25/11/2014 12:31 65.2	29/10/2014 16:31 66.8	4/11/2014 11:01 66.9	8/11/2014 17:31 65.7	14/11/2014 12:01 65.6	19/11/2014 18:31 63.3	25/11/2014 13:01 66.4	29/10/2014 17:01 66.4	4/11/2014 11:31 66.2	8/11/2014 18:01 66.1	14/11/2014 12:31 64.8	20/11/2014 7:01 64.7	25/11/2014 13:31 67.5	29/10/2014 17:31 65.0	4/11/2014 12:01 65.8	8/11/2014 18:31 65.3	14/11/2014 13:01 67.0	20/11/2014 7:31 65.3	25/11/2014 14:01 66.9	29/10/2014 18:01 64.9	4/11/2014 12:31 66.0	10/11/2014 7:01 65.0	14/11/2014 13:31 66.9	20/11/2014 8:01 68.4	25/11/2014 14:31 66.6	29/10/2014 18:31 64.7	4/11/2014 13:01 66.9	10/11/2014 7:31 66.1	14/11/2014 14:01 66.4	20/11/2014 8:31 67.3	25/11/2014 15:01 66.5	30/10/2014 7:01 64.4	4/11/2014 13:31 67.0	10/11/2014 8:01 65.1	14/11/2014 14:31 67.8	20/11/2014 9:01 67.9	25/11/2014 15:31 66.8	30/10/2014 7:31 65.3	4/11/2014 14:01 66.9	10/11/2014 8:31 66.9	14/11/2014 15:01 67.4	20/11/2014 9:31 67.7	25/11/2014 16:01 67.5	30/10/2014 8:01 65.2	4/11/2014 14:31 66.7	10/11/2014 9:01 67.5	14/11/2014 15:31 65.9	20/11/2014 10:01 67.8	25/11/2014 16:31 67.9	30/10/2014 8:31 65.6	4/11/2014 15:01 66.1	10/11/2014 9:31 66.3	14/11/2014 16:01 68.2	20/11/2014 10:31 68.2	25/11/2014 17:01 68.1	30/10/2014 9:01 65.9	4/11/2014 15:31 65.3	10/11/2014 10:01 66.9	14/11/2014 16:31 67.5	20/11/2014 11:01 68.2	25/11/2014 17:31 67.8	30/10/2014 9:31 66.4	4/11/2014 16:01 65.2	10/11/2014 10:31 68.9	14/11/2014 17:01 68.4	20/11/2014 11:31 66.5	25/11/2014 18:01 67.9	30/10/2014 10:01 67.3	4/11/2014 16:31 65.4	10/11/2014 11:01 69.2	14/11/2014 17:31 64.7	20/11/2014 12:01 65.1	25/11/2014 18:31 65.0	30/10/2014 10:31 69.1	4/11/2014 17:01 65.2	10/11/2014 11:31 55.8	14/11/2014 18:01 64.2	20/11/2014 12:31 65.5	26/11/2014 7:01 64.4	30/10/2014 11:01 68.2	4/11/2014 17:31 64.0	10/11/2014 12:01 72.2	14/11/2014 18:31 64.0	20/11/2014 13:01 67.7	26/11/2014 7:31 65.2	30/10/2014 11:31 66.3	4/11/2014 18:01 63.7	10/11/2014 12:31 68.6	15/11/2014 7:01 63.3	20/11/2014 13:31 67.9	26/11/2014 8:01 66.4	30/10/2014 12:01 67.0	4/11/2014 18:31 63.9	10/11/2014 13:01 68.2	15/11/2014 7:31 64.0	20/11/2014 14:01 68.0	26/11/2014 8:31 68.8	30/10/2014 12:31 65.7	5/11/2014 7:01 64.3	10/11/2014 13:31 68.3	15/11/2014 8:01 64.8	20/11/2014 14:31 67.7	26/11/2014 9:01 68.7	30/10/2014 13:01 67.2	5/11/2014 7:31 65.2	10/11/2014 14:01 67.6	15/11/2014 8:31 65.5	20/11/2014 15:01 67.2	26/11/2014 9:31 68.8	30/10/2014 13:31 67.1	5/11/2014 8:01 64.8	10/11/2014 14:31 66.1	15/11/2014 9:01 66.1	20/11/2014 15:31 66.4	26/11/2014 10:01 68.2	30/10/2014 14:01 66.8	5/11/2014 8:31 65.9	10/11/2014 15:01 66.3	15/11/2014 9:31 66.5	20/11/2014 16:01 67.8	26/11/2014 10:31 69.1	30/10/2014 14:31 66.5	5/11/2014 9:01 66.4	10/11/2014 15:31 67.2	15/11/2014 10:01 65.5	20/11/2014 16:31 68.4	26/11/2014 11:01 68.5	30/10/2014 15:01 67.6	5/11/2014 9:31 66.3	10/11/2014 16:01 72.0	15/11/2014 10:31 65.9	20/11/2014 17:01 68.8	26/11/2014 11:31 67.3	30/10/2014 15:31 67.7	5/11/2014 10:01 66.1	10/11/2014 16:31 67.3	15/11/2014 11:01 65.8	20/11/2014 17:31 67.8	26/11/2014 12:01 65.7	30/10/2014 16:01 67.6	5/11/2014 10:31 66.3	10/11/2014 17:01 66.3	15/11/2014 11:31 64.9	20/11/2014 18:01 68.4	26/11/2014 12:31 65.8	30/10/2014 16:31 67.2	5/11/2014 11:01 65.7	10/11/2014 17:31 65.1	15/11/2014 12:01 64.7	20/11/2014 18:31 65.5	26/11/2014 13:01 69.2	30/10/2014 17:01 67.6	5/11/2014 11:31 65.7	10/11/2014 18:01 65.2	15/11/2014 12:31 64.6	21/11/2014 7:01 64.6	26/11/2014 13:31 67.6	30/10/2014 17:31 65.5	5/11/2014 12:01 64.3	10/11/2014 18:31 65.4	15/11/2014 13:01 65.2	21/11/2014 7:31 65.5	26/11/2014 14:01 68.2	30/10/2014 18:01 64.7	5/11/2014 12:31 63.8	11/11/2014 7:01 64.9	15/11/2014 13:31 65.9	21/11/2014 8:01 66.7	26/11/2014 14:31 68.1	30/10/2014 18:31 65.4	5/11/2014 13:01 66.3	11/11/2014 7:31 65.3	15/11/2014 14:01 65.5	21/11/2014 8:31 69.0	26/11/2014 15:01 67.9	31/10/2014 7:01 64.5	5/11/2014 13:31 66.9	11/11/2014 8:01 64.8	15/11/2014 14:31 65.7	21/11/2014 9:01 69.1	26/11/2014 15:31 67.5	31/10/2014 7:31 65.1	5/11/2014 14:01 66																																																																		
28/10/2014 11:31 66.7	1/11/2014 18:01 63.9	7/11/2014 12:31 64.0	13/11/2014 7:01 64.8	18/11/2014 13:31 66.9	24/11/2014 8:01 67.2	28/10/2014 12:01 66.9	1/11/2014 18:31 63.9	7/11/2014 13:01 68.6	13/11/2014 7:31 65.8	18/11/2014 14:01 66.9	24/11/2014 8:31 68.2	28/10/2014 12:31 66.8	3/11/2014 7:01 64.3	7/11/2014 13:31 68.6	13/11/2014 8:01 65.9	18/11/2014 14:31 69.0	24/11/2014 9:01 69.6	28/10/2014 13:01 67.2	3/11/2014 7:31 65.0	7/11/2014 14:01 68.8	13/11/2014 8:31 68.7	18/11/2014 15:01 69.6	24/11/2014 9:31 69.9	28/10/2014 13:31 66.8	3/11/2014 8:01 65.4	7/11/2014 14:31 68.6	13/11/2014 9:01 69.5	18/11/2014 15:31 67.5	24/11/2014 10:01 69.6	28/10/2014 14:01 66.7	3/11/2014 8:31 65.8	7/11/2014 15:01 66.8	13/11/2014 9:31 68.8	18/11/2014 16:01 67.9	24/11/2014 10:31 69.7	28/10/2014 14:31 66.5	3/11/2014 9:01 66.4	7/11/2014 15:31 68.2	13/11/2014 10:01 68.8	18/11/2014 16:31 67.6	24/11/2014 11:01 70.0	28/10/2014 15:01 68.5	3/11/2014 9:31 66.9	7/11/2014 16:01 69.3	13/11/2014 10:31 66.4	18/11/2014 17:01 65.8	24/11/2014 11:31 68.4	28/10/2014 15:31 66.9	3/11/2014 10:01 67.2	7/11/2014 16:31 67.1	13/11/2014 11:01 64.8	18/11/2014 17:31 64.2	24/11/2014 12:01 65.7	28/10/2014 16:01 66.9	3/11/2014 10:31 67.2	7/11/2014 17:01 66.5	13/11/2014 11:31 65.0	18/11/2014 18:01 64.7	24/11/2014 12:31 65.1	28/10/2014 16:31 66.7	3/11/2014 11:01 66.9	7/11/2014 17:31 64.7	13/11/2014 12:01 63.9	18/11/2014 18:31 64.3	24/11/2014 13:01 69.0	28/10/2014 17:01 67.6	3/11/2014 11:31 66.5	7/11/2014 18:01 63.8	13/11/2014 12:31 64.8	19/11/2014 7:01 64.4	24/11/2014 13:31 69.9	28/10/2014 17:31 65.8	3/11/2014 12:01 65.1	7/11/2014 18:31 63.8	13/11/2014 13:01 67.4	19/11/2014 7:31 66.1	24/11/2014 14:01 69.7	28/10/2014 18:01 65.3	3/11/2014 12:31 65.0	8/11/2014 7:01 66.1	13/11/2014 13:31 68.4	19/11/2014 8:01 64.9	24/11/2014 14:31 69.9	28/10/2014 18:31 64.7	3/11/2014 13:01 67.4	8/11/2014 7:31 66.1	13/11/2014 14:01 68.3	19/11/2014 8:31 65.6	24/11/2014 15:01 68.6	29/10/2014 7:01 64.4	3/11/2014 13:31 67.6	8/11/2014 8:01 67.1	13/11/2014 14:31 66.1	19/11/2014 9:01 68.3	24/11/2014 15:31 69.6	29/10/2014 7:31 65.2	3/11/2014 14:01 67.2	8/11/2014 8:31 67.6	13/11/2014 15:01 65.1	19/11/2014 9:31 68.8	24/11/2014 16:01 70.1	29/10/2014 8:01 64.9	3/11/2014 14:31 66.3	8/11/2014 9:01 67.6	13/11/2014 15:31 65.5	19/11/2014 10:01 67.9	24/11/2014 16:31 70.0	29/10/2014 8:31 65.4	3/11/2014 15:01 65.8	8/11/2014 9:31 67.7	13/11/2014 16:01 66.2	19/11/2014 10:31 67.3	24/11/2014 17:01 70.1	29/10/2014 9:01 66.5	3/11/2014 15:31 65.9	8/11/2014 10:01 67.5	13/11/2014 16:31 66.5	19/11/2014 11:01 67.0	24/11/2014 17:31 66.9	29/10/2014 9:31 67.2	3/11/2014 16:01 66.7	8/11/2014 10:31 67.6	13/11/2014 17:01 66.3	19/11/2014 11:31 65.7	24/11/2014 18:01 64.5	29/10/2014 10:01 69.9	3/11/2014 16:31 67.8	8/11/2014 11:01 67.8	13/11/2014 17:31 64.7	19/11/2014 12:01 65.5	24/11/2014 18:31 64.3	29/10/2014 10:31 68.0	3/11/2014 17:01 65.9	8/11/2014 11:31 66.9	13/11/2014 18:01 63.6	19/11/2014 12:31 65.1	25/11/2014 7:01 64.9	29/10/2014 11:01 67.6	3/11/2014 17:31 65.6	8/11/2014 12:01 65.6	13/11/2014 18:31 63.6	19/11/2014 13:01 66.8	25/11/2014 7:31 65.6	29/10/2014 11:31 68.3	3/11/2014 18:01 64.5	8/11/2014 12:31 64.6	14/11/2014 7:01 64.9	19/11/2014 13:31 67.9	25/11/2014 8:01 67.8	29/10/2014 12:01 66.2	3/11/2014 18:31 64.3	8/11/2014 13:01 66.3	14/11/2014 7:31 66.1	19/11/2014 14:01 66.6	25/11/2014 8:31 69.8	29/10/2014 12:31 65.4	4/11/2014 7:01 64.2	8/11/2014 13:31 66.9	14/11/2014 8:01 65.7	19/11/2014 14:31 67.1	25/11/2014 9:01 69.8	29/10/2014 13:01 68.9	4/11/2014 7:31 65.2	8/11/2014 14:01 67.2	14/11/2014 8:31 67.0	19/11/2014 15:01 66.8	25/11/2014 9:31 69.5	29/10/2014 13:31 68.8	4/11/2014 8:01 65.1	8/11/2014 14:31 67.8	14/11/2014 9:01 67.0	19/11/2014 15:31 67.3	25/11/2014 10:01 69.9	29/10/2014 14:01 67.8	4/11/2014 8:31 65.6	8/11/2014 15:01 66.1	14/11/2014 9:31 67.2	19/11/2014 16:01 67.6	25/11/2014 10:31 69.0	29/10/2014 14:31 68.2	4/11/2014 9:01 66.1	8/11/2014 15:31 65.4	14/11/2014 10:01 69.6	19/11/2014 16:31 67.8	25/11/2014 11:01 66.4	29/10/2014 15:01 69.0	4/11/2014 9:31 66.5	8/11/2014 16:01 66.4	14/11/2014 10:31 67.4	19/11/2014 17:01 67.2	25/11/2014 11:31 65.6	29/10/2014 15:31 68.4	4/11/2014 10:01 66.8	8/11/2014 16:31 66.9	14/11/2014 11:01 67.2	19/11/2014 17:31 64.4	25/11/2014 12:01 65.1	29/10/2014 16:01 67.5	4/11/2014 10:31 67.1	8/11/2014 17:01 65.8	14/11/2014 11:31 66.4	19/11/2014 18:01 64.2	25/11/2014 12:31 65.2	29/10/2014 16:31 66.8	4/11/2014 11:01 66.9	8/11/2014 17:31 65.7	14/11/2014 12:01 65.6	19/11/2014 18:31 63.3	25/11/2014 13:01 66.4	29/10/2014 17:01 66.4	4/11/2014 11:31 66.2	8/11/2014 18:01 66.1	14/11/2014 12:31 64.8	20/11/2014 7:01 64.7	25/11/2014 13:31 67.5	29/10/2014 17:31 65.0	4/11/2014 12:01 65.8	8/11/2014 18:31 65.3	14/11/2014 13:01 67.0	20/11/2014 7:31 65.3	25/11/2014 14:01 66.9	29/10/2014 18:01 64.9	4/11/2014 12:31 66.0	10/11/2014 7:01 65.0	14/11/2014 13:31 66.9	20/11/2014 8:01 68.4	25/11/2014 14:31 66.6	29/10/2014 18:31 64.7	4/11/2014 13:01 66.9	10/11/2014 7:31 66.1	14/11/2014 14:01 66.4	20/11/2014 8:31 67.3	25/11/2014 15:01 66.5	30/10/2014 7:01 64.4	4/11/2014 13:31 67.0	10/11/2014 8:01 65.1	14/11/2014 14:31 67.8	20/11/2014 9:01 67.9	25/11/2014 15:31 66.8	30/10/2014 7:31 65.3	4/11/2014 14:01 66.9	10/11/2014 8:31 66.9	14/11/2014 15:01 67.4	20/11/2014 9:31 67.7	25/11/2014 16:01 67.5	30/10/2014 8:01 65.2	4/11/2014 14:31 66.7	10/11/2014 9:01 67.5	14/11/2014 15:31 65.9	20/11/2014 10:01 67.8	25/11/2014 16:31 67.9	30/10/2014 8:31 65.6	4/11/2014 15:01 66.1	10/11/2014 9:31 66.3	14/11/2014 16:01 68.2	20/11/2014 10:31 68.2	25/11/2014 17:01 68.1	30/10/2014 9:01 65.9	4/11/2014 15:31 65.3	10/11/2014 10:01 66.9	14/11/2014 16:31 67.5	20/11/2014 11:01 68.2	25/11/2014 17:31 67.8	30/10/2014 9:31 66.4	4/11/2014 16:01 65.2	10/11/2014 10:31 68.9	14/11/2014 17:01 68.4	20/11/2014 11:31 66.5	25/11/2014 18:01 67.9	30/10/2014 10:01 67.3	4/11/2014 16:31 65.4	10/11/2014 11:01 69.2	14/11/2014 17:31 64.7	20/11/2014 12:01 65.1	25/11/2014 18:31 65.0	30/10/2014 10:31 69.1	4/11/2014 17:01 65.2	10/11/2014 11:31 55.8	14/11/2014 18:01 64.2	20/11/2014 12:31 65.5	26/11/2014 7:01 64.4	30/10/2014 11:01 68.2	4/11/2014 17:31 64.0	10/11/2014 12:01 72.2	14/11/2014 18:31 64.0	20/11/2014 13:01 67.7	26/11/2014 7:31 65.2	30/10/2014 11:31 66.3	4/11/2014 18:01 63.7	10/11/2014 12:31 68.6	15/11/2014 7:01 63.3	20/11/2014 13:31 67.9	26/11/2014 8:01 66.4	30/10/2014 12:01 67.0	4/11/2014 18:31 63.9	10/11/2014 13:01 68.2	15/11/2014 7:31 64.0	20/11/2014 14:01 68.0	26/11/2014 8:31 68.8	30/10/2014 12:31 65.7	5/11/2014 7:01 64.3	10/11/2014 13:31 68.3	15/11/2014 8:01 64.8	20/11/2014 14:31 67.7	26/11/2014 9:01 68.7	30/10/2014 13:01 67.2	5/11/2014 7:31 65.2	10/11/2014 14:01 67.6	15/11/2014 8:31 65.5	20/11/2014 15:01 67.2	26/11/2014 9:31 68.8	30/10/2014 13:31 67.1	5/11/2014 8:01 64.8	10/11/2014 14:31 66.1	15/11/2014 9:01 66.1	20/11/2014 15:31 66.4	26/11/2014 10:01 68.2	30/10/2014 14:01 66.8	5/11/2014 8:31 65.9	10/11/2014 15:01 66.3	15/11/2014 9:31 66.5	20/11/2014 16:01 67.8	26/11/2014 10:31 69.1	30/10/2014 14:31 66.5	5/11/2014 9:01 66.4	10/11/2014 15:31 67.2	15/11/2014 10:01 65.5	20/11/2014 16:31 68.4	26/11/2014 11:01 68.5	30/10/2014 15:01 67.6	5/11/2014 9:31 66.3	10/11/2014 16:01 72.0	15/11/2014 10:31 65.9	20/11/2014 17:01 68.8	26/11/2014 11:31 67.3	30/10/2014 15:31 67.7	5/11/2014 10:01 66.1	10/11/2014 16:31 67.3	15/11/2014 11:01 65.8	20/11/2014 17:31 67.8	26/11/2014 12:01 65.7	30/10/2014 16:01 67.6	5/11/2014 10:31 66.3	10/11/2014 17:01 66.3	15/11/2014 11:31 64.9	20/11/2014 18:01 68.4	26/11/2014 12:31 65.8	30/10/2014 16:31 67.2	5/11/2014 11:01 65.7	10/11/2014 17:31 65.1	15/11/2014 12:01 64.7	20/11/2014 18:31 65.5	26/11/2014 13:01 69.2	30/10/2014 17:01 67.6	5/11/2014 11:31 65.7	10/11/2014 18:01 65.2	15/11/2014 12:31 64.6	21/11/2014 7:01 64.6	26/11/2014 13:31 67.6	30/10/2014 17:31 65.5	5/11/2014 12:01 64.3	10/11/2014 18:31 65.4	15/11/2014 13:01 65.2	21/11/2014 7:31 65.5	26/11/2014 14:01 68.2	30/10/2014 18:01 64.7	5/11/2014 12:31 63.8	11/11/2014 7:01 64.9	15/11/2014 13:31 65.9	21/11/2014 8:01 66.7	26/11/2014 14:31 68.1	30/10/2014 18:31 65.4	5/11/2014 13:01 66.3	11/11/2014 7:31 65.3	15/11/2014 14:01 65.5	21/11/2014 8:31 69.0	26/11/2014 15:01 67.9	31/10/2014 7:01 64.5	5/11/2014 13:31 66.9	11/11/2014 8:01 64.8	15/11/2014 14:31 65.7	21/11/2014 9:01 69.1	26/11/2014 15:31 67.5	31/10/2014 7:31 65.1	5/11/2014 14:01 66																																																																								
28/10/2014 12:01 66.9	1/11/2014 18:31 63.9	7/11/2014 13:01 68.6	13/11/2014 7:31 65.8	18/11/2014 14:01 66.9	24/11/2014 8:31 68.2	28/10/2014 12:31 66.8	3/11/2014 7:01 64.3	7/11/2014 13:31 68.6	13/11/2014 8:01 65.9	18/11/2014 14:31 69.0	24/11/2014 9:01 69.6	28/10/2014 13:01 67.2	3/11/2014 7:31 65.0	7/11/2014 14:01 68.8	13/11/2014 8:31 68.7	18/11/2014 15:01 69.6	24/11/2014 9:31 69.9	28/10/2014 13:31 66.8	3/11/2014 8:01 65.4	7/11/2014 14:31 68.6	13/11/2014 9:01 69.5	18/11/2014 15:31 67.5	24/11/2014 10:01 69.6	28/10/2014 14:01 66.7	3/11/2014 8:31 65.8	7/11/2014 15:01 66.8	13/11/2014 9:31 68.8	18/11/2014 16:01 67.9	24/11/2014 10:31 69.7	28/10/2014 14:31 66.5	3/11/2014 9:01 66.4	7/11/2014 15:31 68.2	13/11/2014 10:01 68.8	18/11/2014 16:31 67.6	24/11/2014 11:01 70.0	28/10/2014 15:01 68.5	3/11/2014 9:31 66.9	7/11/2014 16:01 69.3	13/11/2014 10:31 66.4	18/11/2014 17:01 65.8	24/11/2014 11:31 68.4	28/10/2014 15:31 66.9	3/11/2014 10:01 67.2	7/11/2014 16:31 67.1	13/11/2014 11:01 64.8	18/11/2014 17:31 64.2	24/11/2014 12:01 65.7	28/10/2014 16:01 66.9	3/11/2014 10:31 67.2	7/11/2014 17:01 66.5	13/11/2014 11:31 65.0	18/11/2014 18:01 64.7	24/11/2014 12:31 65.1	28/10/2014 16:31 66.7	3/11/2014 11:01 66.9	7/11/2014 17:31 64.7	13/11/2014 12:01 63.9	18/11/2014 18:31 64.3	24/11/2014 13:01 69.0	28/10/2014 17:01 67.6	3/11/2014 11:31 66.5	7/11/2014 18:01 63.8	13/11/2014 12:31 64.8	19/11/2014 7:01 64.4	24/11/2014 13:31 69.9	28/10/2014 17:31 65.8	3/11/2014 12:01 65.1	7/11/2014 18:31 63.8	13/11/2014 13:01 67.4	19/11/2014 7:31 66.1	24/11/2014 14:01 69.7	28/10/2014 18:01 65.3	3/11/2014 12:31 65.0	8/11/2014 7:01 66.1	13/11/2014 13:31 68.4	19/11/2014 8:01 64.9	24/11/2014 14:31 69.9	28/10/2014 18:31 64.7	3/11/2014 13:01 67.4	8/11/2014 7:31 66.1	13/11/2014 14:01 68.3	19/11/2014 8:31 65.6	24/11/2014 15:01 68.6	29/10/2014 7:01 64.4	3/11/2014 13:31 67.6	8/11/2014 8:01 67.1	13/11/2014 14:31 66.1	19/11/2014 9:01 68.3	24/11/2014 15:31 69.6	29/10/2014 7:31 65.2	3/11/2014 14:01 67.2	8/11/2014 8:31 67.6	13/11/2014 15:01 65.1	19/11/2014 9:31 68.8	24/11/2014 16:01 70.1	29/10/2014 8:01 64.9	3/11/2014 14:31 66.3	8/11/2014 9:01 67.6	13/11/2014 15:31 65.5	19/11/2014 10:01 67.9	24/11/2014 16:31 70.0	29/10/2014 8:31 65.4	3/11/2014 15:01 65.8	8/11/2014 9:31 67.7	13/11/2014 16:01 66.2	19/11/2014 10:31 67.3	24/11/2014 17:01 70.1	29/10/2014 9:01 66.5	3/11/2014 15:31 65.9	8/11/2014 10:01 67.5	13/11/2014 16:31 66.5	19/11/2014 11:01 67.0	24/11/2014 17:31 66.9	29/10/2014 9:31 67.2	3/11/2014 16:01 66.7	8/11/2014 10:31 67.6	13/11/2014 17:01 66.3	19/11/2014 11:31 65.7	24/11/2014 18:01 64.5	29/10/2014 10:01 69.9	3/11/2014 16:31 67.8	8/11/2014 11:01 67.8	13/11/2014 17:31 64.7	19/11/2014 12:01 65.5	24/11/2014 18:31 64.3	29/10/2014 10:31 68.0	3/11/2014 17:01 65.9	8/11/2014 11:31 66.9	13/11/2014 18:01 63.6	19/11/2014 12:31 65.1	25/11/2014 7:01 64.9	29/10/2014 11:01 67.6	3/11/2014 17:31 65.6	8/11/2014 12:01 65.6	13/11/2014 18:31 63.6	19/11/2014 13:01 66.8	25/11/2014 7:31 65.6	29/10/2014 11:31 68.3	3/11/2014 18:01 64.5	8/11/2014 12:31 64.6	14/11/2014 7:01 64.9	19/11/2014 13:31 67.9	25/11/2014 8:01 67.8	29/10/2014 12:01 66.2	3/11/2014 18:31 64.3	8/11/2014 13:01 66.3	14/11/2014 7:31 66.1	19/11/2014 14:01 66.6	25/11/2014 8:31 69.8	29/10/2014 12:31 65.4	4/11/2014 7:01 64.2	8/11/2014 13:31 66.9	14/11/2014 8:01 65.7	19/11/2014 14:31 67.1	25/11/2014 9:01 69.8	29/10/2014 13:01 68.9	4/11/2014 7:31 65.2	8/11/2014 14:01 67.2	14/11/2014 8:31 67.0	19/11/2014 15:01 66.8	25/11/2014 9:31 69.5	29/10/2014 13:31 68.8	4/11/2014 8:01 65.1	8/11/2014 14:31 67.8	14/11/2014 9:01 67.0	19/11/2014 15:31 67.3	25/11/2014 10:01 69.9	29/10/2014 14:01 67.8	4/11/2014 8:31 65.6	8/11/2014 15:01 66.1	14/11/2014 9:31 67.2	19/11/2014 16:01 67.6	25/11/2014 10:31 69.0	29/10/2014 14:31 68.2	4/11/2014 9:01 66.1	8/11/2014 15:31 65.4	14/11/2014 10:01 69.6	19/11/2014 16:31 67.8	25/11/2014 11:01 66.4	29/10/2014 15:01 69.0	4/11/2014 9:31 66.5	8/11/2014 16:01 66.4	14/11/2014 10:31 67.4	19/11/2014 17:01 67.2	25/11/2014 11:31 65.6	29/10/2014 15:31 68.4	4/11/2014 10:01 66.8	8/11/2014 16:31 66.9	14/11/2014 11:01 67.2	19/11/2014 17:31 64.4	25/11/2014 12:01 65.1	29/10/2014 16:01 67.5	4/11/2014 10:31 67.1	8/11/2014 17:01 65.8	14/11/2014 11:31 66.4	19/11/2014 18:01 64.2	25/11/2014 12:31 65.2	29/10/2014 16:31 66.8	4/11/2014 11:01 66.9	8/11/2014 17:31 65.7	14/11/2014 12:01 65.6	19/11/2014 18:31 63.3	25/11/2014 13:01 66.4	29/10/2014 17:01 66.4	4/11/2014 11:31 66.2	8/11/2014 18:01 66.1	14/11/2014 12:31 64.8	20/11/2014 7:01 64.7	25/11/2014 13:31 67.5	29/10/2014 17:31 65.0	4/11/2014 12:01 65.8	8/11/2014 18:31 65.3	14/11/2014 13:01 67.0	20/11/2014 7:31 65.3	25/11/2014 14:01 66.9	29/10/2014 18:01 64.9	4/11/2014 12:31 66.0	10/11/2014 7:01 65.0	14/11/2014 13:31 66.9	20/11/2014 8:01 68.4	25/11/2014 14:31 66.6	29/10/2014 18:31 64.7	4/11/2014 13:01 66.9	10/11/2014 7:31 66.1	14/11/2014 14:01 66.4	20/11/2014 8:31 67.3	25/11/2014 15:01 66.5	30/10/2014 7:01 64.4	4/11/2014 13:31 67.0	10/11/2014 8:01 65.1	14/11/2014 14:31 67.8	20/11/2014 9:01 67.9	25/11/2014 15:31 66.8	30/10/2014 7:31 65.3	4/11/2014 14:01 66.9	10/11/2014 8:31 66.9	14/11/2014 15:01 67.4	20/11/2014 9:31 67.7	25/11/2014 16:01 67.5	30/10/2014 8:01 65.2	4/11/2014 14:31 66.7	10/11/2014 9:01 67.5	14/11/2014 15:31 65.9	20/11/2014 10:01 67.8	25/11/2014 16:31 67.9	30/10/2014 8:31 65.6	4/11/2014 15:01 66.1	10/11/2014 9:31 66.3	14/11/2014 16:01 68.2	20/11/2014 10:31 68.2	25/11/2014 17:01 68.1	30/10/2014 9:01 65.9	4/11/2014 15:31 65.3	10/11/2014 10:01 66.9	14/11/2014 16:31 67.5	20/11/2014 11:01 68.2	25/11/2014 17:31 67.8	30/10/2014 9:31 66.4	4/11/2014 16:01 65.2	10/11/2014 10:31 68.9	14/11/2014 17:01 68.4	20/11/2014 11:31 66.5	25/11/2014 18:01 67.9	30/10/2014 10:01 67.3	4/11/2014 16:31 65.4	10/11/2014 11:01 69.2	14/11/2014 17:31 64.7	20/11/2014 12:01 65.1	25/11/2014 18:31 65.0	30/10/2014 10:31 69.1	4/11/2014 17:01 65.2	10/11/2014 11:31 55.8	14/11/2014 18:01 64.2	20/11/2014 12:31 65.5	26/11/2014 7:01 64.4	30/10/2014 11:01 68.2	4/11/2014 17:31 64.0	10/11/2014 12:01 72.2	14/11/2014 18:31 64.0	20/11/2014 13:01 67.7	26/11/2014 7:31 65.2	30/10/2014 11:31 66.3	4/11/2014 18:01 63.7	10/11/2014 12:31 68.6	15/11/2014 7:01 63.3	20/11/2014 13:31 67.9	26/11/2014 8:01 66.4	30/10/2014 12:01 67.0	4/11/2014 18:31 63.9	10/11/2014 13:01 68.2	15/11/2014 7:31 64.0	20/11/2014 14:01 68.0	26/11/2014 8:31 68.8	30/10/2014 12:31 65.7	5/11/2014 7:01 64.3	10/11/2014 13:31 68.3	15/11/2014 8:01 64.8	20/11/2014 14:31 67.7	26/11/2014 9:01 68.7	30/10/2014 13:01 67.2	5/11/2014 7:31 65.2	10/11/2014 14:01 67.6	15/11/2014 8:31 65.5	20/11/2014 15:01 67.2	26/11/2014 9:31 68.8	30/10/2014 13:31 67.1	5/11/2014 8:01 64.8	10/11/2014 14:31 66.1	15/11/2014 9:01 66.1	20/11/2014 15:31 66.4	26/11/2014 10:01 68.2	30/10/2014 14:01 66.8	5/11/2014 8:31 65.9	10/11/2014 15:01 66.3	15/11/2014 9:31 66.5	20/11/2014 16:01 67.8	26/11/2014 10:31 69.1	30/10/2014 14:31 66.5	5/11/2014 9:01 66.4	10/11/2014 15:31 67.2	15/11/2014 10:01 65.5	20/11/2014 16:31 68.4	26/11/2014 11:01 68.5	30/10/2014 15:01 67.6	5/11/2014 9:31 66.3	10/11/2014 16:01 72.0	15/11/2014 10:31 65.9	20/11/2014 17:01 68.8	26/11/2014 11:31 67.3	30/10/2014 15:31 67.7	5/11/2014 10:01 66.1	10/11/2014 16:31 67.3	15/11/2014 11:01 65.8	20/11/2014 17:31 67.8	26/11/2014 12:01 65.7	30/10/2014 16:01 67.6	5/11/2014 10:31 66.3	10/11/2014 17:01 66.3	15/11/2014 11:31 64.9	20/11/2014 18:01 68.4	26/11/2014 12:31 65.8	30/10/2014 16:31 67.2	5/11/2014 11:01 65.7	10/11/2014 17:31 65.1	15/11/2014 12:01 64.7	20/11/2014 18:31 65.5	26/11/2014 13:01 69.2	30/10/2014 17:01 67.6	5/11/2014 11:31 65.7	10/11/2014 18:01 65.2	15/11/2014 12:31 64.6	21/11/2014 7:01 64.6	26/11/2014 13:31 67.6	30/10/2014 17:31 65.5	5/11/2014 12:01 64.3	10/11/2014 18:31 65.4	15/11/2014 13:01 65.2	21/11/2014 7:31 65.5	26/11/2014 14:01 68.2	30/10/2014 18:01 64.7	5/11/2014 12:31 63.8	11/11/2014 7:01 64.9	15/11/2014 13:31 65.9	21/11/2014 8:01 66.7	26/11/2014 14:31 68.1	30/10/2014 18:31 65.4	5/11/2014 13:01 66.3	11/11/2014 7:31 65.3	15/11/2014 14:01 65.5	21/11/2014 8:31 69.0	26/11/2014 15:01 67.9	31/10/2014 7:01 64.5	5/11/2014 13:31 66.9	11/11/2014 8:01 64.8	15/11/2014 14:31 65.7	21/11/2014 9:01 69.1	26/11/2014 15:31 67.5	31/10/2014 7:31 65.1	5/11/2014 14:01 66																																																																														
28/10/2014 12:31 66.8	3/11/2014 7:01 64.3	7/11/2014 13:31 68.6	13/11/2014 8:01 65.9	18/11/2014 14:31 69.0	24/11/2014 9:01 69.6	28/10/2014 13:01 67.2	3/11/2014 7:31 65.0	7/11/2014 14:01 68.8	13/11/2014 8:31 68.7	18/11/2014 15:01 69.6	24/11/2014 9:31 69.9	28/10/2014 13:31 66.8	3/11/2014 8:01 65.4	7/11/2014 14:31 68.6	13/11/2014 9:01 69.5	18/11/2014 15:31 67.5	24/11/2014 10:01 69.6	28/10/2014 14:01 66.7	3/11/2014 8:31 65.8	7/11/2014 15:01 66.8	13/11/2014 9:31 68.8	18/11/2014 16:01 67.9	24/11/2014 10:31 69.7	28/10/2014 14:31 66.5	3/11/2014 9:01 66.4	7/11/2014 15:31 68.2	13/11/2014 10:01 68.8	18/11/2014 16:31 67.6	24/11/2014 11:01 70.0	28/10/2014 15:01 68.5	3/11/2014 9:31 66.9	7/11/2014 16:01 69.3	13/11/2014 10:31 66.4	18/11/2014 17:01 65.8	24/11/2014 11:31 68.4	28/10/2014 15:31 66.9	3/11/2014 10:01 67.2	7/11/2014 16:31 67.1	13/11/2014 11:01 64.8	18/11/2014 17:31 64.2	24/11/2014 12:01 65.7	28/10/2014 16:01 66.9	3/11/2014 10:31 67.2	7/11/2014 17:01 66.5	13/11/2014 11:31 65.0	18/11/2014 18:01 64.7	24/11/2014 12:31 65.1	28/10/2014 16:31 66.7	3/11/2014 11:01 66.9	7/11/2014 17:31 64.7	13/11/2014 12:01 63.9	18/11/2014 18:31 64.3	24/11/2014 13:01 69.0	28/10/2014 17:01 67.6	3/11/2014 11:31 66.5	7/11/2014 18:01 63.8	13/11/2014 12:31 64.8	19/11/2014 7:01 64.4	24/11/2014 13:31 69.9	28/10/2014 17:31 65.8	3/11/2014 12:01 65.1	7/11/2014 18:31 63.8	13/11/2014 13:01 67.4	19/11/2014 7:31 66.1	24/11/2014 14:01 69.7	28/10/2014 18:01 65.3	3/11/2014 12:31 65.0	8/11/2014 7:01 66.1	13/11/2014 13:31 68.4	19/11/2014 8:01 64.9	24/11/2014 14:31 69.9	28/10/2014 18:31 64.7	3/11/2014 13:01 67.4	8/11/2014 7:31 66.1	13/11/2014 14:01 68.3	19/11/2014 8:31 65.6	24/11/2014 15:01 68.6	29/10/2014 7:01 64.4	3/11/2014 13:31 67.6	8/11/2014 8:01 67.1	13/11/2014 14:31 66.1	19/11/2014 9:01 68.3	24/11/2014 15:31 69.6	29/10/2014 7:31 65.2	3/11/2014 14:01 67.2	8/11/2014 8:31 67.6	13/11/2014 15:01 65.1	19/11/2014 9:31 68.8	24/11/2014 16:01 70.1	29/10/2014 8:01 64.9	3/11/2014 14:31 66.3	8/11/2014 9:01 67.6	13/11/2014 15:31 65.5	19/11/2014 10:01 67.9	24/11/2014 16:31 70.0	29/10/2014 8:31 65.4	3/11/2014 15:01 65.8	8/11/2014 9:31 67.7	13/11/2014 16:01 66.2	19/11/2014 10:31 67.3	24/11/2014 17:01 70.1	29/10/2014 9:01 66.5	3/11/2014 15:31 65.9	8/11/2014 10:01 67.5	13/11/2014 16:31 66.5	19/11/2014 11:01 67.0	24/11/2014 17:31 66.9	29/10/2014 9:31 67.2	3/11/2014 16:01 66.7	8/11/2014 10:31 67.6	13/11/2014 17:01 66.3	19/11/2014 11:31 65.7	24/11/2014 18:01 64.5	29/10/2014 10:01 69.9	3/11/2014 16:31 67.8	8/11/2014 11:01 67.8	13/11/2014 17:31 64.7	19/11/2014 12:01 65.5	24/11/2014 18:31 64.3	29/10/2014 10:31 68.0	3/11/2014 17:01 65.9	8/11/2014 11:31 66.9	13/11/2014 18:01 63.6	19/11/2014 12:31 65.1	25/11/2014 7:01 64.9	29/10/2014 11:01 67.6	3/11/2014 17:31 65.6	8/11/2014 12:01 65.6	13/11/2014 18:31 63.6	19/11/2014 13:01 66.8	25/11/2014 7:31 65.6	29/10/2014 11:31 68.3	3/11/2014 18:01 64.5	8/11/2014 12:31 64.6	14/11/2014 7:01 64.9	19/11/2014 13:31 67.9	25/11/2014 8:01 67.8	29/10/2014 12:01 66.2	3/11/2014 18:31 64.3	8/11/2014 13:01 66.3	14/11/2014 7:31 66.1	19/11/2014 14:01 66.6	25/11/2014 8:31 69.8	29/10/2014 12:31 65.4	4/11/2014 7:01 64.2	8/11/2014 13:31 66.9	14/11/2014 8:01 65.7	19/11/2014 14:31 67.1	25/11/2014 9:01 69.8	29/10/2014 13:01 68.9	4/11/2014 7:31 65.2	8/11/2014 14:01 67.2	14/11/2014 8:31 67.0	19/11/2014 15:01 66.8	25/11/2014 9:31 69.5	29/10/2014 13:31 68.8	4/11/2014 8:01 65.1	8/11/2014 14:31 67.8	14/11/2014 9:01 67.0	19/11/2014 15:31 67.3	25/11/2014 10:01 69.9	29/10/2014 14:01 67.8	4/11/2014 8:31 65.6	8/11/2014 15:01 66.1	14/11/2014 9:31 67.2	19/11/2014 16:01 67.6	25/11/2014 10:31 69.0	29/10/2014 14:31 68.2	4/11/2014 9:01 66.1	8/11/2014 15:31 65.4	14/11/2014 10:01 69.6	19/11/2014 16:31 67.8	25/11/2014 11:01 66.4	29/10/2014 15:01 69.0	4/11/2014 9:31 66.5	8/11/2014 16:01 66.4	14/11/2014 10:31 67.4	19/11/2014 17:01 67.2	25/11/2014 11:31 65.6	29/10/2014 15:31 68.4	4/11/2014 10:01 66.8	8/11/2014 16:31 66.9	14/11/2014 11:01 67.2	19/11/2014 17:31 64.4	25/11/2014 12:01 65.1	29/10/2014 16:01 67.5	4/11/2014 10:31 67.1	8/11/2014 17:01 65.8	14/11/2014 11:31 66.4	19/11/2014 18:01 64.2	25/11/2014 12:31 65.2	29/10/2014 16:31 66.8	4/11/2014 11:01 66.9	8/11/2014 17:31 65.7	14/11/2014 12:01 65.6	19/11/2014 18:31 63.3	25/11/2014 13:01 66.4	29/10/2014 17:01 66.4	4/11/2014 11:31 66.2	8/11/2014 18:01 66.1	14/11/2014 12:31 64.8	20/11/2014 7:01 64.7	25/11/2014 13:31 67.5	29/10/2014 17:31 65.0	4/11/2014 12:01 65.8	8/11/2014 18:31 65.3	14/11/2014 13:01 67.0	20/11/2014 7:31 65.3	25/11/2014 14:01 66.9	29/10/2014 18:01 64.9	4/11/2014 12:31 66.0	10/11/2014 7:01 65.0	14/11/2014 13:31 66.9	20/11/2014 8:01 68.4	25/11/2014 14:31 66.6	29/10/2014 18:31 64.7	4/11/2014 13:01 66.9	10/11/2014 7:31 66.1	14/11/2014 14:01 66.4	20/11/2014 8:31 67.3	25/11/2014 15:01 66.5	30/10/2014 7:01 64.4	4/11/2014 13:31 67.0	10/11/2014 8:01 65.1	14/11/2014 14:31 67.8	20/11/2014 9:01 67.9	25/11/2014 15:31 66.8	30/10/2014 7:31 65.3	4/11/2014 14:01 66.9	10/11/2014 8:31 66.9	14/11/2014 15:01 67.4	20/11/2014 9:31 67.7	25/11/2014 16:01 67.5	30/10/2014 8:01 65.2	4/11/2014 14:31 66.7	10/11/2014 9:01 67.5	14/11/2014 15:31 65.9	20/11/2014 10:01 67.8	25/11/2014 16:31 67.9	30/10/2014 8:31 65.6	4/11/2014 15:01 66.1	10/11/2014 9:31 66.3	14/11/2014 16:01 68.2	20/11/2014 10:31 68.2	25/11/2014 17:01 68.1	30/10/2014 9:01 65.9	4/11/2014 15:31 65.3	10/11/2014 10:01 66.9	14/11/2014 16:31 67.5	20/11/2014 11:01 68.2	25/11/2014 17:31 67.8	30/10/2014 9:31 66.4	4/11/2014 16:01 65.2	10/11/2014 10:31 68.9	14/11/2014 17:01 68.4	20/11/2014 11:31 66.5	25/11/2014 18:01 67.9	30/10/2014 10:01 67.3	4/11/2014 16:31 65.4	10/11/2014 11:01 69.2	14/11/2014 17:31 64.7	20/11/2014 12:01 65.1	25/11/2014 18:31 65.0	30/10/2014 10:31 69.1	4/11/2014 17:01 65.2	10/11/2014 11:31 55.8	14/11/2014 18:01 64.2	20/11/2014 12:31 65.5	26/11/2014 7:01 64.4	30/10/2014 11:01 68.2	4/11/2014 17:31 64.0	10/11/2014 12:01 72.2	14/11/2014 18:31 64.0	20/11/2014 13:01 67.7	26/11/2014 7:31 65.2	30/10/2014 11:31 66.3	4/11/2014 18:01 63.7	10/11/2014 12:31 68.6	15/11/2014 7:01 63.3	20/11/2014 13:31 67.9	26/11/2014 8:01 66.4	30/10/2014 12:01 67.0	4/11/2014 18:31 63.9	10/11/2014 13:01 68.2	15/11/2014 7:31 64.0	20/11/2014 14:01 68.0	26/11/2014 8:31 68.8	30/10/2014 12:31 65.7	5/11/2014 7:01 64.3	10/11/2014 13:31 68.3	15/11/2014 8:01 64.8	20/11/2014 14:31 67.7	26/11/2014 9:01 68.7	30/10/2014 13:01 67.2	5/11/2014 7:31 65.2	10/11/2014 14:01 67.6	15/11/2014 8:31 65.5	20/11/2014 15:01 67.2	26/11/2014 9:31 68.8	30/10/2014 13:31 67.1	5/11/2014 8:01 64.8	10/11/2014 14:31 66.1	15/11/2014 9:01 66.1	20/11/2014 15:31 66.4	26/11/2014 10:01 68.2	30/10/2014 14:01 66.8	5/11/2014 8:31 65.9	10/11/2014 15:01 66.3	15/11/2014 9:31 66.5	20/11/2014 16:01 67.8	26/11/2014 10:31 69.1	30/10/2014 14:31 66.5	5/11/2014 9:01 66.4	10/11/2014 15:31 67.2	15/11/2014 10:01 65.5	20/11/2014 16:31 68.4	26/11/2014 11:01 68.5	30/10/2014 15:01 67.6	5/11/2014 9:31 66.3	10/11/2014 16:01 72.0	15/11/2014 10:31 65.9	20/11/2014 17:01 68.8	26/11/2014 11:31 67.3	30/10/2014 15:31 67.7	5/11/2014 10:01 66.1	10/11/2014 16:31 67.3	15/11/2014 11:01 65.8	20/11/2014 17:31 67.8	26/11/2014 12:01 65.7	30/10/2014 16:01 67.6	5/11/2014 10:31 66.3	10/11/2014 17:01 66.3	15/11/2014 11:31 64.9	20/11/2014 18:01 68.4	26/11/2014 12:31 65.8	30/10/2014 16:31 67.2	5/11/2014 11:01 65.7	10/11/2014 17:31 65.1	15/11/2014 12:01 64.7	20/11/2014 18:31 65.5	26/11/2014 13:01 69.2	30/10/2014 17:01 67.6	5/11/2014 11:31 65.7	10/11/2014 18:01 65.2	15/11/2014 12:31 64.6	21/11/2014 7:01 64.6	26/11/2014 13:31 67.6	30/10/2014 17:31 65.5	5/11/2014 12:01 64.3	10/11/2014 18:31 65.4	15/11/2014 13:01 65.2	21/11/2014 7:31 65.5	26/11/2014 14:01 68.2	30/10/2014 18:01 64.7	5/11/2014 12:31 63.8	11/11/2014 7:01 64.9	15/11/2014 13:31 65.9	21/11/2014 8:01 66.7	26/11/2014 14:31 68.1	30/10/2014 18:31 65.4	5/11/2014 13:01 66.3	11/11/2014 7:31 65.3	15/11/2014 14:01 65.5	21/11/2014 8:31 69.0	26/11/2014 15:01 67.9	31/10/2014 7:01 64.5	5/11/2014 13:31 66.9	11/11/2014 8:01 64.8	15/11/2014 14:31 65.7	21/11/2014 9:01 69.1	26/11/2014 15:31 67.5	31/10/2014 7:31 65.1	5/11/2014 14:01 66																																																																																				
28/10/2014 13:01 67.2	3/11/2014 7:31 65.0	7/11/2014 14:01 68.8	13/11/2014 8:31 68.7	18/11/2014 15:01 69.6	24/11/2014 9:31 69.9	28/10/2014 13:31 66.8	3/11/2014 8:01 65.4	7/11/2014 14:31 68.6	13/11/2014 9:01 69.5	18/11/2014 15:31 67.5	24/11/2014 10:01 69.6	28/10/2014 14:01 66.7	3/11/2014 8:31 65.8	7/11/2014 15:01 66.8	13/11/2014 9:31 68.8	18/11/2014 16:01 67.9	24/11/2014 10:31 69.7	28/10/2014 14:31 66.5	3/11/2014 9:01 66.4	7/11/2014 15:31 68.2	13/11/2014 10:01 68.8	18/11/2014 16:31 67.6	24/11/2014 11:01 70.0	28/10/2014 15:01 68.5	3/11/2014 9:31 66.9	7/11/2014 16:01 69.3	13/11/2014 10:31 66.4	18/11/2014 17:01 65.8	24/11/2014 11:31 68.4	28/10/2014 15:31 66.9	3/11/2014 10:01 67.2	7/11/2014 16:31 67.1	13/11/2014 11:01 64.8	18/11/2014 17:31 64.2	24/11/2014 12:01 65.7	28/10/2014 16:01 66.9	3/11/2014 10:31 67.2	7/11/2014 17:01 66.5	13/11/2014 11:31 65.0	18/11/2014 18:01 64.7	24/11/2014 12:31 65.1	28/10/2014 16:31 66.7	3/11/2014 11:01 66.9	7/11/2014 17:31 64.7	13/11/2014 12:01 63.9	18/11/2014 18:31 64.3	24/11/2014 13:01 69.0	28/10/2014 17:01 67.6	3/11/2014 11:31 66.5	7/11/2014 18:01 63.8	13/11/2014 12:31 64.8	19/11/2014 7:01 64.4	24/11/2014 13:31 69.9	28/10/2014 17:31 65.8	3/11/2014 12:01 65.1	7/11/2014 18:31 63.8	13/11/2014 13:01 67.4	19/11/2014 7:31 66.1	24/11/2014 14:01 69.7	28/10/2014 18:01 65.3	3/11/2014 12:31 65.0	8/11/2014 7:01 66.1	13/11/2014 13:31 68.4	19/11/2014 8:01 64.9	24/11/2014 14:31 69.9	28/10/2014 18:31 64.7	3/11/2014 13:01 67.4	8/11/2014 7:31 66.1	13/11/2014 14:01 68.3	19/11/2014 8:31 65.6	24/11/2014 15:01 68.6	29/10/2014 7:01 64.4	3/11/2014 13:31 67.6	8/11/2014 8:01 67.1	13/11/2014 14:31 66.1	19/11/2014 9:01 68.3	24/11/2014 15:31 69.6	29/10/2014 7:31 65.2	3/11/2014 14:01 67.2	8/11/2014 8:31 67.6	13/11/2014 15:01 65.1	19/11/2014 9:31 68.8	24/11/2014 16:01 70.1	29/10/2014 8:01 64.9	3/11/2014 14:31 66.3	8/11/2014 9:01 67.6	13/11/2014 15:31 65.5	19/11/2014 10:01 67.9	24/11/2014 16:31 70.0	29/10/2014 8:31 65.4	3/11/2014 15:01 65.8	8/11/2014 9:31 67.7	13/11/2014 16:01 66.2	19/11/2014 10:31 67.3	24/11/2014 17:01 70.1	29/10/2014 9:01 66.5	3/11/2014 15:31 65.9	8/11/2014 10:01 67.5	13/11/2014 16:31 66.5	19/11/2014 11:01 67.0	24/11/2014 17:31 66.9	29/10/2014 9:31 67.2	3/11/2014 16:01 66.7	8/11/2014 10:31 67.6	13/11/2014 17:01 66.3	19/11/2014 11:31 65.7	24/11/2014 18:01 64.5	29/10/2014 10:01 69.9	3/11/2014 16:31 67.8	8/11/2014 11:01 67.8	13/11/2014 17:31 64.7	19/11/2014 12:01 65.5	24/11/2014 18:31 64.3	29/10/2014 10:31 68.0	3/11/2014 17:01 65.9	8/11/2014 11:31 66.9	13/11/2014 18:01 63.6	19/11/2014 12:31 65.1	25/11/2014 7:01 64.9	29/10/2014 11:01 67.6	3/11/2014 17:31 65.6	8/11/2014 12:01 65.6	13/11/2014 18:31 63.6	19/11/2014 13:01 66.8	25/11/2014 7:31 65.6	29/10/2014 11:31 68.3	3/11/2014 18:01 64.5	8/11/2014 12:31 64.6	14/11/2014 7:01 64.9	19/11/2014 13:31 67.9	25/11/2014 8:01 67.8	29/10/2014 12:01 66.2	3/11/2014 18:31 64.3	8/11/2014 13:01 66.3	14/11/2014 7:31 66.1	19/11/2014 14:01 66.6	25/11/2014 8:31 69.8	29/10/2014 12:31 65.4	4/11/2014 7:01 64.2	8/11/2014 13:31 66.9	14/11/2014 8:01 65.7	19/11/2014 14:31 67.1	25/11/2014 9:01 69.8	29/10/2014 13:01 68.9	4/11/2014 7:31 65.2	8/11/2014 14:01 67.2	14/11/2014 8:31 67.0	19/11/2014 15:01 66.8	25/11/2014 9:31 69.5	29/10/2014 13:31 68.8	4/11/2014 8:01 65.1	8/11/2014 14:31 67.8	14/11/2014 9:01 67.0	19/11/2014 15:31 67.3	25/11/2014 10:01 69.9	29/10/2014 14:01 67.8	4/11/2014 8:31 65.6	8/11/2014 15:01 66.1	14/11/2014 9:31 67.2	19/11/2014 16:01 67.6	25/11/2014 10:31 69.0	29/10/2014 14:31 68.2	4/11/2014 9:01 66.1	8/11/2014 15:31 65.4	14/11/2014 10:01 69.6	19/11/2014 16:31 67.8	25/11/2014 11:01 66.4	29/10/2014 15:01 69.0	4/11/2014 9:31 66.5	8/11/2014 16:01 66.4	14/11/2014 10:31 67.4	19/11/2014 17:01 67.2	25/11/2014 11:31 65.6	29/10/2014 15:31 68.4	4/11/2014 10:01 66.8	8/11/2014 16:31 66.9	14/11/2014 11:01 67.2	19/11/2014 17:31 64.4	25/11/2014 12:01 65.1	29/10/2014 16:01 67.5	4/11/2014 10:31 67.1	8/11/2014 17:01 65.8	14/11/2014 11:31 66.4	19/11/2014 18:01 64.2	25/11/2014 12:31 65.2	29/10/2014 16:31 66.8	4/11/2014 11:01 66.9	8/11/2014 17:31 65.7	14/11/2014 12:01 65.6	19/11/2014 18:31 63.3	25/11/2014 13:01 66.4	29/10/2014 17:01 66.4	4/11/2014 11:31 66.2	8/11/2014 18:01 66.1	14/11/2014 12:31 64.8	20/11/2014 7:01 64.7	25/11/2014 13:31 67.5	29/10/2014 17:31 65.0	4/11/2014 12:01 65.8	8/11/2014 18:31 65.3	14/11/2014 13:01 67.0	20/11/2014 7:31 65.3	25/11/2014 14:01 66.9	29/10/2014 18:01 64.9	4/11/2014 12:31 66.0	10/11/2014 7:01 65.0	14/11/2014 13:31 66.9	20/11/2014 8:01 68.4	25/11/2014 14:31 66.6	29/10/2014 18:31 64.7	4/11/2014 13:01 66.9	10/11/2014 7:31 66.1	14/11/2014 14:01 66.4	20/11/2014 8:31 67.3	25/11/2014 15:01 66.5	30/10/2014 7:01 64.4	4/11/2014 13:31 67.0	10/11/2014 8:01 65.1	14/11/2014 14:31 67.8	20/11/2014 9:01 67.9	25/11/2014 15:31 66.8	30/10/2014 7:31 65.3	4/11/2014 14:01 66.9	10/11/2014 8:31 66.9	14/11/2014 15:01 67.4	20/11/2014 9:31 67.7	25/11/2014 16:01 67.5	30/10/2014 8:01 65.2	4/11/2014 14:31 66.7	10/11/2014 9:01 67.5	14/11/2014 15:31 65.9	20/11/2014 10:01 67.8	25/11/2014 16:31 67.9	30/10/2014 8:31 65.6	4/11/2014 15:01 66.1	10/11/2014 9:31 66.3	14/11/2014 16:01 68.2	20/11/2014 10:31 68.2	25/11/2014 17:01 68.1	30/10/2014 9:01 65.9	4/11/2014 15:31 65.3	10/11/2014 10:01 66.9	14/11/2014 16:31 67.5	20/11/2014 11:01 68.2	25/11/2014 17:31 67.8	30/10/2014 9:31 66.4	4/11/2014 16:01 65.2	10/11/2014 10:31 68.9	14/11/2014 17:01 68.4	20/11/2014 11:31 66.5	25/11/2014 18:01 67.9	30/10/2014 10:01 67.3	4/11/2014 16:31 65.4	10/11/2014 11:01 69.2	14/11/2014 17:31 64.7	20/11/2014 12:01 65.1	25/11/2014 18:31 65.0	30/10/2014 10:31 69.1	4/11/2014 17:01 65.2	10/11/2014 11:31 55.8	14/11/2014 18:01 64.2	20/11/2014 12:31 65.5	26/11/2014 7:01 64.4	30/10/2014 11:01 68.2	4/11/2014 17:31 64.0	10/11/2014 12:01 72.2	14/11/2014 18:31 64.0	20/11/2014 13:01 67.7	26/11/2014 7:31 65.2	30/10/2014 11:31 66.3	4/11/2014 18:01 63.7	10/11/2014 12:31 68.6	15/11/2014 7:01 63.3	20/11/2014 13:31 67.9	26/11/2014 8:01 66.4	30/10/2014 12:01 67.0	4/11/2014 18:31 63.9	10/11/2014 13:01 68.2	15/11/2014 7:31 64.0	20/11/2014 14:01 68.0	26/11/2014 8:31 68.8	30/10/2014 12:31 65.7	5/11/2014 7:01 64.3	10/11/2014 13:31 68.3	15/11/2014 8:01 64.8	20/11/2014 14:31 67.7	26/11/2014 9:01 68.7	30/10/2014 13:01 67.2	5/11/2014 7:31 65.2	10/11/2014 14:01 67.6	15/11/2014 8:31 65.5	20/11/2014 15:01 67.2	26/11/2014 9:31 68.8	30/10/2014 13:31 67.1	5/11/2014 8:01 64.8	10/11/2014 14:31 66.1	15/11/2014 9:01 66.1	20/11/2014 15:31 66.4	26/11/2014 10:01 68.2	30/10/2014 14:01 66.8	5/11/2014 8:31 65.9	10/11/2014 15:01 66.3	15/11/2014 9:31 66.5	20/11/2014 16:01 67.8	26/11/2014 10:31 69.1	30/10/2014 14:31 66.5	5/11/2014 9:01 66.4	10/11/2014 15:31 67.2	15/11/2014 10:01 65.5	20/11/2014 16:31 68.4	26/11/2014 11:01 68.5	30/10/2014 15:01 67.6	5/11/2014 9:31 66.3	10/11/2014 16:01 72.0	15/11/2014 10:31 65.9	20/11/2014 17:01 68.8	26/11/2014 11:31 67.3	30/10/2014 15:31 67.7	5/11/2014 10:01 66.1	10/11/2014 16:31 67.3	15/11/2014 11:01 65.8	20/11/2014 17:31 67.8	26/11/2014 12:01 65.7	30/10/2014 16:01 67.6	5/11/2014 10:31 66.3	10/11/2014 17:01 66.3	15/11/2014 11:31 64.9	20/11/2014 18:01 68.4	26/11/2014 12:31 65.8	30/10/2014 16:31 67.2	5/11/2014 11:01 65.7	10/11/2014 17:31 65.1	15/11/2014 12:01 64.7	20/11/2014 18:31 65.5	26/11/2014 13:01 69.2	30/10/2014 17:01 67.6	5/11/2014 11:31 65.7	10/11/2014 18:01 65.2	15/11/2014 12:31 64.6	21/11/2014 7:01 64.6	26/11/2014 13:31 67.6	30/10/2014 17:31 65.5	5/11/2014 12:01 64.3	10/11/2014 18:31 65.4	15/11/2014 13:01 65.2	21/11/2014 7:31 65.5	26/11/2014 14:01 68.2	30/10/2014 18:01 64.7	5/11/2014 12:31 63.8	11/11/2014 7:01 64.9	15/11/2014 13:31 65.9	21/11/2014 8:01 66.7	26/11/2014 14:31 68.1	30/10/2014 18:31 65.4	5/11/2014 13:01 66.3	11/11/2014 7:31 65.3	15/11/2014 14:01 65.5	21/11/2014 8:31 69.0	26/11/2014 15:01 67.9	31/10/2014 7:01 64.5	5/11/2014 13:31 66.9	11/11/2014 8:01 64.8	15/11/2014 14:31 65.7	21/11/2014 9:01 69.1	26/11/2014 15:31 67.5	31/10/2014 7:31 65.1	5/11/2014 14:01 66																																																																																										
28/10/2014 13:31 66.8	3/11/2014 8:01 65.4	7/11/2014 14:31 68.6	13/11/2014 9:01 69.5	18/11/2014 15:31 67.5	24/11/2014 10:01 69.6	28/10/2014 14:01 66.7	3/11/2014 8:31 65.8	7/11/2014 15:01 66.8	13/11/2014 9:31 68.8	18/11/2014 16:01 67.9	24/11/2014 10:31 69.7	28/10/2014 14:31 66.5	3/11/2014 9:01 66.4	7/11/2014 15:31 68.2	13/11/2014 10:01 68.8	18/11/2014 16:31 67.6	24/11/2014 11:01 70.0	28/10/2014 15:01 68.5	3/11/2014 9:31 66.9	7/11/2014 16:01 69.3	13/11/2014 10:31 66.4	18/11/2014 17:01 65.8	24/11/2014 11:31 68.4	28/10/2014 15:31 66.9	3/11/2014 10:01 67.2	7/11/2014 16:31 67.1	13/11/2014 11:01 64.8	18/11/2014 17:31 64.2	24/11/2014 12:01 65.7	28/10/2014 16:01 66.9	3/11/2014 10:31 67.2	7/11/2014 17:01 66.5	13/11/2014 11:31 65.0	18/11/2014 18:01 64.7	24/11/2014 12:31 65.1	28/10/2014 16:31 66.7	3/11/2014 11:01 66.9	7/11/2014 17:31 64.7	13/11/2014 12:01 63.9	18/11/2014 18:31 64.3	24/11/2014 13:01 69.0	28/10/2014 17:01 67.6	3/11/2014 11:31 66.5	7/11/2014 18:01 63.8	13/11/2014 12:31 64.8	19/11/2014 7:01 64.4	24/11/2014 13:31 69.9	28/10/2014 17:31 65.8	3/11/2014 12:01 65.1	7/11/2014 18:31 63.8	13/11/2014 13:01 67.4	19/11/2014 7:31 66.1	24/11/2014 14:01 69.7	28/10/2014 18:01 65.3	3/11/2014 12:31 65.0	8/11/2014 7:01 66.1	13/11/2014 13:31 68.4	19/11/2014 8:01 64.9	24/11/2014 14:31 69.9	28/10/2014 18:31 64.7	3/11/2014 13:01 67.4	8/11/2014 7:31 66.1	13/11/2014 14:01 68.3	19/11/2014 8:31 65.6	24/11/2014 15:01 68.6	29/10/2014 7:01 64.4	3/11/2014 13:31 67.6	8/11/2014 8:01 67.1	13/11/2014 14:31 66.1	19/11/2014 9:01 68.3	24/11/2014 15:31 69.6	29/10/2014 7:31 65.2	3/11/2014 14:01 67.2	8/11/2014 8:31 67.6	13/11/2014 15:01 65.1	19/11/2014 9:31 68.8	24/11/2014 16:01 70.1	29/10/2014 8:01 64.9	3/11/2014 14:31 66.3	8/11/2014 9:01 67.6	13/11/2014 15:31 65.5	19/11/2014 10:01 67.9	24/11/2014 16:31 70.0	29/10/2014 8:31 65.4	3/11/2014 15:01 65.8	8/11/2014 9:31 67.7	13/11/2014 16:01 66.2	19/11/2014 10:31 67.3	24/11/2014 17:01 70.1	29/10/2014 9:01 66.5	3/11/2014 15:31 65.9	8/11/2014 10:01 67.5	13/11/2014 16:31 66.5	19/11/2014 11:01 67.0	24/11/2014 17:31 66.9	29/10/2014 9:31 67.2	3/11/2014 16:01 66.7	8/11/2014 10:31 67.6	13/11/2014 17:01 66.3	19/11/2014 11:31 65.7	24/11/2014 18:01 64.5	29/10/2014 10:01 69.9	3/11/2014 16:31 67.8	8/11/2014 11:01 67.8	13/11/2014 17:31 64.7	19/11/2014 12:01 65.5	24/11/2014 18:31 64.3	29/10/2014 10:31 68.0	3/11/2014 17:01 65.9	8/11/2014 11:31 66.9	13/11/2014 18:01 63.6	19/11/2014 12:31 65.1	25/11/2014 7:01 64.9	29/10/2014 11:01 67.6	3/11/2014 17:31 65.6	8/11/2014 12:01 65.6	13/11/2014 18:31 63.6	19/11/2014 13:01 66.8	25/11/2014 7:31 65.6	29/10/2014 11:31 68.3	3/11/2014 18:01 64.5	8/11/2014 12:31 64.6	14/11/2014 7:01 64.9	19/11/2014 13:31 67.9	25/11/2014 8:01 67.8	29/10/2014 12:01 66.2	3/11/2014 18:31 64.3	8/11/2014 13:01 66.3	14/11/2014 7:31 66.1	19/11/2014 14:01 66.6	25/11/2014 8:31 69.8	29/10/2014 12:31 65.4	4/11/2014 7:01 64.2	8/11/2014 13:31 66.9	14/11/2014 8:01 65.7	19/11/2014 14:31 67.1	25/11/2014 9:01 69.8	29/10/2014 13:01 68.9	4/11/2014 7:31 65.2	8/11/2014 14:01 67.2	14/11/2014 8:31 67.0	19/11/2014 15:01 66.8	25/11/2014 9:31 69.5	29/10/2014 13:31 68.8	4/11/2014 8:01 65.1	8/11/2014 14:31 67.8	14/11/2014 9:01 67.0	19/11/2014 15:31 67.3	25/11/2014 10:01 69.9	29/10/2014 14:01 67.8	4/11/2014 8:31 65.6	8/11/2014 15:01 66.1	14/11/2014 9:31 67.2	19/11/2014 16:01 67.6	25/11/2014 10:31 69.0	29/10/2014 14:31 68.2	4/11/2014 9:01 66.1	8/11/2014 15:31 65.4	14/11/2014 10:01 69.6	19/11/2014 16:31 67.8	25/11/2014 11:01 66.4	29/10/2014 15:01 69.0	4/11/2014 9:31 66.5	8/11/2014 16:01 66.4	14/11/2014 10:31 67.4	19/11/2014 17:01 67.2	25/11/2014 11:31 65.6	29/10/2014 15:31 68.4	4/11/2014 10:01 66.8	8/11/2014 16:31 66.9	14/11/2014 11:01 67.2	19/11/2014 17:31 64.4	25/11/2014 12:01 65.1	29/10/2014 16:01 67.5	4/11/2014 10:31 67.1	8/11/2014 17:01 65.8	14/11/2014 11:31 66.4	19/11/2014 18:01 64.2	25/11/2014 12:31 65.2	29/10/2014 16:31 66.8	4/11/2014 11:01 66.9	8/11/2014 17:31 65.7	14/11/2014 12:01 65.6	19/11/2014 18:31 63.3	25/11/2014 13:01 66.4	29/10/2014 17:01 66.4	4/11/2014 11:31 66.2	8/11/2014 18:01 66.1	14/11/2014 12:31 64.8	20/11/2014 7:01 64.7	25/11/2014 13:31 67.5	29/10/2014 17:31 65.0	4/11/2014 12:01 65.8	8/11/2014 18:31 65.3	14/11/2014 13:01 67.0	20/11/2014 7:31 65.3	25/11/2014 14:01 66.9	29/10/2014 18:01 64.9	4/11/2014 12:31 66.0	10/11/2014 7:01 65.0	14/11/2014 13:31 66.9	20/11/2014 8:01 68.4	25/11/2014 14:31 66.6	29/10/2014 18:31 64.7	4/11/2014 13:01 66.9	10/11/2014 7:31 66.1	14/11/2014 14:01 66.4	20/11/2014 8:31 67.3	25/11/2014 15:01 66.5	30/10/2014 7:01 64.4	4/11/2014 13:31 67.0	10/11/2014 8:01 65.1	14/11/2014 14:31 67.8	20/11/2014 9:01 67.9	25/11/2014 15:31 66.8	30/10/2014 7:31 65.3	4/11/2014 14:01 66.9	10/11/2014 8:31 66.9	14/11/2014 15:01 67.4	20/11/2014 9:31 67.7	25/11/2014 16:01 67.5	30/10/2014 8:01 65.2	4/11/2014 14:31 66.7	10/11/2014 9:01 67.5	14/11/2014 15:31 65.9	20/11/2014 10:01 67.8	25/11/2014 16:31 67.9	30/10/2014 8:31 65.6	4/11/2014 15:01 66.1	10/11/2014 9:31 66.3	14/11/2014 16:01 68.2	20/11/2014 10:31 68.2	25/11/2014 17:01 68.1	30/10/2014 9:01 65.9	4/11/2014 15:31 65.3	10/11/2014 10:01 66.9	14/11/2014 16:31 67.5	20/11/2014 11:01 68.2	25/11/2014 17:31 67.8	30/10/2014 9:31 66.4	4/11/2014 16:01 65.2	10/11/2014 10:31 68.9	14/11/2014 17:01 68.4	20/11/2014 11:31 66.5	25/11/2014 18:01 67.9	30/10/2014 10:01 67.3	4/11/2014 16:31 65.4	10/11/2014 11:01 69.2	14/11/2014 17:31 64.7	20/11/2014 12:01 65.1	25/11/2014 18:31 65.0	30/10/2014 10:31 69.1	4/11/2014 17:01 65.2	10/11/2014 11:31 55.8	14/11/2014 18:01 64.2	20/11/2014 12:31 65.5	26/11/2014 7:01 64.4	30/10/2014 11:01 68.2	4/11/2014 17:31 64.0	10/11/2014 12:01 72.2	14/11/2014 18:31 64.0	20/11/2014 13:01 67.7	26/11/2014 7:31 65.2	30/10/2014 11:31 66.3	4/11/2014 18:01 63.7	10/11/2014 12:31 68.6	15/11/2014 7:01 63.3	20/11/2014 13:31 67.9	26/11/2014 8:01 66.4	30/10/2014 12:01 67.0	4/11/2014 18:31 63.9	10/11/2014 13:01 68.2	15/11/2014 7:31 64.0	20/11/2014 14:01 68.0	26/11/2014 8:31 68.8	30/10/2014 12:31 65.7	5/11/2014 7:01 64.3	10/11/2014 13:31 68.3	15/11/2014 8:01 64.8	20/11/2014 14:31 67.7	26/11/2014 9:01 68.7	30/10/2014 13:01 67.2	5/11/2014 7:31 65.2	10/11/2014 14:01 67.6	15/11/2014 8:31 65.5	20/11/2014 15:01 67.2	26/11/2014 9:31 68.8	30/10/2014 13:31 67.1	5/11/2014 8:01 64.8	10/11/2014 14:31 66.1	15/11/2014 9:01 66.1	20/11/2014 15:31 66.4	26/11/2014 10:01 68.2	30/10/2014 14:01 66.8	5/11/2014 8:31 65.9	10/11/2014 15:01 66.3	15/11/2014 9:31 66.5	20/11/2014 16:01 67.8	26/11/2014 10:31 69.1	30/10/2014 14:31 66.5	5/11/2014 9:01 66.4	10/11/2014 15:31 67.2	15/11/2014 10:01 65.5	20/11/2014 16:31 68.4	26/11/2014 11:01 68.5	30/10/2014 15:01 67.6	5/11/2014 9:31 66.3	10/11/2014 16:01 72.0	15/11/2014 10:31 65.9	20/11/2014 17:01 68.8	26/11/2014 11:31 67.3	30/10/2014 15:31 67.7	5/11/2014 10:01 66.1	10/11/2014 16:31 67.3	15/11/2014 11:01 65.8	20/11/2014 17:31 67.8	26/11/2014 12:01 65.7	30/10/2014 16:01 67.6	5/11/2014 10:31 66.3	10/11/2014 17:01 66.3	15/11/2014 11:31 64.9	20/11/2014 18:01 68.4	26/11/2014 12:31 65.8	30/10/2014 16:31 67.2	5/11/2014 11:01 65.7	10/11/2014 17:31 65.1	15/11/2014 12:01 64.7	20/11/2014 18:31 65.5	26/11/2014 13:01 69.2	30/10/2014 17:01 67.6	5/11/2014 11:31 65.7	10/11/2014 18:01 65.2	15/11/2014 12:31 64.6	21/11/2014 7:01 64.6	26/11/2014 13:31 67.6	30/10/2014 17:31 65.5	5/11/2014 12:01 64.3	10/11/2014 18:31 65.4	15/11/2014 13:01 65.2	21/11/2014 7:31 65.5	26/11/2014 14:01 68.2	30/10/2014 18:01 64.7	5/11/2014 12:31 63.8	11/11/2014 7:01 64.9	15/11/2014 13:31 65.9	21/11/2014 8:01 66.7	26/11/2014 14:31 68.1	30/10/2014 18:31 65.4	5/11/2014 13:01 66.3	11/11/2014 7:31 65.3	15/11/2014 14:01 65.5	21/11/2014 8:31 69.0	26/11/2014 15:01 67.9	31/10/2014 7:01 64.5	5/11/2014 13:31 66.9	11/11/2014 8:01 64.8	15/11/2014 14:31 65.7	21/11/2014 9:01 69.1	26/11/2014 15:31 67.5	31/10/2014 7:31 65.1	5/11/2014 14:01 66																																																																																																
28/10/2014 14:01 66.7	3/11/2014 8:31 65.8	7/11/2014 15:01 66.8	13/11/2014 9:31 68.8	18/11/2014 16:01 67.9	24/11/2014 10:31 69.7	28/10/2014 14:31 66.5	3/11/2014 9:01 66.4	7/11/2014 15:31 68.2	13/11/2014 10:01 68.8	18/11/2014 16:31 67.6	24/11/2014 11:01 70.0	28/10/2014 15:01 68.5	3/11/2014 9:31 66.9	7/11/2014 16:01 69.3	13/11/2014 10:31 66.4	18/11/2014 17:01 65.8	24/11/2014 11:31 68.4	28/10/2014 15:31 66.9	3/11/2014 10:01 67.2	7/11/2014 16:31 67.1	13/11/2014 11:01 64.8	18/11/2014 17:31 64.2	24/11/2014 12:01 65.7	28/10/2014 16:01 66.9	3/11/2014 10:31 67.2	7/11/2014 17:01 66.5	13/11/2014 11:31 65.0	18/11/2014 18:01 64.7	24/11/2014 12:31 65.1	28/10/2014 16:31 66.7	3/11/2014 11:01 66.9	7/11/2014 17:31 64.7	13/11/2014 12:01 63.9	18/11/2014 18:31 64.3	24/11/2014 13:01 69.0	28/10/2014 17:01 67.6	3/11/2014 11:31 66.5	7/11/2014 18:01 63.8	13/11/2014 12:31 64.8	19/11/2014 7:01 64.4	24/11/2014 13:31 69.9	28/10/2014 17:31 65.8	3/11/2014 12:01 65.1	7/11/2014 18:31 63.8	13/11/2014 13:01 67.4	19/11/2014 7:31 66.1	24/11/2014 14:01 69.7	28/10/2014 18:01 65.3	3/11/2014 12:31 65.0	8/11/2014 7:01 66.1	13/11/2014 13:31 68.4	19/11/2014 8:01 64.9	24/11/2014 14:31 69.9	28/10/2014 18:31 64.7	3/11/2014 13:01 67.4	8/11/2014 7:31 66.1	13/11/2014 14:01 68.3	19/11/2014 8:31 65.6	24/11/2014 15:01 68.6	29/10/2014 7:01 64.4	3/11/2014 13:31 67.6	8/11/2014 8:01 67.1	13/11/2014 14:31 66.1	19/11/2014 9:01 68.3	24/11/2014 15:31 69.6	29/10/2014 7:31 65.2	3/11/2014 14:01 67.2	8/11/2014 8:31 67.6	13/11/2014 15:01 65.1	19/11/2014 9:31 68.8	24/11/2014 16:01 70.1	29/10/2014 8:01 64.9	3/11/2014 14:31 66.3	8/11/2014 9:01 67.6	13/11/2014 15:31 65.5	19/11/2014 10:01 67.9	24/11/2014 16:31 70.0	29/10/2014 8:31 65.4	3/11/2014 15:01 65.8	8/11/2014 9:31 67.7	13/11/2014 16:01 66.2	19/11/2014 10:31 67.3	24/11/2014 17:01 70.1	29/10/2014 9:01 66.5	3/11/2014 15:31 65.9	8/11/2014 10:01 67.5	13/11/2014 16:31 66.5	19/11/2014 11:01 67.0	24/11/2014 17:31 66.9	29/10/2014 9:31 67.2	3/11/2014 16:01 66.7	8/11/2014 10:31 67.6	13/11/2014 17:01 66.3	19/11/2014 11:31 65.7	24/11/2014 18:01 64.5	29/10/2014 10:01 69.9	3/11/2014 16:31 67.8	8/11/2014 11:01 67.8	13/11/2014 17:31 64.7	19/11/2014 12:01 65.5	24/11/2014 18:31 64.3	29/10/2014 10:31 68.0	3/11/2014 17:01 65.9	8/11/2014 11:31 66.9	13/11/2014 18:01 63.6	19/11/2014 12:31 65.1	25/11/2014 7:01 64.9	29/10/2014 11:01 67.6	3/11/2014 17:31 65.6	8/11/2014 12:01 65.6	13/11/2014 18:31 63.6	19/11/2014 13:01 66.8	25/11/2014 7:31 65.6	29/10/2014 11:31 68.3	3/11/2014 18:01 64.5	8/11/2014 12:31 64.6	14/11/2014 7:01 64.9	19/11/2014 13:31 67.9	25/11/2014 8:01 67.8	29/10/2014 12:01 66.2	3/11/2014 18:31 64.3	8/11/2014 13:01 66.3	14/11/2014 7:31 66.1	19/11/2014 14:01 66.6	25/11/2014 8:31 69.8	29/10/2014 12:31 65.4	4/11/2014 7:01 64.2	8/11/2014 13:31 66.9	14/11/2014 8:01 65.7	19/11/2014 14:31 67.1	25/11/2014 9:01 69.8	29/10/2014 13:01 68.9	4/11/2014 7:31 65.2	8/11/2014 14:01 67.2	14/11/2014 8:31 67.0	19/11/2014 15:01 66.8	25/11/2014 9:31 69.5	29/10/2014 13:31 68.8	4/11/2014 8:01 65.1	8/11/2014 14:31 67.8	14/11/2014 9:01 67.0	19/11/2014 15:31 67.3	25/11/2014 10:01 69.9	29/10/2014 14:01 67.8	4/11/2014 8:31 65.6	8/11/2014 15:01 66.1	14/11/2014 9:31 67.2	19/11/2014 16:01 67.6	25/11/2014 10:31 69.0	29/10/2014 14:31 68.2	4/11/2014 9:01 66.1	8/11/2014 15:31 65.4	14/11/2014 10:01 69.6	19/11/2014 16:31 67.8	25/11/2014 11:01 66.4	29/10/2014 15:01 69.0	4/11/2014 9:31 66.5	8/11/2014 16:01 66.4	14/11/2014 10:31 67.4	19/11/2014 17:01 67.2	25/11/2014 11:31 65.6	29/10/2014 15:31 68.4	4/11/2014 10:01 66.8	8/11/2014 16:31 66.9	14/11/2014 11:01 67.2	19/11/2014 17:31 64.4	25/11/2014 12:01 65.1	29/10/2014 16:01 67.5	4/11/2014 10:31 67.1	8/11/2014 17:01 65.8	14/11/2014 11:31 66.4	19/11/2014 18:01 64.2	25/11/2014 12:31 65.2	29/10/2014 16:31 66.8	4/11/2014 11:01 66.9	8/11/2014 17:31 65.7	14/11/2014 12:01 65.6	19/11/2014 18:31 63.3	25/11/2014 13:01 66.4	29/10/2014 17:01 66.4	4/11/2014 11:31 66.2	8/11/2014 18:01 66.1	14/11/2014 12:31 64.8	20/11/2014 7:01 64.7	25/11/2014 13:31 67.5	29/10/2014 17:31 65.0	4/11/2014 12:01 65.8	8/11/2014 18:31 65.3	14/11/2014 13:01 67.0	20/11/2014 7:31 65.3	25/11/2014 14:01 66.9	29/10/2014 18:01 64.9	4/11/2014 12:31 66.0	10/11/2014 7:01 65.0	14/11/2014 13:31 66.9	20/11/2014 8:01 68.4	25/11/2014 14:31 66.6	29/10/2014 18:31 64.7	4/11/2014 13:01 66.9	10/11/2014 7:31 66.1	14/11/2014 14:01 66.4	20/11/2014 8:31 67.3	25/11/2014 15:01 66.5	30/10/2014 7:01 64.4	4/11/2014 13:31 67.0	10/11/2014 8:01 65.1	14/11/2014 14:31 67.8	20/11/2014 9:01 67.9	25/11/2014 15:31 66.8	30/10/2014 7:31 65.3	4/11/2014 14:01 66.9	10/11/2014 8:31 66.9	14/11/2014 15:01 67.4	20/11/2014 9:31 67.7	25/11/2014 16:01 67.5	30/10/2014 8:01 65.2	4/11/2014 14:31 66.7	10/11/2014 9:01 67.5	14/11/2014 15:31 65.9	20/11/2014 10:01 67.8	25/11/2014 16:31 67.9	30/10/2014 8:31 65.6	4/11/2014 15:01 66.1	10/11/2014 9:31 66.3	14/11/2014 16:01 68.2	20/11/2014 10:31 68.2	25/11/2014 17:01 68.1	30/10/2014 9:01 65.9	4/11/2014 15:31 65.3	10/11/2014 10:01 66.9	14/11/2014 16:31 67.5	20/11/2014 11:01 68.2	25/11/2014 17:31 67.8	30/10/2014 9:31 66.4	4/11/2014 16:01 65.2	10/11/2014 10:31 68.9	14/11/2014 17:01 68.4	20/11/2014 11:31 66.5	25/11/2014 18:01 67.9	30/10/2014 10:01 67.3	4/11/2014 16:31 65.4	10/11/2014 11:01 69.2	14/11/2014 17:31 64.7	20/11/2014 12:01 65.1	25/11/2014 18:31 65.0	30/10/2014 10:31 69.1	4/11/2014 17:01 65.2	10/11/2014 11:31 55.8	14/11/2014 18:01 64.2	20/11/2014 12:31 65.5	26/11/2014 7:01 64.4	30/10/2014 11:01 68.2	4/11/2014 17:31 64.0	10/11/2014 12:01 72.2	14/11/2014 18:31 64.0	20/11/2014 13:01 67.7	26/11/2014 7:31 65.2	30/10/2014 11:31 66.3	4/11/2014 18:01 63.7	10/11/2014 12:31 68.6	15/11/2014 7:01 63.3	20/11/2014 13:31 67.9	26/11/2014 8:01 66.4	30/10/2014 12:01 67.0	4/11/2014 18:31 63.9	10/11/2014 13:01 68.2	15/11/2014 7:31 64.0	20/11/2014 14:01 68.0	26/11/2014 8:31 68.8	30/10/2014 12:31 65.7	5/11/2014 7:01 64.3	10/11/2014 13:31 68.3	15/11/2014 8:01 64.8	20/11/2014 14:31 67.7	26/11/2014 9:01 68.7	30/10/2014 13:01 67.2	5/11/2014 7:31 65.2	10/11/2014 14:01 67.6	15/11/2014 8:31 65.5	20/11/2014 15:01 67.2	26/11/2014 9:31 68.8	30/10/2014 13:31 67.1	5/11/2014 8:01 64.8	10/11/2014 14:31 66.1	15/11/2014 9:01 66.1	20/11/2014 15:31 66.4	26/11/2014 10:01 68.2	30/10/2014 14:01 66.8	5/11/2014 8:31 65.9	10/11/2014 15:01 66.3	15/11/2014 9:31 66.5	20/11/2014 16:01 67.8	26/11/2014 10:31 69.1	30/10/2014 14:31 66.5	5/11/2014 9:01 66.4	10/11/2014 15:31 67.2	15/11/2014 10:01 65.5	20/11/2014 16:31 68.4	26/11/2014 11:01 68.5	30/10/2014 15:01 67.6	5/11/2014 9:31 66.3	10/11/2014 16:01 72.0	15/11/2014 10:31 65.9	20/11/2014 17:01 68.8	26/11/2014 11:31 67.3	30/10/2014 15:31 67.7	5/11/2014 10:01 66.1	10/11/2014 16:31 67.3	15/11/2014 11:01 65.8	20/11/2014 17:31 67.8	26/11/2014 12:01 65.7	30/10/2014 16:01 67.6	5/11/2014 10:31 66.3	10/11/2014 17:01 66.3	15/11/2014 11:31 64.9	20/11/2014 18:01 68.4	26/11/2014 12:31 65.8	30/10/2014 16:31 67.2	5/11/2014 11:01 65.7	10/11/2014 17:31 65.1	15/11/2014 12:01 64.7	20/11/2014 18:31 65.5	26/11/2014 13:01 69.2	30/10/2014 17:01 67.6	5/11/2014 11:31 65.7	10/11/2014 18:01 65.2	15/11/2014 12:31 64.6	21/11/2014 7:01 64.6	26/11/2014 13:31 67.6	30/10/2014 17:31 65.5	5/11/2014 12:01 64.3	10/11/2014 18:31 65.4	15/11/2014 13:01 65.2	21/11/2014 7:31 65.5	26/11/2014 14:01 68.2	30/10/2014 18:01 64.7	5/11/2014 12:31 63.8	11/11/2014 7:01 64.9	15/11/2014 13:31 65.9	21/11/2014 8:01 66.7	26/11/2014 14:31 68.1	30/10/2014 18:31 65.4	5/11/2014 13:01 66.3	11/11/2014 7:31 65.3	15/11/2014 14:01 65.5	21/11/2014 8:31 69.0	26/11/2014 15:01 67.9	31/10/2014 7:01 64.5	5/11/2014 13:31 66.9	11/11/2014 8:01 64.8	15/11/2014 14:31 65.7	21/11/2014 9:01 69.1	26/11/2014 15:31 67.5	31/10/2014 7:31 65.1	5/11/2014 14:01 66																																																																																																						
28/10/2014 14:31 66.5	3/11/2014 9:01 66.4	7/11/2014 15:31 68.2	13/11/2014 10:01 68.8	18/11/2014 16:31 67.6	24/11/2014 11:01 70.0	28/10/2014 15:01 68.5	3/11/2014 9:31 66.9	7/11/2014 16:01 69.3	13/11/2014 10:31 66.4	18/11/2014 17:01 65.8	24/11/2014 11:31 68.4	28/10/2014 15:31 66.9	3/11/2014 10:01 67.2	7/11/2014 16:31 67.1	13/11/2014 11:01 64.8	18/11/2014 17:31 64.2	24/11/2014 12:01 65.7	28/10/2014 16:01 66.9	3/11/2014 10:31 67.2	7/11/2014 17:01 66.5	13/11/2014 11:31 65.0	18/11/2014 18:01 64.7	24/11/2014 12:31 65.1	28/10/2014 16:31 66.7	3/11/2014 11:01 66.9	7/11/2014 17:31 64.7	13/11/2014 12:01 63.9	18/11/2014 18:31 64.3	24/11/2014 13:01 69.0	28/10/2014 17:01 67.6	3/11/2014 11:31 66.5	7/11/2014 18:01 63.8	13/11/2014 12:31 64.8	19/11/2014 7:01 64.4	24/11/2014 13:31 69.9	28/10/2014 17:31 65.8	3/11/2014 12:01 65.1	7/11/2014 18:31 63.8	13/11/2014 13:01 67.4	19/11/2014 7:31 66.1	24/11/2014 14:01 69.7	28/10/2014 18:01 65.3	3/11/2014 12:31 65.0	8/11/2014 7:01 66.1	13/11/2014 13:31 68.4	19/11/2014 8:01 64.9	24/11/2014 14:31 69.9	28/10/2014 18:31 64.7	3/11/2014 13:01 67.4	8/11/2014 7:31 66.1	13/11/2014 14:01 68.3	19/11/2014 8:31 65.6	24/11/2014 15:01 68.6	29/10/2014 7:01 64.4	3/11/2014 13:31 67.6	8/11/2014 8:01 67.1	13/11/2014 14:31 66.1	19/11/2014 9:01 68.3	24/11/2014 15:31 69.6	29/10/2014 7:31 65.2	3/11/2014 14:01 67.2	8/11/2014 8:31 67.6	13/11/2014 15:01 65.1	19/11/2014 9:31 68.8	24/11/2014 16:01 70.1	29/10/2014 8:01 64.9	3/11/2014 14:31 66.3	8/11/2014 9:01 67.6	13/11/2014 15:31 65.5	19/11/2014 10:01 67.9	24/11/2014 16:31 70.0	29/10/2014 8:31 65.4	3/11/2014 15:01 65.8	8/11/2014 9:31 67.7	13/11/2014 16:01 66.2	19/11/2014 10:31 67.3	24/11/2014 17:01 70.1	29/10/2014 9:01 66.5	3/11/2014 15:31 65.9	8/11/2014 10:01 67.5	13/11/2014 16:31 66.5	19/11/2014 11:01 67.0	24/11/2014 17:31 66.9	29/10/2014 9:31 67.2	3/11/2014 16:01 66.7	8/11/2014 10:31 67.6	13/11/2014 17:01 66.3	19/11/2014 11:31 65.7	24/11/2014 18:01 64.5	29/10/2014 10:01 69.9	3/11/2014 16:31 67.8	8/11/2014 11:01 67.8	13/11/2014 17:31 64.7	19/11/2014 12:01 65.5	24/11/2014 18:31 64.3	29/10/2014 10:31 68.0	3/11/2014 17:01 65.9	8/11/2014 11:31 66.9	13/11/2014 18:01 63.6	19/11/2014 12:31 65.1	25/11/2014 7:01 64.9	29/10/2014 11:01 67.6	3/11/2014 17:31 65.6	8/11/2014 12:01 65.6	13/11/2014 18:31 63.6	19/11/2014 13:01 66.8	25/11/2014 7:31 65.6	29/10/2014 11:31 68.3	3/11/2014 18:01 64.5	8/11/2014 12:31 64.6	14/11/2014 7:01 64.9	19/11/2014 13:31 67.9	25/11/2014 8:01 67.8	29/10/2014 12:01 66.2	3/11/2014 18:31 64.3	8/11/2014 13:01 66.3	14/11/2014 7:31 66.1	19/11/2014 14:01 66.6	25/11/2014 8:31 69.8	29/10/2014 12:31 65.4	4/11/2014 7:01 64.2	8/11/2014 13:31 66.9	14/11/2014 8:01 65.7	19/11/2014 14:31 67.1	25/11/2014 9:01 69.8	29/10/2014 13:01 68.9	4/11/2014 7:31 65.2	8/11/2014 14:01 67.2	14/11/2014 8:31 67.0	19/11/2014 15:01 66.8	25/11/2014 9:31 69.5	29/10/2014 13:31 68.8	4/11/2014 8:01 65.1	8/11/2014 14:31 67.8	14/11/2014 9:01 67.0	19/11/2014 15:31 67.3	25/11/2014 10:01 69.9	29/10/2014 14:01 67.8	4/11/2014 8:31 65.6	8/11/2014 15:01 66.1	14/11/2014 9:31 67.2	19/11/2014 16:01 67.6	25/11/2014 10:31 69.0	29/10/2014 14:31 68.2	4/11/2014 9:01 66.1	8/11/2014 15:31 65.4	14/11/2014 10:01 69.6	19/11/2014 16:31 67.8	25/11/2014 11:01 66.4	29/10/2014 15:01 69.0	4/11/2014 9:31 66.5	8/11/2014 16:01 66.4	14/11/2014 10:31 67.4	19/11/2014 17:01 67.2	25/11/2014 11:31 65.6	29/10/2014 15:31 68.4	4/11/2014 10:01 66.8	8/11/2014 16:31 66.9	14/11/2014 11:01 67.2	19/11/2014 17:31 64.4	25/11/2014 12:01 65.1	29/10/2014 16:01 67.5	4/11/2014 10:31 67.1	8/11/2014 17:01 65.8	14/11/2014 11:31 66.4	19/11/2014 18:01 64.2	25/11/2014 12:31 65.2	29/10/2014 16:31 66.8	4/11/2014 11:01 66.9	8/11/2014 17:31 65.7	14/11/2014 12:01 65.6	19/11/2014 18:31 63.3	25/11/2014 13:01 66.4	29/10/2014 17:01 66.4	4/11/2014 11:31 66.2	8/11/2014 18:01 66.1	14/11/2014 12:31 64.8	20/11/2014 7:01 64.7	25/11/2014 13:31 67.5	29/10/2014 17:31 65.0	4/11/2014 12:01 65.8	8/11/2014 18:31 65.3	14/11/2014 13:01 67.0	20/11/2014 7:31 65.3	25/11/2014 14:01 66.9	29/10/2014 18:01 64.9	4/11/2014 12:31 66.0	10/11/2014 7:01 65.0	14/11/2014 13:31 66.9	20/11/2014 8:01 68.4	25/11/2014 14:31 66.6	29/10/2014 18:31 64.7	4/11/2014 13:01 66.9	10/11/2014 7:31 66.1	14/11/2014 14:01 66.4	20/11/2014 8:31 67.3	25/11/2014 15:01 66.5	30/10/2014 7:01 64.4	4/11/2014 13:31 67.0	10/11/2014 8:01 65.1	14/11/2014 14:31 67.8	20/11/2014 9:01 67.9	25/11/2014 15:31 66.8	30/10/2014 7:31 65.3	4/11/2014 14:01 66.9	10/11/2014 8:31 66.9	14/11/2014 15:01 67.4	20/11/2014 9:31 67.7	25/11/2014 16:01 67.5	30/10/2014 8:01 65.2	4/11/2014 14:31 66.7	10/11/2014 9:01 67.5	14/11/2014 15:31 65.9	20/11/2014 10:01 67.8	25/11/2014 16:31 67.9	30/10/2014 8:31 65.6	4/11/2014 15:01 66.1	10/11/2014 9:31 66.3	14/11/2014 16:01 68.2	20/11/2014 10:31 68.2	25/11/2014 17:01 68.1	30/10/2014 9:01 65.9	4/11/2014 15:31 65.3	10/11/2014 10:01 66.9	14/11/2014 16:31 67.5	20/11/2014 11:01 68.2	25/11/2014 17:31 67.8	30/10/2014 9:31 66.4	4/11/2014 16:01 65.2	10/11/2014 10:31 68.9	14/11/2014 17:01 68.4	20/11/2014 11:31 66.5	25/11/2014 18:01 67.9	30/10/2014 10:01 67.3	4/11/2014 16:31 65.4	10/11/2014 11:01 69.2	14/11/2014 17:31 64.7	20/11/2014 12:01 65.1	25/11/2014 18:31 65.0	30/10/2014 10:31 69.1	4/11/2014 17:01 65.2	10/11/2014 11:31 55.8	14/11/2014 18:01 64.2	20/11/2014 12:31 65.5	26/11/2014 7:01 64.4	30/10/2014 11:01 68.2	4/11/2014 17:31 64.0	10/11/2014 12:01 72.2	14/11/2014 18:31 64.0	20/11/2014 13:01 67.7	26/11/2014 7:31 65.2	30/10/2014 11:31 66.3	4/11/2014 18:01 63.7	10/11/2014 12:31 68.6	15/11/2014 7:01 63.3	20/11/2014 13:31 67.9	26/11/2014 8:01 66.4	30/10/2014 12:01 67.0	4/11/2014 18:31 63.9	10/11/2014 13:01 68.2	15/11/2014 7:31 64.0	20/11/2014 14:01 68.0	26/11/2014 8:31 68.8	30/10/2014 12:31 65.7	5/11/2014 7:01 64.3	10/11/2014 13:31 68.3	15/11/2014 8:01 64.8	20/11/2014 14:31 67.7	26/11/2014 9:01 68.7	30/10/2014 13:01 67.2	5/11/2014 7:31 65.2	10/11/2014 14:01 67.6	15/11/2014 8:31 65.5	20/11/2014 15:01 67.2	26/11/2014 9:31 68.8	30/10/2014 13:31 67.1	5/11/2014 8:01 64.8	10/11/2014 14:31 66.1	15/11/2014 9:01 66.1	20/11/2014 15:31 66.4	26/11/2014 10:01 68.2	30/10/2014 14:01 66.8	5/11/2014 8:31 65.9	10/11/2014 15:01 66.3	15/11/2014 9:31 66.5	20/11/2014 16:01 67.8	26/11/2014 10:31 69.1	30/10/2014 14:31 66.5	5/11/2014 9:01 66.4	10/11/2014 15:31 67.2	15/11/2014 10:01 65.5	20/11/2014 16:31 68.4	26/11/2014 11:01 68.5	30/10/2014 15:01 67.6	5/11/2014 9:31 66.3	10/11/2014 16:01 72.0	15/11/2014 10:31 65.9	20/11/2014 17:01 68.8	26/11/2014 11:31 67.3	30/10/2014 15:31 67.7	5/11/2014 10:01 66.1	10/11/2014 16:31 67.3	15/11/2014 11:01 65.8	20/11/2014 17:31 67.8	26/11/2014 12:01 65.7	30/10/2014 16:01 67.6	5/11/2014 10:31 66.3	10/11/2014 17:01 66.3	15/11/2014 11:31 64.9	20/11/2014 18:01 68.4	26/11/2014 12:31 65.8	30/10/2014 16:31 67.2	5/11/2014 11:01 65.7	10/11/2014 17:31 65.1	15/11/2014 12:01 64.7	20/11/2014 18:31 65.5	26/11/2014 13:01 69.2	30/10/2014 17:01 67.6	5/11/2014 11:31 65.7	10/11/2014 18:01 65.2	15/11/2014 12:31 64.6	21/11/2014 7:01 64.6	26/11/2014 13:31 67.6	30/10/2014 17:31 65.5	5/11/2014 12:01 64.3	10/11/2014 18:31 65.4	15/11/2014 13:01 65.2	21/11/2014 7:31 65.5	26/11/2014 14:01 68.2	30/10/2014 18:01 64.7	5/11/2014 12:31 63.8	11/11/2014 7:01 64.9	15/11/2014 13:31 65.9	21/11/2014 8:01 66.7	26/11/2014 14:31 68.1	30/10/2014 18:31 65.4	5/11/2014 13:01 66.3	11/11/2014 7:31 65.3	15/11/2014 14:01 65.5	21/11/2014 8:31 69.0	26/11/2014 15:01 67.9	31/10/2014 7:01 64.5	5/11/2014 13:31 66.9	11/11/2014 8:01 64.8	15/11/2014 14:31 65.7	21/11/2014 9:01 69.1	26/11/2014 15:31 67.5	31/10/2014 7:31 65.1	5/11/2014 14:01 66																																																																																																												
28/10/2014 15:01 68.5	3/11/2014 9:31 66.9	7/11/2014 16:01 69.3	13/11/2014 10:31 66.4	18/11/2014 17:01 65.8	24/11/2014 11:31 68.4	28/10/2014 15:31 66.9	3/11/2014 10:01 67.2	7/11/2014 16:31 67.1	13/11/2014 11:01 64.8	18/11/2014 17:31 64.2	24/11/2014 12:01 65.7	28/10/2014 16:01 66.9	3/11/2014 10:31 67.2	7/11/2014 17:01 66.5	13/11/2014 11:31 65.0	18/11/2014 18:01 64.7	24/11/2014 12:31 65.1	28/10/2014 16:31 66.7	3/11/2014 11:01 66.9	7/11/2014 17:31 64.7	13/11/2014 12:01 63.9	18/11/2014 18:31 64.3	24/11/2014 13:01 69.0	28/10/2014 17:01 67.6	3/11/2014 11:31 66.5	7/11/2014 18:01 63.8	13/11/2014 12:31 64.8	19/11/2014 7:01 64.4	24/11/2014 13:31 69.9	28/10/2014 17:31 65.8	3/11/2014 12:01 65.1	7/11/2014 18:31 63.8	13/11/2014 13:01 67.4	19/11/2014 7:31 66.1	24/11/2014 14:01 69.7	28/10/2014 18:01 65.3	3/11/2014 12:31 65.0	8/11/2014 7:01 66.1	13/11/2014 13:31 68.4	19/11/2014 8:01 64.9	24/11/2014 14:31 69.9	28/10/2014 18:31 64.7	3/11/2014 13:01 67.4	8/11/2014 7:31 66.1	13/11/2014 14:01 68.3	19/11/2014 8:31 65.6	24/11/2014 15:01 68.6	29/10/2014 7:01 64.4	3/11/2014 13:31 67.6	8/11/2014 8:01 67.1	13/11/2014 14:31 66.1	19/11/2014 9:01 68.3	24/11/2014 15:31 69.6	29/10/2014 7:31 65.2	3/11/2014 14:01 67.2	8/11/2014 8:31 67.6	13/11/2014 15:01 65.1	19/11/2014 9:31 68.8	24/11/2014 16:01 70.1	29/10/2014 8:01 64.9	3/11/2014 14:31 66.3	8/11/2014 9:01 67.6	13/11/2014 15:31 65.5	19/11/2014 10:01 67.9	24/11/2014 16:31 70.0	29/10/2014 8:31 65.4	3/11/2014 15:01 65.8	8/11/2014 9:31 67.7	13/11/2014 16:01 66.2	19/11/2014 10:31 67.3	24/11/2014 17:01 70.1	29/10/2014 9:01 66.5	3/11/2014 15:31 65.9	8/11/2014 10:01 67.5	13/11/2014 16:31 66.5	19/11/2014 11:01 67.0	24/11/2014 17:31 66.9	29/10/2014 9:31 67.2	3/11/2014 16:01 66.7	8/11/2014 10:31 67.6	13/11/2014 17:01 66.3	19/11/2014 11:31 65.7	24/11/2014 18:01 64.5	29/10/2014 10:01 69.9	3/11/2014 16:31 67.8	8/11/2014 11:01 67.8	13/11/2014 17:31 64.7	19/11/2014 12:01 65.5	24/11/2014 18:31 64.3	29/10/2014 10:31 68.0	3/11/2014 17:01 65.9	8/11/2014 11:31 66.9	13/11/2014 18:01 63.6	19/11/2014 12:31 65.1	25/11/2014 7:01 64.9	29/10/2014 11:01 67.6	3/11/2014 17:31 65.6	8/11/2014 12:01 65.6	13/11/2014 18:31 63.6	19/11/2014 13:01 66.8	25/11/2014 7:31 65.6	29/10/2014 11:31 68.3	3/11/2014 18:01 64.5	8/11/2014 12:31 64.6	14/11/2014 7:01 64.9	19/11/2014 13:31 67.9	25/11/2014 8:01 67.8	29/10/2014 12:01 66.2	3/11/2014 18:31 64.3	8/11/2014 13:01 66.3	14/11/2014 7:31 66.1	19/11/2014 14:01 66.6	25/11/2014 8:31 69.8	29/10/2014 12:31 65.4	4/11/2014 7:01 64.2	8/11/2014 13:31 66.9	14/11/2014 8:01 65.7	19/11/2014 14:31 67.1	25/11/2014 9:01 69.8	29/10/2014 13:01 68.9	4/11/2014 7:31 65.2	8/11/2014 14:01 67.2	14/11/2014 8:31 67.0	19/11/2014 15:01 66.8	25/11/2014 9:31 69.5	29/10/2014 13:31 68.8	4/11/2014 8:01 65.1	8/11/2014 14:31 67.8	14/11/2014 9:01 67.0	19/11/2014 15:31 67.3	25/11/2014 10:01 69.9	29/10/2014 14:01 67.8	4/11/2014 8:31 65.6	8/11/2014 15:01 66.1	14/11/2014 9:31 67.2	19/11/2014 16:01 67.6	25/11/2014 10:31 69.0	29/10/2014 14:31 68.2	4/11/2014 9:01 66.1	8/11/2014 15:31 65.4	14/11/2014 10:01 69.6	19/11/2014 16:31 67.8	25/11/2014 11:01 66.4	29/10/2014 15:01 69.0	4/11/2014 9:31 66.5	8/11/2014 16:01 66.4	14/11/2014 10:31 67.4	19/11/2014 17:01 67.2	25/11/2014 11:31 65.6	29/10/2014 15:31 68.4	4/11/2014 10:01 66.8	8/11/2014 16:31 66.9	14/11/2014 11:01 67.2	19/11/2014 17:31 64.4	25/11/2014 12:01 65.1	29/10/2014 16:01 67.5	4/11/2014 10:31 67.1	8/11/2014 17:01 65.8	14/11/2014 11:31 66.4	19/11/2014 18:01 64.2	25/11/2014 12:31 65.2	29/10/2014 16:31 66.8	4/11/2014 11:01 66.9	8/11/2014 17:31 65.7	14/11/2014 12:01 65.6	19/11/2014 18:31 63.3	25/11/2014 13:01 66.4	29/10/2014 17:01 66.4	4/11/2014 11:31 66.2	8/11/2014 18:01 66.1	14/11/2014 12:31 64.8	20/11/2014 7:01 64.7	25/11/2014 13:31 67.5	29/10/2014 17:31 65.0	4/11/2014 12:01 65.8	8/11/2014 18:31 65.3	14/11/2014 13:01 67.0	20/11/2014 7:31 65.3	25/11/2014 14:01 66.9	29/10/2014 18:01 64.9	4/11/2014 12:31 66.0	10/11/2014 7:01 65.0	14/11/2014 13:31 66.9	20/11/2014 8:01 68.4	25/11/2014 14:31 66.6	29/10/2014 18:31 64.7	4/11/2014 13:01 66.9	10/11/2014 7:31 66.1	14/11/2014 14:01 66.4	20/11/2014 8:31 67.3	25/11/2014 15:01 66.5	30/10/2014 7:01 64.4	4/11/2014 13:31 67.0	10/11/2014 8:01 65.1	14/11/2014 14:31 67.8	20/11/2014 9:01 67.9	25/11/2014 15:31 66.8	30/10/2014 7:31 65.3	4/11/2014 14:01 66.9	10/11/2014 8:31 66.9	14/11/2014 15:01 67.4	20/11/2014 9:31 67.7	25/11/2014 16:01 67.5	30/10/2014 8:01 65.2	4/11/2014 14:31 66.7	10/11/2014 9:01 67.5	14/11/2014 15:31 65.9	20/11/2014 10:01 67.8	25/11/2014 16:31 67.9	30/10/2014 8:31 65.6	4/11/2014 15:01 66.1	10/11/2014 9:31 66.3	14/11/2014 16:01 68.2	20/11/2014 10:31 68.2	25/11/2014 17:01 68.1	30/10/2014 9:01 65.9	4/11/2014 15:31 65.3	10/11/2014 10:01 66.9	14/11/2014 16:31 67.5	20/11/2014 11:01 68.2	25/11/2014 17:31 67.8	30/10/2014 9:31 66.4	4/11/2014 16:01 65.2	10/11/2014 10:31 68.9	14/11/2014 17:01 68.4	20/11/2014 11:31 66.5	25/11/2014 18:01 67.9	30/10/2014 10:01 67.3	4/11/2014 16:31 65.4	10/11/2014 11:01 69.2	14/11/2014 17:31 64.7	20/11/2014 12:01 65.1	25/11/2014 18:31 65.0	30/10/2014 10:31 69.1	4/11/2014 17:01 65.2	10/11/2014 11:31 55.8	14/11/2014 18:01 64.2	20/11/2014 12:31 65.5	26/11/2014 7:01 64.4	30/10/2014 11:01 68.2	4/11/2014 17:31 64.0	10/11/2014 12:01 72.2	14/11/2014 18:31 64.0	20/11/2014 13:01 67.7	26/11/2014 7:31 65.2	30/10/2014 11:31 66.3	4/11/2014 18:01 63.7	10/11/2014 12:31 68.6	15/11/2014 7:01 63.3	20/11/2014 13:31 67.9	26/11/2014 8:01 66.4	30/10/2014 12:01 67.0	4/11/2014 18:31 63.9	10/11/2014 13:01 68.2	15/11/2014 7:31 64.0	20/11/2014 14:01 68.0	26/11/2014 8:31 68.8	30/10/2014 12:31 65.7	5/11/2014 7:01 64.3	10/11/2014 13:31 68.3	15/11/2014 8:01 64.8	20/11/2014 14:31 67.7	26/11/2014 9:01 68.7	30/10/2014 13:01 67.2	5/11/2014 7:31 65.2	10/11/2014 14:01 67.6	15/11/2014 8:31 65.5	20/11/2014 15:01 67.2	26/11/2014 9:31 68.8	30/10/2014 13:31 67.1	5/11/2014 8:01 64.8	10/11/2014 14:31 66.1	15/11/2014 9:01 66.1	20/11/2014 15:31 66.4	26/11/2014 10:01 68.2	30/10/2014 14:01 66.8	5/11/2014 8:31 65.9	10/11/2014 15:01 66.3	15/11/2014 9:31 66.5	20/11/2014 16:01 67.8	26/11/2014 10:31 69.1	30/10/2014 14:31 66.5	5/11/2014 9:01 66.4	10/11/2014 15:31 67.2	15/11/2014 10:01 65.5	20/11/2014 16:31 68.4	26/11/2014 11:01 68.5	30/10/2014 15:01 67.6	5/11/2014 9:31 66.3	10/11/2014 16:01 72.0	15/11/2014 10:31 65.9	20/11/2014 17:01 68.8	26/11/2014 11:31 67.3	30/10/2014 15:31 67.7	5/11/2014 10:01 66.1	10/11/2014 16:31 67.3	15/11/2014 11:01 65.8	20/11/2014 17:31 67.8	26/11/2014 12:01 65.7	30/10/2014 16:01 67.6	5/11/2014 10:31 66.3	10/11/2014 17:01 66.3	15/11/2014 11:31 64.9	20/11/2014 18:01 68.4	26/11/2014 12:31 65.8	30/10/2014 16:31 67.2	5/11/2014 11:01 65.7	10/11/2014 17:31 65.1	15/11/2014 12:01 64.7	20/11/2014 18:31 65.5	26/11/2014 13:01 69.2	30/10/2014 17:01 67.6	5/11/2014 11:31 65.7	10/11/2014 18:01 65.2	15/11/2014 12:31 64.6	21/11/2014 7:01 64.6	26/11/2014 13:31 67.6	30/10/2014 17:31 65.5	5/11/2014 12:01 64.3	10/11/2014 18:31 65.4	15/11/2014 13:01 65.2	21/11/2014 7:31 65.5	26/11/2014 14:01 68.2	30/10/2014 18:01 64.7	5/11/2014 12:31 63.8	11/11/2014 7:01 64.9	15/11/2014 13:31 65.9	21/11/2014 8:01 66.7	26/11/2014 14:31 68.1	30/10/2014 18:31 65.4	5/11/2014 13:01 66.3	11/11/2014 7:31 65.3	15/11/2014 14:01 65.5	21/11/2014 8:31 69.0	26/11/2014 15:01 67.9	31/10/2014 7:01 64.5	5/11/2014 13:31 66.9	11/11/2014 8:01 64.8	15/11/2014 14:31 65.7	21/11/2014 9:01 69.1	26/11/2014 15:31 67.5	31/10/2014 7:31 65.1	5/11/2014 14:01 66																																																																																																																		
28/10/2014 15:31 66.9	3/11/2014 10:01 67.2	7/11/2014 16:31 67.1	13/11/2014 11:01 64.8	18/11/2014 17:31 64.2	24/11/2014 12:01 65.7	28/10/2014 16:01 66.9	3/11/2014 10:31 67.2	7/11/2014 17:01 66.5	13/11/2014 11:31 65.0	18/11/2014 18:01 64.7	24/11/2014 12:31 65.1	28/10/2014 16:31 66.7	3/11/2014 11:01 66.9	7/11/2014 17:31 64.7	13/11/2014 12:01 63.9	18/11/2014 18:31 64.3	24/11/2014 13:01 69.0	28/10/2014 17:01 67.6	3/11/2014 11:31 66.5	7/11/2014 18:01 63.8	13/11/2014 12:31 64.8	19/11/2014 7:01 64.4	24/11/2014 13:31 69.9	28/10/2014 17:31 65.8	3/11/2014 12:01 65.1	7/11/2014 18:31 63.8	13/11/2014 13:01 67.4	19/11/2014 7:31 66.1	24/11/2014 14:01 69.7	28/10/2014 18:01 65.3	3/11/2014 12:31 65.0	8/11/2014 7:01 66.1	13/11/2014 13:31 68.4	19/11/2014 8:01 64.9	24/11/2014 14:31 69.9	28/10/2014 18:31 64.7	3/11/2014 13:01 67.4	8/11/2014 7:31 66.1	13/11/2014 14:01 68.3	19/11/2014 8:31 65.6	24/11/2014 15:01 68.6	29/10/2014 7:01 64.4	3/11/2014 13:31 67.6	8/11/2014 8:01 67.1	13/11/2014 14:31 66.1	19/11/2014 9:01 68.3	24/11/2014 15:31 69.6	29/10/2014 7:31 65.2	3/11/2014 14:01 67.2	8/11/2014 8:31 67.6	13/11/2014 15:01 65.1	19/11/2014 9:31 68.8	24/11/2014 16:01 70.1	29/10/2014 8:01 64.9	3/11/2014 14:31 66.3	8/11/2014 9:01 67.6	13/11/2014 15:31 65.5	19/11/2014 10:01 67.9	24/11/2014 16:31 70.0	29/10/2014 8:31 65.4	3/11/2014 15:01 65.8	8/11/2014 9:31 67.7	13/11/2014 16:01 66.2	19/11/2014 10:31 67.3	24/11/2014 17:01 70.1	29/10/2014 9:01 66.5	3/11/2014 15:31 65.9	8/11/2014 10:01 67.5	13/11/2014 16:31 66.5	19/11/2014 11:01 67.0	24/11/2014 17:31 66.9	29/10/2014 9:31 67.2	3/11/2014 16:01 66.7	8/11/2014 10:31 67.6	13/11/2014 17:01 66.3	19/11/2014 11:31 65.7	24/11/2014 18:01 64.5	29/10/2014 10:01 69.9	3/11/2014 16:31 67.8	8/11/2014 11:01 67.8	13/11/2014 17:31 64.7	19/11/2014 12:01 65.5	24/11/2014 18:31 64.3	29/10/2014 10:31 68.0	3/11/2014 17:01 65.9	8/11/2014 11:31 66.9	13/11/2014 18:01 63.6	19/11/2014 12:31 65.1	25/11/2014 7:01 64.9	29/10/2014 11:01 67.6	3/11/2014 17:31 65.6	8/11/2014 12:01 65.6	13/11/2014 18:31 63.6	19/11/2014 13:01 66.8	25/11/2014 7:31 65.6	29/10/2014 11:31 68.3	3/11/2014 18:01 64.5	8/11/2014 12:31 64.6	14/11/2014 7:01 64.9	19/11/2014 13:31 67.9	25/11/2014 8:01 67.8	29/10/2014 12:01 66.2	3/11/2014 18:31 64.3	8/11/2014 13:01 66.3	14/11/2014 7:31 66.1	19/11/2014 14:01 66.6	25/11/2014 8:31 69.8	29/10/2014 12:31 65.4	4/11/2014 7:01 64.2	8/11/2014 13:31 66.9	14/11/2014 8:01 65.7	19/11/2014 14:31 67.1	25/11/2014 9:01 69.8	29/10/2014 13:01 68.9	4/11/2014 7:31 65.2	8/11/2014 14:01 67.2	14/11/2014 8:31 67.0	19/11/2014 15:01 66.8	25/11/2014 9:31 69.5	29/10/2014 13:31 68.8	4/11/2014 8:01 65.1	8/11/2014 14:31 67.8	14/11/2014 9:01 67.0	19/11/2014 15:31 67.3	25/11/2014 10:01 69.9	29/10/2014 14:01 67.8	4/11/2014 8:31 65.6	8/11/2014 15:01 66.1	14/11/2014 9:31 67.2	19/11/2014 16:01 67.6	25/11/2014 10:31 69.0	29/10/2014 14:31 68.2	4/11/2014 9:01 66.1	8/11/2014 15:31 65.4	14/11/2014 10:01 69.6	19/11/2014 16:31 67.8	25/11/2014 11:01 66.4	29/10/2014 15:01 69.0	4/11/2014 9:31 66.5	8/11/2014 16:01 66.4	14/11/2014 10:31 67.4	19/11/2014 17:01 67.2	25/11/2014 11:31 65.6	29/10/2014 15:31 68.4	4/11/2014 10:01 66.8	8/11/2014 16:31 66.9	14/11/2014 11:01 67.2	19/11/2014 17:31 64.4	25/11/2014 12:01 65.1	29/10/2014 16:01 67.5	4/11/2014 10:31 67.1	8/11/2014 17:01 65.8	14/11/2014 11:31 66.4	19/11/2014 18:01 64.2	25/11/2014 12:31 65.2	29/10/2014 16:31 66.8	4/11/2014 11:01 66.9	8/11/2014 17:31 65.7	14/11/2014 12:01 65.6	19/11/2014 18:31 63.3	25/11/2014 13:01 66.4	29/10/2014 17:01 66.4	4/11/2014 11:31 66.2	8/11/2014 18:01 66.1	14/11/2014 12:31 64.8	20/11/2014 7:01 64.7	25/11/2014 13:31 67.5	29/10/2014 17:31 65.0	4/11/2014 12:01 65.8	8/11/2014 18:31 65.3	14/11/2014 13:01 67.0	20/11/2014 7:31 65.3	25/11/2014 14:01 66.9	29/10/2014 18:01 64.9	4/11/2014 12:31 66.0	10/11/2014 7:01 65.0	14/11/2014 13:31 66.9	20/11/2014 8:01 68.4	25/11/2014 14:31 66.6	29/10/2014 18:31 64.7	4/11/2014 13:01 66.9	10/11/2014 7:31 66.1	14/11/2014 14:01 66.4	20/11/2014 8:31 67.3	25/11/2014 15:01 66.5	30/10/2014 7:01 64.4	4/11/2014 13:31 67.0	10/11/2014 8:01 65.1	14/11/2014 14:31 67.8	20/11/2014 9:01 67.9	25/11/2014 15:31 66.8	30/10/2014 7:31 65.3	4/11/2014 14:01 66.9	10/11/2014 8:31 66.9	14/11/2014 15:01 67.4	20/11/2014 9:31 67.7	25/11/2014 16:01 67.5	30/10/2014 8:01 65.2	4/11/2014 14:31 66.7	10/11/2014 9:01 67.5	14/11/2014 15:31 65.9	20/11/2014 10:01 67.8	25/11/2014 16:31 67.9	30/10/2014 8:31 65.6	4/11/2014 15:01 66.1	10/11/2014 9:31 66.3	14/11/2014 16:01 68.2	20/11/2014 10:31 68.2	25/11/2014 17:01 68.1	30/10/2014 9:01 65.9	4/11/2014 15:31 65.3	10/11/2014 10:01 66.9	14/11/2014 16:31 67.5	20/11/2014 11:01 68.2	25/11/2014 17:31 67.8	30/10/2014 9:31 66.4	4/11/2014 16:01 65.2	10/11/2014 10:31 68.9	14/11/2014 17:01 68.4	20/11/2014 11:31 66.5	25/11/2014 18:01 67.9	30/10/2014 10:01 67.3	4/11/2014 16:31 65.4	10/11/2014 11:01 69.2	14/11/2014 17:31 64.7	20/11/2014 12:01 65.1	25/11/2014 18:31 65.0	30/10/2014 10:31 69.1	4/11/2014 17:01 65.2	10/11/2014 11:31 55.8	14/11/2014 18:01 64.2	20/11/2014 12:31 65.5	26/11/2014 7:01 64.4	30/10/2014 11:01 68.2	4/11/2014 17:31 64.0	10/11/2014 12:01 72.2	14/11/2014 18:31 64.0	20/11/2014 13:01 67.7	26/11/2014 7:31 65.2	30/10/2014 11:31 66.3	4/11/2014 18:01 63.7	10/11/2014 12:31 68.6	15/11/2014 7:01 63.3	20/11/2014 13:31 67.9	26/11/2014 8:01 66.4	30/10/2014 12:01 67.0	4/11/2014 18:31 63.9	10/11/2014 13:01 68.2	15/11/2014 7:31 64.0	20/11/2014 14:01 68.0	26/11/2014 8:31 68.8	30/10/2014 12:31 65.7	5/11/2014 7:01 64.3	10/11/2014 13:31 68.3	15/11/2014 8:01 64.8	20/11/2014 14:31 67.7	26/11/2014 9:01 68.7	30/10/2014 13:01 67.2	5/11/2014 7:31 65.2	10/11/2014 14:01 67.6	15/11/2014 8:31 65.5	20/11/2014 15:01 67.2	26/11/2014 9:31 68.8	30/10/2014 13:31 67.1	5/11/2014 8:01 64.8	10/11/2014 14:31 66.1	15/11/2014 9:01 66.1	20/11/2014 15:31 66.4	26/11/2014 10:01 68.2	30/10/2014 14:01 66.8	5/11/2014 8:31 65.9	10/11/2014 15:01 66.3	15/11/2014 9:31 66.5	20/11/2014 16:01 67.8	26/11/2014 10:31 69.1	30/10/2014 14:31 66.5	5/11/2014 9:01 66.4	10/11/2014 15:31 67.2	15/11/2014 10:01 65.5	20/11/2014 16:31 68.4	26/11/2014 11:01 68.5	30/10/2014 15:01 67.6	5/11/2014 9:31 66.3	10/11/2014 16:01 72.0	15/11/2014 10:31 65.9	20/11/2014 17:01 68.8	26/11/2014 11:31 67.3	30/10/2014 15:31 67.7	5/11/2014 10:01 66.1	10/11/2014 16:31 67.3	15/11/2014 11:01 65.8	20/11/2014 17:31 67.8	26/11/2014 12:01 65.7	30/10/2014 16:01 67.6	5/11/2014 10:31 66.3	10/11/2014 17:01 66.3	15/11/2014 11:31 64.9	20/11/2014 18:01 68.4	26/11/2014 12:31 65.8	30/10/2014 16:31 67.2	5/11/2014 11:01 65.7	10/11/2014 17:31 65.1	15/11/2014 12:01 64.7	20/11/2014 18:31 65.5	26/11/2014 13:01 69.2	30/10/2014 17:01 67.6	5/11/2014 11:31 65.7	10/11/2014 18:01 65.2	15/11/2014 12:31 64.6	21/11/2014 7:01 64.6	26/11/2014 13:31 67.6	30/10/2014 17:31 65.5	5/11/2014 12:01 64.3	10/11/2014 18:31 65.4	15/11/2014 13:01 65.2	21/11/2014 7:31 65.5	26/11/2014 14:01 68.2	30/10/2014 18:01 64.7	5/11/2014 12:31 63.8	11/11/2014 7:01 64.9	15/11/2014 13:31 65.9	21/11/2014 8:01 66.7	26/11/2014 14:31 68.1	30/10/2014 18:31 65.4	5/11/2014 13:01 66.3	11/11/2014 7:31 65.3	15/11/2014 14:01 65.5	21/11/2014 8:31 69.0	26/11/2014 15:01 67.9	31/10/2014 7:01 64.5	5/11/2014 13:31 66.9	11/11/2014 8:01 64.8	15/11/2014 14:31 65.7	21/11/2014 9:01 69.1	26/11/2014 15:31 67.5	31/10/2014 7:31 65.1	5/11/2014 14:01 66																																																																																																																								
28/10/2014 16:01 66.9	3/11/2014 10:31 67.2	7/11/2014 17:01 66.5	13/11/2014 11:31 65.0	18/11/2014 18:01 64.7	24/11/2014 12:31 65.1	28/10/2014 16:31 66.7	3/11/2014 11:01 66.9	7/11/2014 17:31 64.7	13/11/2014 12:01 63.9	18/11/2014 18:31 64.3	24/11/2014 13:01 69.0	28/10/2014 17:01 67.6	3/11/2014 11:31 66.5	7/11/2014 18:01 63.8	13/11/2014 12:31 64.8	19/11/2014 7:01 64.4	24/11/2014 13:31 69.9	28/10/2014 17:31 65.8	3/11/2014 12:01 65.1	7/11/2014 18:31 63.8	13/11/2014 13:01 67.4	19/11/2014 7:31 66.1	24/11/2014 14:01 69.7	28/10/2014 18:01 65.3	3/11/2014 12:31 65.0	8/11/2014 7:01 66.1	13/11/2014 13:31 68.4	19/11/2014 8:01 64.9	24/11/2014 14:31 69.9	28/10/2014 18:31 64.7	3/11/2014 13:01 67.4	8/11/2014 7:31 66.1	13/11/2014 14:01 68.3	19/11/2014 8:31 65.6	24/11/2014 15:01 68.6	29/10/2014 7:01 64.4	3/11/2014 13:31 67.6	8/11/2014 8:01 67.1	13/11/2014 14:31 66.1	19/11/2014 9:01 68.3	24/11/2014 15:31 69.6	29/10/2014 7:31 65.2	3/11/2014 14:01 67.2	8/11/2014 8:31 67.6	13/11/2014 15:01 65.1	19/11/2014 9:31 68.8	24/11/2014 16:01 70.1	29/10/2014 8:01 64.9	3/11/2014 14:31 66.3	8/11/2014 9:01 67.6	13/11/2014 15:31 65.5	19/11/2014 10:01 67.9	24/11/2014 16:31 70.0	29/10/2014 8:31 65.4	3/11/2014 15:01 65.8	8/11/2014 9:31 67.7	13/11/2014 16:01 66.2	19/11/2014 10:31 67.3	24/11/2014 17:01 70.1	29/10/2014 9:01 66.5	3/11/2014 15:31 65.9	8/11/2014 10:01 67.5	13/11/2014 16:31 66.5	19/11/2014 11:01 67.0	24/11/2014 17:31 66.9	29/10/2014 9:31 67.2	3/11/2014 16:01 66.7	8/11/2014 10:31 67.6	13/11/2014 17:01 66.3	19/11/2014 11:31 65.7	24/11/2014 18:01 64.5	29/10/2014 10:01 69.9	3/11/2014 16:31 67.8	8/11/2014 11:01 67.8	13/11/2014 17:31 64.7	19/11/2014 12:01 65.5	24/11/2014 18:31 64.3	29/10/2014 10:31 68.0	3/11/2014 17:01 65.9	8/11/2014 11:31 66.9	13/11/2014 18:01 63.6	19/11/2014 12:31 65.1	25/11/2014 7:01 64.9	29/10/2014 11:01 67.6	3/11/2014 17:31 65.6	8/11/2014 12:01 65.6	13/11/2014 18:31 63.6	19/11/2014 13:01 66.8	25/11/2014 7:31 65.6	29/10/2014 11:31 68.3	3/11/2014 18:01 64.5	8/11/2014 12:31 64.6	14/11/2014 7:01 64.9	19/11/2014 13:31 67.9	25/11/2014 8:01 67.8	29/10/2014 12:01 66.2	3/11/2014 18:31 64.3	8/11/2014 13:01 66.3	14/11/2014 7:31 66.1	19/11/2014 14:01 66.6	25/11/2014 8:31 69.8	29/10/2014 12:31 65.4	4/11/2014 7:01 64.2	8/11/2014 13:31 66.9	14/11/2014 8:01 65.7	19/11/2014 14:31 67.1	25/11/2014 9:01 69.8	29/10/2014 13:01 68.9	4/11/2014 7:31 65.2	8/11/2014 14:01 67.2	14/11/2014 8:31 67.0	19/11/2014 15:01 66.8	25/11/2014 9:31 69.5	29/10/2014 13:31 68.8	4/11/2014 8:01 65.1	8/11/2014 14:31 67.8	14/11/2014 9:01 67.0	19/11/2014 15:31 67.3	25/11/2014 10:01 69.9	29/10/2014 14:01 67.8	4/11/2014 8:31 65.6	8/11/2014 15:01 66.1	14/11/2014 9:31 67.2	19/11/2014 16:01 67.6	25/11/2014 10:31 69.0	29/10/2014 14:31 68.2	4/11/2014 9:01 66.1	8/11/2014 15:31 65.4	14/11/2014 10:01 69.6	19/11/2014 16:31 67.8	25/11/2014 11:01 66.4	29/10/2014 15:01 69.0	4/11/2014 9:31 66.5	8/11/2014 16:01 66.4	14/11/2014 10:31 67.4	19/11/2014 17:01 67.2	25/11/2014 11:31 65.6	29/10/2014 15:31 68.4	4/11/2014 10:01 66.8	8/11/2014 16:31 66.9	14/11/2014 11:01 67.2	19/11/2014 17:31 64.4	25/11/2014 12:01 65.1	29/10/2014 16:01 67.5	4/11/2014 10:31 67.1	8/11/2014 17:01 65.8	14/11/2014 11:31 66.4	19/11/2014 18:01 64.2	25/11/2014 12:31 65.2	29/10/2014 16:31 66.8	4/11/2014 11:01 66.9	8/11/2014 17:31 65.7	14/11/2014 12:01 65.6	19/11/2014 18:31 63.3	25/11/2014 13:01 66.4	29/10/2014 17:01 66.4	4/11/2014 11:31 66.2	8/11/2014 18:01 66.1	14/11/2014 12:31 64.8	20/11/2014 7:01 64.7	25/11/2014 13:31 67.5	29/10/2014 17:31 65.0	4/11/2014 12:01 65.8	8/11/2014 18:31 65.3	14/11/2014 13:01 67.0	20/11/2014 7:31 65.3	25/11/2014 14:01 66.9	29/10/2014 18:01 64.9	4/11/2014 12:31 66.0	10/11/2014 7:01 65.0	14/11/2014 13:31 66.9	20/11/2014 8:01 68.4	25/11/2014 14:31 66.6	29/10/2014 18:31 64.7	4/11/2014 13:01 66.9	10/11/2014 7:31 66.1	14/11/2014 14:01 66.4	20/11/2014 8:31 67.3	25/11/2014 15:01 66.5	30/10/2014 7:01 64.4	4/11/2014 13:31 67.0	10/11/2014 8:01 65.1	14/11/2014 14:31 67.8	20/11/2014 9:01 67.9	25/11/2014 15:31 66.8	30/10/2014 7:31 65.3	4/11/2014 14:01 66.9	10/11/2014 8:31 66.9	14/11/2014 15:01 67.4	20/11/2014 9:31 67.7	25/11/2014 16:01 67.5	30/10/2014 8:01 65.2	4/11/2014 14:31 66.7	10/11/2014 9:01 67.5	14/11/2014 15:31 65.9	20/11/2014 10:01 67.8	25/11/2014 16:31 67.9	30/10/2014 8:31 65.6	4/11/2014 15:01 66.1	10/11/2014 9:31 66.3	14/11/2014 16:01 68.2	20/11/2014 10:31 68.2	25/11/2014 17:01 68.1	30/10/2014 9:01 65.9	4/11/2014 15:31 65.3	10/11/2014 10:01 66.9	14/11/2014 16:31 67.5	20/11/2014 11:01 68.2	25/11/2014 17:31 67.8	30/10/2014 9:31 66.4	4/11/2014 16:01 65.2	10/11/2014 10:31 68.9	14/11/2014 17:01 68.4	20/11/2014 11:31 66.5	25/11/2014 18:01 67.9	30/10/2014 10:01 67.3	4/11/2014 16:31 65.4	10/11/2014 11:01 69.2	14/11/2014 17:31 64.7	20/11/2014 12:01 65.1	25/11/2014 18:31 65.0	30/10/2014 10:31 69.1	4/11/2014 17:01 65.2	10/11/2014 11:31 55.8	14/11/2014 18:01 64.2	20/11/2014 12:31 65.5	26/11/2014 7:01 64.4	30/10/2014 11:01 68.2	4/11/2014 17:31 64.0	10/11/2014 12:01 72.2	14/11/2014 18:31 64.0	20/11/2014 13:01 67.7	26/11/2014 7:31 65.2	30/10/2014 11:31 66.3	4/11/2014 18:01 63.7	10/11/2014 12:31 68.6	15/11/2014 7:01 63.3	20/11/2014 13:31 67.9	26/11/2014 8:01 66.4	30/10/2014 12:01 67.0	4/11/2014 18:31 63.9	10/11/2014 13:01 68.2	15/11/2014 7:31 64.0	20/11/2014 14:01 68.0	26/11/2014 8:31 68.8	30/10/2014 12:31 65.7	5/11/2014 7:01 64.3	10/11/2014 13:31 68.3	15/11/2014 8:01 64.8	20/11/2014 14:31 67.7	26/11/2014 9:01 68.7	30/10/2014 13:01 67.2	5/11/2014 7:31 65.2	10/11/2014 14:01 67.6	15/11/2014 8:31 65.5	20/11/2014 15:01 67.2	26/11/2014 9:31 68.8	30/10/2014 13:31 67.1	5/11/2014 8:01 64.8	10/11/2014 14:31 66.1	15/11/2014 9:01 66.1	20/11/2014 15:31 66.4	26/11/2014 10:01 68.2	30/10/2014 14:01 66.8	5/11/2014 8:31 65.9	10/11/2014 15:01 66.3	15/11/2014 9:31 66.5	20/11/2014 16:01 67.8	26/11/2014 10:31 69.1	30/10/2014 14:31 66.5	5/11/2014 9:01 66.4	10/11/2014 15:31 67.2	15/11/2014 10:01 65.5	20/11/2014 16:31 68.4	26/11/2014 11:01 68.5	30/10/2014 15:01 67.6	5/11/2014 9:31 66.3	10/11/2014 16:01 72.0	15/11/2014 10:31 65.9	20/11/2014 17:01 68.8	26/11/2014 11:31 67.3	30/10/2014 15:31 67.7	5/11/2014 10:01 66.1	10/11/2014 16:31 67.3	15/11/2014 11:01 65.8	20/11/2014 17:31 67.8	26/11/2014 12:01 65.7	30/10/2014 16:01 67.6	5/11/2014 10:31 66.3	10/11/2014 17:01 66.3	15/11/2014 11:31 64.9	20/11/2014 18:01 68.4	26/11/2014 12:31 65.8	30/10/2014 16:31 67.2	5/11/2014 11:01 65.7	10/11/2014 17:31 65.1	15/11/2014 12:01 64.7	20/11/2014 18:31 65.5	26/11/2014 13:01 69.2	30/10/2014 17:01 67.6	5/11/2014 11:31 65.7	10/11/2014 18:01 65.2	15/11/2014 12:31 64.6	21/11/2014 7:01 64.6	26/11/2014 13:31 67.6	30/10/2014 17:31 65.5	5/11/2014 12:01 64.3	10/11/2014 18:31 65.4	15/11/2014 13:01 65.2	21/11/2014 7:31 65.5	26/11/2014 14:01 68.2	30/10/2014 18:01 64.7	5/11/2014 12:31 63.8	11/11/2014 7:01 64.9	15/11/2014 13:31 65.9	21/11/2014 8:01 66.7	26/11/2014 14:31 68.1	30/10/2014 18:31 65.4	5/11/2014 13:01 66.3	11/11/2014 7:31 65.3	15/11/2014 14:01 65.5	21/11/2014 8:31 69.0	26/11/2014 15:01 67.9	31/10/2014 7:01 64.5	5/11/2014 13:31 66.9	11/11/2014 8:01 64.8	15/11/2014 14:31 65.7	21/11/2014 9:01 69.1	26/11/2014 15:31 67.5	31/10/2014 7:31 65.1	5/11/2014 14:01 66																																																																																																																														
28/10/2014 16:31 66.7	3/11/2014 11:01 66.9	7/11/2014 17:31 64.7	13/11/2014 12:01 63.9	18/11/2014 18:31 64.3	24/11/2014 13:01 69.0	28/10/2014 17:01 67.6	3/11/2014 11:31 66.5	7/11/2014 18:01 63.8	13/11/2014 12:31 64.8	19/11/2014 7:01 64.4	24/11/2014 13:31 69.9	28/10/2014 17:31 65.8	3/11/2014 12:01 65.1	7/11/2014 18:31 63.8	13/11/2014 13:01 67.4	19/11/2014 7:31 66.1	24/11/2014 14:01 69.7	28/10/2014 18:01 65.3	3/11/2014 12:31 65.0	8/11/2014 7:01 66.1	13/11/2014 13:31 68.4	19/11/2014 8:01 64.9	24/11/2014 14:31 69.9	28/10/2014 18:31 64.7	3/11/2014 13:01 67.4	8/11/2014 7:31 66.1	13/11/2014 14:01 68.3	19/11/2014 8:31 65.6	24/11/2014 15:01 68.6	29/10/2014 7:01 64.4	3/11/2014 13:31 67.6	8/11/2014 8:01 67.1	13/11/2014 14:31 66.1	19/11/2014 9:01 68.3	24/11/2014 15:31 69.6	29/10/2014 7:31 65.2	3/11/2014 14:01 67.2	8/11/2014 8:31 67.6	13/11/2014 15:01 65.1	19/11/2014 9:31 68.8	24/11/2014 16:01 70.1	29/10/2014 8:01 64.9	3/11/2014 14:31 66.3	8/11/2014 9:01 67.6	13/11/2014 15:31 65.5	19/11/2014 10:01 67.9	24/11/2014 16:31 70.0	29/10/2014 8:31 65.4	3/11/2014 15:01 65.8	8/11/2014 9:31 67.7	13/11/2014 16:01 66.2	19/11/2014 10:31 67.3	24/11/2014 17:01 70.1	29/10/2014 9:01 66.5	3/11/2014 15:31 65.9	8/11/2014 10:01 67.5	13/11/2014 16:31 66.5	19/11/2014 11:01 67.0	24/11/2014 17:31 66.9	29/10/2014 9:31 67.2	3/11/2014 16:01 66.7	8/11/2014 10:31 67.6	13/11/2014 17:01 66.3	19/11/2014 11:31 65.7	24/11/2014 18:01 64.5	29/10/2014 10:01 69.9	3/11/2014 16:31 67.8	8/11/2014 11:01 67.8	13/11/2014 17:31 64.7	19/11/2014 12:01 65.5	24/11/2014 18:31 64.3	29/10/2014 10:31 68.0	3/11/2014 17:01 65.9	8/11/2014 11:31 66.9	13/11/2014 18:01 63.6	19/11/2014 12:31 65.1	25/11/2014 7:01 64.9	29/10/2014 11:01 67.6	3/11/2014 17:31 65.6	8/11/2014 12:01 65.6	13/11/2014 18:31 63.6	19/11/2014 13:01 66.8	25/11/2014 7:31 65.6	29/10/2014 11:31 68.3	3/11/2014 18:01 64.5	8/11/2014 12:31 64.6	14/11/2014 7:01 64.9	19/11/2014 13:31 67.9	25/11/2014 8:01 67.8	29/10/2014 12:01 66.2	3/11/2014 18:31 64.3	8/11/2014 13:01 66.3	14/11/2014 7:31 66.1	19/11/2014 14:01 66.6	25/11/2014 8:31 69.8	29/10/2014 12:31 65.4	4/11/2014 7:01 64.2	8/11/2014 13:31 66.9	14/11/2014 8:01 65.7	19/11/2014 14:31 67.1	25/11/2014 9:01 69.8	29/10/2014 13:01 68.9	4/11/2014 7:31 65.2	8/11/2014 14:01 67.2	14/11/2014 8:31 67.0	19/11/2014 15:01 66.8	25/11/2014 9:31 69.5	29/10/2014 13:31 68.8	4/11/2014 8:01 65.1	8/11/2014 14:31 67.8	14/11/2014 9:01 67.0	19/11/2014 15:31 67.3	25/11/2014 10:01 69.9	29/10/2014 14:01 67.8	4/11/2014 8:31 65.6	8/11/2014 15:01 66.1	14/11/2014 9:31 67.2	19/11/2014 16:01 67.6	25/11/2014 10:31 69.0	29/10/2014 14:31 68.2	4/11/2014 9:01 66.1	8/11/2014 15:31 65.4	14/11/2014 10:01 69.6	19/11/2014 16:31 67.8	25/11/2014 11:01 66.4	29/10/2014 15:01 69.0	4/11/2014 9:31 66.5	8/11/2014 16:01 66.4	14/11/2014 10:31 67.4	19/11/2014 17:01 67.2	25/11/2014 11:31 65.6	29/10/2014 15:31 68.4	4/11/2014 10:01 66.8	8/11/2014 16:31 66.9	14/11/2014 11:01 67.2	19/11/2014 17:31 64.4	25/11/2014 12:01 65.1	29/10/2014 16:01 67.5	4/11/2014 10:31 67.1	8/11/2014 17:01 65.8	14/11/2014 11:31 66.4	19/11/2014 18:01 64.2	25/11/2014 12:31 65.2	29/10/2014 16:31 66.8	4/11/2014 11:01 66.9	8/11/2014 17:31 65.7	14/11/2014 12:01 65.6	19/11/2014 18:31 63.3	25/11/2014 13:01 66.4	29/10/2014 17:01 66.4	4/11/2014 11:31 66.2	8/11/2014 18:01 66.1	14/11/2014 12:31 64.8	20/11/2014 7:01 64.7	25/11/2014 13:31 67.5	29/10/2014 17:31 65.0	4/11/2014 12:01 65.8	8/11/2014 18:31 65.3	14/11/2014 13:01 67.0	20/11/2014 7:31 65.3	25/11/2014 14:01 66.9	29/10/2014 18:01 64.9	4/11/2014 12:31 66.0	10/11/2014 7:01 65.0	14/11/2014 13:31 66.9	20/11/2014 8:01 68.4	25/11/2014 14:31 66.6	29/10/2014 18:31 64.7	4/11/2014 13:01 66.9	10/11/2014 7:31 66.1	14/11/2014 14:01 66.4	20/11/2014 8:31 67.3	25/11/2014 15:01 66.5	30/10/2014 7:01 64.4	4/11/2014 13:31 67.0	10/11/2014 8:01 65.1	14/11/2014 14:31 67.8	20/11/2014 9:01 67.9	25/11/2014 15:31 66.8	30/10/2014 7:31 65.3	4/11/2014 14:01 66.9	10/11/2014 8:31 66.9	14/11/2014 15:01 67.4	20/11/2014 9:31 67.7	25/11/2014 16:01 67.5	30/10/2014 8:01 65.2	4/11/2014 14:31 66.7	10/11/2014 9:01 67.5	14/11/2014 15:31 65.9	20/11/2014 10:01 67.8	25/11/2014 16:31 67.9	30/10/2014 8:31 65.6	4/11/2014 15:01 66.1	10/11/2014 9:31 66.3	14/11/2014 16:01 68.2	20/11/2014 10:31 68.2	25/11/2014 17:01 68.1	30/10/2014 9:01 65.9	4/11/2014 15:31 65.3	10/11/2014 10:01 66.9	14/11/2014 16:31 67.5	20/11/2014 11:01 68.2	25/11/2014 17:31 67.8	30/10/2014 9:31 66.4	4/11/2014 16:01 65.2	10/11/2014 10:31 68.9	14/11/2014 17:01 68.4	20/11/2014 11:31 66.5	25/11/2014 18:01 67.9	30/10/2014 10:01 67.3	4/11/2014 16:31 65.4	10/11/2014 11:01 69.2	14/11/2014 17:31 64.7	20/11/2014 12:01 65.1	25/11/2014 18:31 65.0	30/10/2014 10:31 69.1	4/11/2014 17:01 65.2	10/11/2014 11:31 55.8	14/11/2014 18:01 64.2	20/11/2014 12:31 65.5	26/11/2014 7:01 64.4	30/10/2014 11:01 68.2	4/11/2014 17:31 64.0	10/11/2014 12:01 72.2	14/11/2014 18:31 64.0	20/11/2014 13:01 67.7	26/11/2014 7:31 65.2	30/10/2014 11:31 66.3	4/11/2014 18:01 63.7	10/11/2014 12:31 68.6	15/11/2014 7:01 63.3	20/11/2014 13:31 67.9	26/11/2014 8:01 66.4	30/10/2014 12:01 67.0	4/11/2014 18:31 63.9	10/11/2014 13:01 68.2	15/11/2014 7:31 64.0	20/11/2014 14:01 68.0	26/11/2014 8:31 68.8	30/10/2014 12:31 65.7	5/11/2014 7:01 64.3	10/11/2014 13:31 68.3	15/11/2014 8:01 64.8	20/11/2014 14:31 67.7	26/11/2014 9:01 68.7	30/10/2014 13:01 67.2	5/11/2014 7:31 65.2	10/11/2014 14:01 67.6	15/11/2014 8:31 65.5	20/11/2014 15:01 67.2	26/11/2014 9:31 68.8	30/10/2014 13:31 67.1	5/11/2014 8:01 64.8	10/11/2014 14:31 66.1	15/11/2014 9:01 66.1	20/11/2014 15:31 66.4	26/11/2014 10:01 68.2	30/10/2014 14:01 66.8	5/11/2014 8:31 65.9	10/11/2014 15:01 66.3	15/11/2014 9:31 66.5	20/11/2014 16:01 67.8	26/11/2014 10:31 69.1	30/10/2014 14:31 66.5	5/11/2014 9:01 66.4	10/11/2014 15:31 67.2	15/11/2014 10:01 65.5	20/11/2014 16:31 68.4	26/11/2014 11:01 68.5	30/10/2014 15:01 67.6	5/11/2014 9:31 66.3	10/11/2014 16:01 72.0	15/11/2014 10:31 65.9	20/11/2014 17:01 68.8	26/11/2014 11:31 67.3	30/10/2014 15:31 67.7	5/11/2014 10:01 66.1	10/11/2014 16:31 67.3	15/11/2014 11:01 65.8	20/11/2014 17:31 67.8	26/11/2014 12:01 65.7	30/10/2014 16:01 67.6	5/11/2014 10:31 66.3	10/11/2014 17:01 66.3	15/11/2014 11:31 64.9	20/11/2014 18:01 68.4	26/11/2014 12:31 65.8	30/10/2014 16:31 67.2	5/11/2014 11:01 65.7	10/11/2014 17:31 65.1	15/11/2014 12:01 64.7	20/11/2014 18:31 65.5	26/11/2014 13:01 69.2	30/10/2014 17:01 67.6	5/11/2014 11:31 65.7	10/11/2014 18:01 65.2	15/11/2014 12:31 64.6	21/11/2014 7:01 64.6	26/11/2014 13:31 67.6	30/10/2014 17:31 65.5	5/11/2014 12:01 64.3	10/11/2014 18:31 65.4	15/11/2014 13:01 65.2	21/11/2014 7:31 65.5	26/11/2014 14:01 68.2	30/10/2014 18:01 64.7	5/11/2014 12:31 63.8	11/11/2014 7:01 64.9	15/11/2014 13:31 65.9	21/11/2014 8:01 66.7	26/11/2014 14:31 68.1	30/10/2014 18:31 65.4	5/11/2014 13:01 66.3	11/11/2014 7:31 65.3	15/11/2014 14:01 65.5	21/11/2014 8:31 69.0	26/11/2014 15:01 67.9	31/10/2014 7:01 64.5	5/11/2014 13:31 66.9	11/11/2014 8:01 64.8	15/11/2014 14:31 65.7	21/11/2014 9:01 69.1	26/11/2014 15:31 67.5	31/10/2014 7:31 65.1	5/11/2014 14:01 66																																																																																																																																				
28/10/2014 17:01 67.6	3/11/2014 11:31 66.5	7/11/2014 18:01 63.8	13/11/2014 12:31 64.8	19/11/2014 7:01 64.4	24/11/2014 13:31 69.9	28/10/2014 17:31 65.8	3/11/2014 12:01 65.1	7/11/2014 18:31 63.8	13/11/2014 13:01 67.4	19/11/2014 7:31 66.1	24/11/2014 14:01 69.7	28/10/2014 18:01 65.3	3/11/2014 12:31 65.0	8/11/2014 7:01 66.1	13/11/2014 13:31 68.4	19/11/2014 8:01 64.9	24/11/2014 14:31 69.9	28/10/2014 18:31 64.7	3/11/2014 13:01 67.4	8/11/2014 7:31 66.1	13/11/2014 14:01 68.3	19/11/2014 8:31 65.6	24/11/2014 15:01 68.6	29/10/2014 7:01 64.4	3/11/2014 13:31 67.6	8/11/2014 8:01 67.1	13/11/2014 14:31 66.1	19/11/2014 9:01 68.3	24/11/2014 15:31 69.6	29/10/2014 7:31 65.2	3/11/2014 14:01 67.2	8/11/2014 8:31 67.6	13/11/2014 15:01 65.1	19/11/2014 9:31 68.8	24/11/2014 16:01 70.1	29/10/2014 8:01 64.9	3/11/2014 14:31 66.3	8/11/2014 9:01 67.6	13/11/2014 15:31 65.5	19/11/2014 10:01 67.9	24/11/2014 16:31 70.0	29/10/2014 8:31 65.4	3/11/2014 15:01 65.8	8/11/2014 9:31 67.7	13/11/2014 16:01 66.2	19/11/2014 10:31 67.3	24/11/2014 17:01 70.1	29/10/2014 9:01 66.5	3/11/2014 15:31 65.9	8/11/2014 10:01 67.5	13/11/2014 16:31 66.5	19/11/2014 11:01 67.0	24/11/2014 17:31 66.9	29/10/2014 9:31 67.2	3/11/2014 16:01 66.7	8/11/2014 10:31 67.6	13/11/2014 17:01 66.3	19/11/2014 11:31 65.7	24/11/2014 18:01 64.5	29/10/2014 10:01 69.9	3/11/2014 16:31 67.8	8/11/2014 11:01 67.8	13/11/2014 17:31 64.7	19/11/2014 12:01 65.5	24/11/2014 18:31 64.3	29/10/2014 10:31 68.0	3/11/2014 17:01 65.9	8/11/2014 11:31 66.9	13/11/2014 18:01 63.6	19/11/2014 12:31 65.1	25/11/2014 7:01 64.9	29/10/2014 11:01 67.6	3/11/2014 17:31 65.6	8/11/2014 12:01 65.6	13/11/2014 18:31 63.6	19/11/2014 13:01 66.8	25/11/2014 7:31 65.6	29/10/2014 11:31 68.3	3/11/2014 18:01 64.5	8/11/2014 12:31 64.6	14/11/2014 7:01 64.9	19/11/2014 13:31 67.9	25/11/2014 8:01 67.8	29/10/2014 12:01 66.2	3/11/2014 18:31 64.3	8/11/2014 13:01 66.3	14/11/2014 7:31 66.1	19/11/2014 14:01 66.6	25/11/2014 8:31 69.8	29/10/2014 12:31 65.4	4/11/2014 7:01 64.2	8/11/2014 13:31 66.9	14/11/2014 8:01 65.7	19/11/2014 14:31 67.1	25/11/2014 9:01 69.8	29/10/2014 13:01 68.9	4/11/2014 7:31 65.2	8/11/2014 14:01 67.2	14/11/2014 8:31 67.0	19/11/2014 15:01 66.8	25/11/2014 9:31 69.5	29/10/2014 13:31 68.8	4/11/2014 8:01 65.1	8/11/2014 14:31 67.8	14/11/2014 9:01 67.0	19/11/2014 15:31 67.3	25/11/2014 10:01 69.9	29/10/2014 14:01 67.8	4/11/2014 8:31 65.6	8/11/2014 15:01 66.1	14/11/2014 9:31 67.2	19/11/2014 16:01 67.6	25/11/2014 10:31 69.0	29/10/2014 14:31 68.2	4/11/2014 9:01 66.1	8/11/2014 15:31 65.4	14/11/2014 10:01 69.6	19/11/2014 16:31 67.8	25/11/2014 11:01 66.4	29/10/2014 15:01 69.0	4/11/2014 9:31 66.5	8/11/2014 16:01 66.4	14/11/2014 10:31 67.4	19/11/2014 17:01 67.2	25/11/2014 11:31 65.6	29/10/2014 15:31 68.4	4/11/2014 10:01 66.8	8/11/2014 16:31 66.9	14/11/2014 11:01 67.2	19/11/2014 17:31 64.4	25/11/2014 12:01 65.1	29/10/2014 16:01 67.5	4/11/2014 10:31 67.1	8/11/2014 17:01 65.8	14/11/2014 11:31 66.4	19/11/2014 18:01 64.2	25/11/2014 12:31 65.2	29/10/2014 16:31 66.8	4/11/2014 11:01 66.9	8/11/2014 17:31 65.7	14/11/2014 12:01 65.6	19/11/2014 18:31 63.3	25/11/2014 13:01 66.4	29/10/2014 17:01 66.4	4/11/2014 11:31 66.2	8/11/2014 18:01 66.1	14/11/2014 12:31 64.8	20/11/2014 7:01 64.7	25/11/2014 13:31 67.5	29/10/2014 17:31 65.0	4/11/2014 12:01 65.8	8/11/2014 18:31 65.3	14/11/2014 13:01 67.0	20/11/2014 7:31 65.3	25/11/2014 14:01 66.9	29/10/2014 18:01 64.9	4/11/2014 12:31 66.0	10/11/2014 7:01 65.0	14/11/2014 13:31 66.9	20/11/2014 8:01 68.4	25/11/2014 14:31 66.6	29/10/2014 18:31 64.7	4/11/2014 13:01 66.9	10/11/2014 7:31 66.1	14/11/2014 14:01 66.4	20/11/2014 8:31 67.3	25/11/2014 15:01 66.5	30/10/2014 7:01 64.4	4/11/2014 13:31 67.0	10/11/2014 8:01 65.1	14/11/2014 14:31 67.8	20/11/2014 9:01 67.9	25/11/2014 15:31 66.8	30/10/2014 7:31 65.3	4/11/2014 14:01 66.9	10/11/2014 8:31 66.9	14/11/2014 15:01 67.4	20/11/2014 9:31 67.7	25/11/2014 16:01 67.5	30/10/2014 8:01 65.2	4/11/2014 14:31 66.7	10/11/2014 9:01 67.5	14/11/2014 15:31 65.9	20/11/2014 10:01 67.8	25/11/2014 16:31 67.9	30/10/2014 8:31 65.6	4/11/2014 15:01 66.1	10/11/2014 9:31 66.3	14/11/2014 16:01 68.2	20/11/2014 10:31 68.2	25/11/2014 17:01 68.1	30/10/2014 9:01 65.9	4/11/2014 15:31 65.3	10/11/2014 10:01 66.9	14/11/2014 16:31 67.5	20/11/2014 11:01 68.2	25/11/2014 17:31 67.8	30/10/2014 9:31 66.4	4/11/2014 16:01 65.2	10/11/2014 10:31 68.9	14/11/2014 17:01 68.4	20/11/2014 11:31 66.5	25/11/2014 18:01 67.9	30/10/2014 10:01 67.3	4/11/2014 16:31 65.4	10/11/2014 11:01 69.2	14/11/2014 17:31 64.7	20/11/2014 12:01 65.1	25/11/2014 18:31 65.0	30/10/2014 10:31 69.1	4/11/2014 17:01 65.2	10/11/2014 11:31 55.8	14/11/2014 18:01 64.2	20/11/2014 12:31 65.5	26/11/2014 7:01 64.4	30/10/2014 11:01 68.2	4/11/2014 17:31 64.0	10/11/2014 12:01 72.2	14/11/2014 18:31 64.0	20/11/2014 13:01 67.7	26/11/2014 7:31 65.2	30/10/2014 11:31 66.3	4/11/2014 18:01 63.7	10/11/2014 12:31 68.6	15/11/2014 7:01 63.3	20/11/2014 13:31 67.9	26/11/2014 8:01 66.4	30/10/2014 12:01 67.0	4/11/2014 18:31 63.9	10/11/2014 13:01 68.2	15/11/2014 7:31 64.0	20/11/2014 14:01 68.0	26/11/2014 8:31 68.8	30/10/2014 12:31 65.7	5/11/2014 7:01 64.3	10/11/2014 13:31 68.3	15/11/2014 8:01 64.8	20/11/2014 14:31 67.7	26/11/2014 9:01 68.7	30/10/2014 13:01 67.2	5/11/2014 7:31 65.2	10/11/2014 14:01 67.6	15/11/2014 8:31 65.5	20/11/2014 15:01 67.2	26/11/2014 9:31 68.8	30/10/2014 13:31 67.1	5/11/2014 8:01 64.8	10/11/2014 14:31 66.1	15/11/2014 9:01 66.1	20/11/2014 15:31 66.4	26/11/2014 10:01 68.2	30/10/2014 14:01 66.8	5/11/2014 8:31 65.9	10/11/2014 15:01 66.3	15/11/2014 9:31 66.5	20/11/2014 16:01 67.8	26/11/2014 10:31 69.1	30/10/2014 14:31 66.5	5/11/2014 9:01 66.4	10/11/2014 15:31 67.2	15/11/2014 10:01 65.5	20/11/2014 16:31 68.4	26/11/2014 11:01 68.5	30/10/2014 15:01 67.6	5/11/2014 9:31 66.3	10/11/2014 16:01 72.0	15/11/2014 10:31 65.9	20/11/2014 17:01 68.8	26/11/2014 11:31 67.3	30/10/2014 15:31 67.7	5/11/2014 10:01 66.1	10/11/2014 16:31 67.3	15/11/2014 11:01 65.8	20/11/2014 17:31 67.8	26/11/2014 12:01 65.7	30/10/2014 16:01 67.6	5/11/2014 10:31 66.3	10/11/2014 17:01 66.3	15/11/2014 11:31 64.9	20/11/2014 18:01 68.4	26/11/2014 12:31 65.8	30/10/2014 16:31 67.2	5/11/2014 11:01 65.7	10/11/2014 17:31 65.1	15/11/2014 12:01 64.7	20/11/2014 18:31 65.5	26/11/2014 13:01 69.2	30/10/2014 17:01 67.6	5/11/2014 11:31 65.7	10/11/2014 18:01 65.2	15/11/2014 12:31 64.6	21/11/2014 7:01 64.6	26/11/2014 13:31 67.6	30/10/2014 17:31 65.5	5/11/2014 12:01 64.3	10/11/2014 18:31 65.4	15/11/2014 13:01 65.2	21/11/2014 7:31 65.5	26/11/2014 14:01 68.2	30/10/2014 18:01 64.7	5/11/2014 12:31 63.8	11/11/2014 7:01 64.9	15/11/2014 13:31 65.9	21/11/2014 8:01 66.7	26/11/2014 14:31 68.1	30/10/2014 18:31 65.4	5/11/2014 13:01 66.3	11/11/2014 7:31 65.3	15/11/2014 14:01 65.5	21/11/2014 8:31 69.0	26/11/2014 15:01 67.9	31/10/2014 7:01 64.5	5/11/2014 13:31 66.9	11/11/2014 8:01 64.8	15/11/2014 14:31 65.7	21/11/2014 9:01 69.1	26/11/2014 15:31 67.5	31/10/2014 7:31 65.1	5/11/2014 14:01 66																																																																																																																																										
28/10/2014 17:31 65.8	3/11/2014 12:01 65.1	7/11/2014 18:31 63.8	13/11/2014 13:01 67.4	19/11/2014 7:31 66.1	24/11/2014 14:01 69.7	28/10/2014 18:01 65.3	3/11/2014 12:31 65.0	8/11/2014 7:01 66.1	13/11/2014 13:31 68.4	19/11/2014 8:01 64.9	24/11/2014 14:31 69.9	28/10/2014 18:31 64.7	3/11/2014 13:01 67.4	8/11/2014 7:31 66.1	13/11/2014 14:01 68.3	19/11/2014 8:31 65.6	24/11/2014 15:01 68.6	29/10/2014 7:01 64.4	3/11/2014 13:31 67.6	8/11/2014 8:01 67.1	13/11/2014 14:31 66.1	19/11/2014 9:01 68.3	24/11/2014 15:31 69.6	29/10/2014 7:31 65.2	3/11/2014 14:01 67.2	8/11/2014 8:31 67.6	13/11/2014 15:01 65.1	19/11/2014 9:31 68.8	24/11/2014 16:01 70.1	29/10/2014 8:01 64.9	3/11/2014 14:31 66.3	8/11/2014 9:01 67.6	13/11/2014 15:31 65.5	19/11/2014 10:01 67.9	24/11/2014 16:31 70.0	29/10/2014 8:31 65.4	3/11/2014 15:01 65.8	8/11/2014 9:31 67.7	13/11/2014 16:01 66.2	19/11/2014 10:31 67.3	24/11/2014 17:01 70.1	29/10/2014 9:01 66.5	3/11/2014 15:31 65.9	8/11/2014 10:01 67.5	13/11/2014 16:31 66.5	19/11/2014 11:01 67.0	24/11/2014 17:31 66.9	29/10/2014 9:31 67.2	3/11/2014 16:01 66.7	8/11/2014 10:31 67.6	13/11/2014 17:01 66.3	19/11/2014 11:31 65.7	24/11/2014 18:01 64.5	29/10/2014 10:01 69.9	3/11/2014 16:31 67.8	8/11/2014 11:01 67.8	13/11/2014 17:31 64.7	19/11/2014 12:01 65.5	24/11/2014 18:31 64.3	29/10/2014 10:31 68.0	3/11/2014 17:01 65.9	8/11/2014 11:31 66.9	13/11/2014 18:01 63.6	19/11/2014 12:31 65.1	25/11/2014 7:01 64.9	29/10/2014 11:01 67.6	3/11/2014 17:31 65.6	8/11/2014 12:01 65.6	13/11/2014 18:31 63.6	19/11/2014 13:01 66.8	25/11/2014 7:31 65.6	29/10/2014 11:31 68.3	3/11/2014 18:01 64.5	8/11/2014 12:31 64.6	14/11/2014 7:01 64.9	19/11/2014 13:31 67.9	25/11/2014 8:01 67.8	29/10/2014 12:01 66.2	3/11/2014 18:31 64.3	8/11/2014 13:01 66.3	14/11/2014 7:31 66.1	19/11/2014 14:01 66.6	25/11/2014 8:31 69.8	29/10/2014 12:31 65.4	4/11/2014 7:01 64.2	8/11/2014 13:31 66.9	14/11/2014 8:01 65.7	19/11/2014 14:31 67.1	25/11/2014 9:01 69.8	29/10/2014 13:01 68.9	4/11/2014 7:31 65.2	8/11/2014 14:01 67.2	14/11/2014 8:31 67.0	19/11/2014 15:01 66.8	25/11/2014 9:31 69.5	29/10/2014 13:31 68.8	4/11/2014 8:01 65.1	8/11/2014 14:31 67.8	14/11/2014 9:01 67.0	19/11/2014 15:31 67.3	25/11/2014 10:01 69.9	29/10/2014 14:01 67.8	4/11/2014 8:31 65.6	8/11/2014 15:01 66.1	14/11/2014 9:31 67.2	19/11/2014 16:01 67.6	25/11/2014 10:31 69.0	29/10/2014 14:31 68.2	4/11/2014 9:01 66.1	8/11/2014 15:31 65.4	14/11/2014 10:01 69.6	19/11/2014 16:31 67.8	25/11/2014 11:01 66.4	29/10/2014 15:01 69.0	4/11/2014 9:31 66.5	8/11/2014 16:01 66.4	14/11/2014 10:31 67.4	19/11/2014 17:01 67.2	25/11/2014 11:31 65.6	29/10/2014 15:31 68.4	4/11/2014 10:01 66.8	8/11/2014 16:31 66.9	14/11/2014 11:01 67.2	19/11/2014 17:31 64.4	25/11/2014 12:01 65.1	29/10/2014 16:01 67.5	4/11/2014 10:31 67.1	8/11/2014 17:01 65.8	14/11/2014 11:31 66.4	19/11/2014 18:01 64.2	25/11/2014 12:31 65.2	29/10/2014 16:31 66.8	4/11/2014 11:01 66.9	8/11/2014 17:31 65.7	14/11/2014 12:01 65.6	19/11/2014 18:31 63.3	25/11/2014 13:01 66.4	29/10/2014 17:01 66.4	4/11/2014 11:31 66.2	8/11/2014 18:01 66.1	14/11/2014 12:31 64.8	20/11/2014 7:01 64.7	25/11/2014 13:31 67.5	29/10/2014 17:31 65.0	4/11/2014 12:01 65.8	8/11/2014 18:31 65.3	14/11/2014 13:01 67.0	20/11/2014 7:31 65.3	25/11/2014 14:01 66.9	29/10/2014 18:01 64.9	4/11/2014 12:31 66.0	10/11/2014 7:01 65.0	14/11/2014 13:31 66.9	20/11/2014 8:01 68.4	25/11/2014 14:31 66.6	29/10/2014 18:31 64.7	4/11/2014 13:01 66.9	10/11/2014 7:31 66.1	14/11/2014 14:01 66.4	20/11/2014 8:31 67.3	25/11/2014 15:01 66.5	30/10/2014 7:01 64.4	4/11/2014 13:31 67.0	10/11/2014 8:01 65.1	14/11/2014 14:31 67.8	20/11/2014 9:01 67.9	25/11/2014 15:31 66.8	30/10/2014 7:31 65.3	4/11/2014 14:01 66.9	10/11/2014 8:31 66.9	14/11/2014 15:01 67.4	20/11/2014 9:31 67.7	25/11/2014 16:01 67.5	30/10/2014 8:01 65.2	4/11/2014 14:31 66.7	10/11/2014 9:01 67.5	14/11/2014 15:31 65.9	20/11/2014 10:01 67.8	25/11/2014 16:31 67.9	30/10/2014 8:31 65.6	4/11/2014 15:01 66.1	10/11/2014 9:31 66.3	14/11/2014 16:01 68.2	20/11/2014 10:31 68.2	25/11/2014 17:01 68.1	30/10/2014 9:01 65.9	4/11/2014 15:31 65.3	10/11/2014 10:01 66.9	14/11/2014 16:31 67.5	20/11/2014 11:01 68.2	25/11/2014 17:31 67.8	30/10/2014 9:31 66.4	4/11/2014 16:01 65.2	10/11/2014 10:31 68.9	14/11/2014 17:01 68.4	20/11/2014 11:31 66.5	25/11/2014 18:01 67.9	30/10/2014 10:01 67.3	4/11/2014 16:31 65.4	10/11/2014 11:01 69.2	14/11/2014 17:31 64.7	20/11/2014 12:01 65.1	25/11/2014 18:31 65.0	30/10/2014 10:31 69.1	4/11/2014 17:01 65.2	10/11/2014 11:31 55.8	14/11/2014 18:01 64.2	20/11/2014 12:31 65.5	26/11/2014 7:01 64.4	30/10/2014 11:01 68.2	4/11/2014 17:31 64.0	10/11/2014 12:01 72.2	14/11/2014 18:31 64.0	20/11/2014 13:01 67.7	26/11/2014 7:31 65.2	30/10/2014 11:31 66.3	4/11/2014 18:01 63.7	10/11/2014 12:31 68.6	15/11/2014 7:01 63.3	20/11/2014 13:31 67.9	26/11/2014 8:01 66.4	30/10/2014 12:01 67.0	4/11/2014 18:31 63.9	10/11/2014 13:01 68.2	15/11/2014 7:31 64.0	20/11/2014 14:01 68.0	26/11/2014 8:31 68.8	30/10/2014 12:31 65.7	5/11/2014 7:01 64.3	10/11/2014 13:31 68.3	15/11/2014 8:01 64.8	20/11/2014 14:31 67.7	26/11/2014 9:01 68.7	30/10/2014 13:01 67.2	5/11/2014 7:31 65.2	10/11/2014 14:01 67.6	15/11/2014 8:31 65.5	20/11/2014 15:01 67.2	26/11/2014 9:31 68.8	30/10/2014 13:31 67.1	5/11/2014 8:01 64.8	10/11/2014 14:31 66.1	15/11/2014 9:01 66.1	20/11/2014 15:31 66.4	26/11/2014 10:01 68.2	30/10/2014 14:01 66.8	5/11/2014 8:31 65.9	10/11/2014 15:01 66.3	15/11/2014 9:31 66.5	20/11/2014 16:01 67.8	26/11/2014 10:31 69.1	30/10/2014 14:31 66.5	5/11/2014 9:01 66.4	10/11/2014 15:31 67.2	15/11/2014 10:01 65.5	20/11/2014 16:31 68.4	26/11/2014 11:01 68.5	30/10/2014 15:01 67.6	5/11/2014 9:31 66.3	10/11/2014 16:01 72.0	15/11/2014 10:31 65.9	20/11/2014 17:01 68.8	26/11/2014 11:31 67.3	30/10/2014 15:31 67.7	5/11/2014 10:01 66.1	10/11/2014 16:31 67.3	15/11/2014 11:01 65.8	20/11/2014 17:31 67.8	26/11/2014 12:01 65.7	30/10/2014 16:01 67.6	5/11/2014 10:31 66.3	10/11/2014 17:01 66.3	15/11/2014 11:31 64.9	20/11/2014 18:01 68.4	26/11/2014 12:31 65.8	30/10/2014 16:31 67.2	5/11/2014 11:01 65.7	10/11/2014 17:31 65.1	15/11/2014 12:01 64.7	20/11/2014 18:31 65.5	26/11/2014 13:01 69.2	30/10/2014 17:01 67.6	5/11/2014 11:31 65.7	10/11/2014 18:01 65.2	15/11/2014 12:31 64.6	21/11/2014 7:01 64.6	26/11/2014 13:31 67.6	30/10/2014 17:31 65.5	5/11/2014 12:01 64.3	10/11/2014 18:31 65.4	15/11/2014 13:01 65.2	21/11/2014 7:31 65.5	26/11/2014 14:01 68.2	30/10/2014 18:01 64.7	5/11/2014 12:31 63.8	11/11/2014 7:01 64.9	15/11/2014 13:31 65.9	21/11/2014 8:01 66.7	26/11/2014 14:31 68.1	30/10/2014 18:31 65.4	5/11/2014 13:01 66.3	11/11/2014 7:31 65.3	15/11/2014 14:01 65.5	21/11/2014 8:31 69.0	26/11/2014 15:01 67.9	31/10/2014 7:01 64.5	5/11/2014 13:31 66.9	11/11/2014 8:01 64.8	15/11/2014 14:31 65.7	21/11/2014 9:01 69.1	26/11/2014 15:31 67.5	31/10/2014 7:31 65.1	5/11/2014 14:01 66																																																																																																																																																
28/10/2014 18:01 65.3	3/11/2014 12:31 65.0	8/11/2014 7:01 66.1	13/11/2014 13:31 68.4	19/11/2014 8:01 64.9	24/11/2014 14:31 69.9	28/10/2014 18:31 64.7	3/11/2014 13:01 67.4	8/11/2014 7:31 66.1	13/11/2014 14:01 68.3	19/11/2014 8:31 65.6	24/11/2014 15:01 68.6	29/10/2014 7:01 64.4	3/11/2014 13:31 67.6	8/11/2014 8:01 67.1	13/11/2014 14:31 66.1	19/11/2014 9:01 68.3	24/11/2014 15:31 69.6	29/10/2014 7:31 65.2	3/11/2014 14:01 67.2	8/11/2014 8:31 67.6	13/11/2014 15:01 65.1	19/11/2014 9:31 68.8	24/11/2014 16:01 70.1	29/10/2014 8:01 64.9	3/11/2014 14:31 66.3	8/11/2014 9:01 67.6	13/11/2014 15:31 65.5	19/11/2014 10:01 67.9	24/11/2014 16:31 70.0	29/10/2014 8:31 65.4	3/11/2014 15:01 65.8	8/11/2014 9:31 67.7	13/11/2014 16:01 66.2	19/11/2014 10:31 67.3	24/11/2014 17:01 70.1	29/10/2014 9:01 66.5	3/11/2014 15:31 65.9	8/11/2014 10:01 67.5	13/11/2014 16:31 66.5	19/11/2014 11:01 67.0	24/11/2014 17:31 66.9	29/10/2014 9:31 67.2	3/11/2014 16:01 66.7	8/11/2014 10:31 67.6	13/11/2014 17:01 66.3	19/11/2014 11:31 65.7	24/11/2014 18:01 64.5	29/10/2014 10:01 69.9	3/11/2014 16:31 67.8	8/11/2014 11:01 67.8	13/11/2014 17:31 64.7	19/11/2014 12:01 65.5	24/11/2014 18:31 64.3	29/10/2014 10:31 68.0	3/11/2014 17:01 65.9	8/11/2014 11:31 66.9	13/11/2014 18:01 63.6	19/11/2014 12:31 65.1	25/11/2014 7:01 64.9	29/10/2014 11:01 67.6	3/11/2014 17:31 65.6	8/11/2014 12:01 65.6	13/11/2014 18:31 63.6	19/11/2014 13:01 66.8	25/11/2014 7:31 65.6	29/10/2014 11:31 68.3	3/11/2014 18:01 64.5	8/11/2014 12:31 64.6	14/11/2014 7:01 64.9	19/11/2014 13:31 67.9	25/11/2014 8:01 67.8	29/10/2014 12:01 66.2	3/11/2014 18:31 64.3	8/11/2014 13:01 66.3	14/11/2014 7:31 66.1	19/11/2014 14:01 66.6	25/11/2014 8:31 69.8	29/10/2014 12:31 65.4	4/11/2014 7:01 64.2	8/11/2014 13:31 66.9	14/11/2014 8:01 65.7	19/11/2014 14:31 67.1	25/11/2014 9:01 69.8	29/10/2014 13:01 68.9	4/11/2014 7:31 65.2	8/11/2014 14:01 67.2	14/11/2014 8:31 67.0	19/11/2014 15:01 66.8	25/11/2014 9:31 69.5	29/10/2014 13:31 68.8	4/11/2014 8:01 65.1	8/11/2014 14:31 67.8	14/11/2014 9:01 67.0	19/11/2014 15:31 67.3	25/11/2014 10:01 69.9	29/10/2014 14:01 67.8	4/11/2014 8:31 65.6	8/11/2014 15:01 66.1	14/11/2014 9:31 67.2	19/11/2014 16:01 67.6	25/11/2014 10:31 69.0	29/10/2014 14:31 68.2	4/11/2014 9:01 66.1	8/11/2014 15:31 65.4	14/11/2014 10:01 69.6	19/11/2014 16:31 67.8	25/11/2014 11:01 66.4	29/10/2014 15:01 69.0	4/11/2014 9:31 66.5	8/11/2014 16:01 66.4	14/11/2014 10:31 67.4	19/11/2014 17:01 67.2	25/11/2014 11:31 65.6	29/10/2014 15:31 68.4	4/11/2014 10:01 66.8	8/11/2014 16:31 66.9	14/11/2014 11:01 67.2	19/11/2014 17:31 64.4	25/11/2014 12:01 65.1	29/10/2014 16:01 67.5	4/11/2014 10:31 67.1	8/11/2014 17:01 65.8	14/11/2014 11:31 66.4	19/11/2014 18:01 64.2	25/11/2014 12:31 65.2	29/10/2014 16:31 66.8	4/11/2014 11:01 66.9	8/11/2014 17:31 65.7	14/11/2014 12:01 65.6	19/11/2014 18:31 63.3	25/11/2014 13:01 66.4	29/10/2014 17:01 66.4	4/11/2014 11:31 66.2	8/11/2014 18:01 66.1	14/11/2014 12:31 64.8	20/11/2014 7:01 64.7	25/11/2014 13:31 67.5	29/10/2014 17:31 65.0	4/11/2014 12:01 65.8	8/11/2014 18:31 65.3	14/11/2014 13:01 67.0	20/11/2014 7:31 65.3	25/11/2014 14:01 66.9	29/10/2014 18:01 64.9	4/11/2014 12:31 66.0	10/11/2014 7:01 65.0	14/11/2014 13:31 66.9	20/11/2014 8:01 68.4	25/11/2014 14:31 66.6	29/10/2014 18:31 64.7	4/11/2014 13:01 66.9	10/11/2014 7:31 66.1	14/11/2014 14:01 66.4	20/11/2014 8:31 67.3	25/11/2014 15:01 66.5	30/10/2014 7:01 64.4	4/11/2014 13:31 67.0	10/11/2014 8:01 65.1	14/11/2014 14:31 67.8	20/11/2014 9:01 67.9	25/11/2014 15:31 66.8	30/10/2014 7:31 65.3	4/11/2014 14:01 66.9	10/11/2014 8:31 66.9	14/11/2014 15:01 67.4	20/11/2014 9:31 67.7	25/11/2014 16:01 67.5	30/10/2014 8:01 65.2	4/11/2014 14:31 66.7	10/11/2014 9:01 67.5	14/11/2014 15:31 65.9	20/11/2014 10:01 67.8	25/11/2014 16:31 67.9	30/10/2014 8:31 65.6	4/11/2014 15:01 66.1	10/11/2014 9:31 66.3	14/11/2014 16:01 68.2	20/11/2014 10:31 68.2	25/11/2014 17:01 68.1	30/10/2014 9:01 65.9	4/11/2014 15:31 65.3	10/11/2014 10:01 66.9	14/11/2014 16:31 67.5	20/11/2014 11:01 68.2	25/11/2014 17:31 67.8	30/10/2014 9:31 66.4	4/11/2014 16:01 65.2	10/11/2014 10:31 68.9	14/11/2014 17:01 68.4	20/11/2014 11:31 66.5	25/11/2014 18:01 67.9	30/10/2014 10:01 67.3	4/11/2014 16:31 65.4	10/11/2014 11:01 69.2	14/11/2014 17:31 64.7	20/11/2014 12:01 65.1	25/11/2014 18:31 65.0	30/10/2014 10:31 69.1	4/11/2014 17:01 65.2	10/11/2014 11:31 55.8	14/11/2014 18:01 64.2	20/11/2014 12:31 65.5	26/11/2014 7:01 64.4	30/10/2014 11:01 68.2	4/11/2014 17:31 64.0	10/11/2014 12:01 72.2	14/11/2014 18:31 64.0	20/11/2014 13:01 67.7	26/11/2014 7:31 65.2	30/10/2014 11:31 66.3	4/11/2014 18:01 63.7	10/11/2014 12:31 68.6	15/11/2014 7:01 63.3	20/11/2014 13:31 67.9	26/11/2014 8:01 66.4	30/10/2014 12:01 67.0	4/11/2014 18:31 63.9	10/11/2014 13:01 68.2	15/11/2014 7:31 64.0	20/11/2014 14:01 68.0	26/11/2014 8:31 68.8	30/10/2014 12:31 65.7	5/11/2014 7:01 64.3	10/11/2014 13:31 68.3	15/11/2014 8:01 64.8	20/11/2014 14:31 67.7	26/11/2014 9:01 68.7	30/10/2014 13:01 67.2	5/11/2014 7:31 65.2	10/11/2014 14:01 67.6	15/11/2014 8:31 65.5	20/11/2014 15:01 67.2	26/11/2014 9:31 68.8	30/10/2014 13:31 67.1	5/11/2014 8:01 64.8	10/11/2014 14:31 66.1	15/11/2014 9:01 66.1	20/11/2014 15:31 66.4	26/11/2014 10:01 68.2	30/10/2014 14:01 66.8	5/11/2014 8:31 65.9	10/11/2014 15:01 66.3	15/11/2014 9:31 66.5	20/11/2014 16:01 67.8	26/11/2014 10:31 69.1	30/10/2014 14:31 66.5	5/11/2014 9:01 66.4	10/11/2014 15:31 67.2	15/11/2014 10:01 65.5	20/11/2014 16:31 68.4	26/11/2014 11:01 68.5	30/10/2014 15:01 67.6	5/11/2014 9:31 66.3	10/11/2014 16:01 72.0	15/11/2014 10:31 65.9	20/11/2014 17:01 68.8	26/11/2014 11:31 67.3	30/10/2014 15:31 67.7	5/11/2014 10:01 66.1	10/11/2014 16:31 67.3	15/11/2014 11:01 65.8	20/11/2014 17:31 67.8	26/11/2014 12:01 65.7	30/10/2014 16:01 67.6	5/11/2014 10:31 66.3	10/11/2014 17:01 66.3	15/11/2014 11:31 64.9	20/11/2014 18:01 68.4	26/11/2014 12:31 65.8	30/10/2014 16:31 67.2	5/11/2014 11:01 65.7	10/11/2014 17:31 65.1	15/11/2014 12:01 64.7	20/11/2014 18:31 65.5	26/11/2014 13:01 69.2	30/10/2014 17:01 67.6	5/11/2014 11:31 65.7	10/11/2014 18:01 65.2	15/11/2014 12:31 64.6	21/11/2014 7:01 64.6	26/11/2014 13:31 67.6	30/10/2014 17:31 65.5	5/11/2014 12:01 64.3	10/11/2014 18:31 65.4	15/11/2014 13:01 65.2	21/11/2014 7:31 65.5	26/11/2014 14:01 68.2	30/10/2014 18:01 64.7	5/11/2014 12:31 63.8	11/11/2014 7:01 64.9	15/11/2014 13:31 65.9	21/11/2014 8:01 66.7	26/11/2014 14:31 68.1	30/10/2014 18:31 65.4	5/11/2014 13:01 66.3	11/11/2014 7:31 65.3	15/11/2014 14:01 65.5	21/11/2014 8:31 69.0	26/11/2014 15:01 67.9	31/10/2014 7:01 64.5	5/11/2014 13:31 66.9	11/11/2014 8:01 64.8	15/11/2014 14:31 65.7	21/11/2014 9:01 69.1	26/11/2014 15:31 67.5	31/10/2014 7:31 65.1	5/11/2014 14:01 66																																																																																																																																																						
28/10/2014 18:31 64.7	3/11/2014 13:01 67.4	8/11/2014 7:31 66.1	13/11/2014 14:01 68.3	19/11/2014 8:31 65.6	24/11/2014 15:01 68.6	29/10/2014 7:01 64.4	3/11/2014 13:31 67.6	8/11/2014 8:01 67.1	13/11/2014 14:31 66.1	19/11/2014 9:01 68.3	24/11/2014 15:31 69.6	29/10/2014 7:31 65.2	3/11/2014 14:01 67.2	8/11/2014 8:31 67.6	13/11/2014 15:01 65.1	19/11/2014 9:31 68.8	24/11/2014 16:01 70.1	29/10/2014 8:01 64.9	3/11/2014 14:31 66.3	8/11/2014 9:01 67.6	13/11/2014 15:31 65.5	19/11/2014 10:01 67.9	24/11/2014 16:31 70.0	29/10/2014 8:31 65.4	3/11/2014 15:01 65.8	8/11/2014 9:31 67.7	13/11/2014 16:01 66.2	19/11/2014 10:31 67.3	24/11/2014 17:01 70.1	29/10/2014 9:01 66.5	3/11/2014 15:31 65.9	8/11/2014 10:01 67.5	13/11/2014 16:31 66.5	19/11/2014 11:01 67.0	24/11/2014 17:31 66.9	29/10/2014 9:31 67.2	3/11/2014 16:01 66.7	8/11/2014 10:31 67.6	13/11/2014 17:01 66.3	19/11/2014 11:31 65.7	24/11/2014 18:01 64.5	29/10/2014 10:01 69.9	3/11/2014 16:31 67.8	8/11/2014 11:01 67.8	13/11/2014 17:31 64.7	19/11/2014 12:01 65.5	24/11/2014 18:31 64.3	29/10/2014 10:31 68.0	3/11/2014 17:01 65.9	8/11/2014 11:31 66.9	13/11/2014 18:01 63.6	19/11/2014 12:31 65.1	25/11/2014 7:01 64.9	29/10/2014 11:01 67.6	3/11/2014 17:31 65.6	8/11/2014 12:01 65.6	13/11/2014 18:31 63.6	19/11/2014 13:01 66.8	25/11/2014 7:31 65.6	29/10/2014 11:31 68.3	3/11/2014 18:01 64.5	8/11/2014 12:31 64.6	14/11/2014 7:01 64.9	19/11/2014 13:31 67.9	25/11/2014 8:01 67.8	29/10/2014 12:01 66.2	3/11/2014 18:31 64.3	8/11/2014 13:01 66.3	14/11/2014 7:31 66.1	19/11/2014 14:01 66.6	25/11/2014 8:31 69.8	29/10/2014 12:31 65.4	4/11/2014 7:01 64.2	8/11/2014 13:31 66.9	14/11/2014 8:01 65.7	19/11/2014 14:31 67.1	25/11/2014 9:01 69.8	29/10/2014 13:01 68.9	4/11/2014 7:31 65.2	8/11/2014 14:01 67.2	14/11/2014 8:31 67.0	19/11/2014 15:01 66.8	25/11/2014 9:31 69.5	29/10/2014 13:31 68.8	4/11/2014 8:01 65.1	8/11/2014 14:31 67.8	14/11/2014 9:01 67.0	19/11/2014 15:31 67.3	25/11/2014 10:01 69.9	29/10/2014 14:01 67.8	4/11/2014 8:31 65.6	8/11/2014 15:01 66.1	14/11/2014 9:31 67.2	19/11/2014 16:01 67.6	25/11/2014 10:31 69.0	29/10/2014 14:31 68.2	4/11/2014 9:01 66.1	8/11/2014 15:31 65.4	14/11/2014 10:01 69.6	19/11/2014 16:31 67.8	25/11/2014 11:01 66.4	29/10/2014 15:01 69.0	4/11/2014 9:31 66.5	8/11/2014 16:01 66.4	14/11/2014 10:31 67.4	19/11/2014 17:01 67.2	25/11/2014 11:31 65.6	29/10/2014 15:31 68.4	4/11/2014 10:01 66.8	8/11/2014 16:31 66.9	14/11/2014 11:01 67.2	19/11/2014 17:31 64.4	25/11/2014 12:01 65.1	29/10/2014 16:01 67.5	4/11/2014 10:31 67.1	8/11/2014 17:01 65.8	14/11/2014 11:31 66.4	19/11/2014 18:01 64.2	25/11/2014 12:31 65.2	29/10/2014 16:31 66.8	4/11/2014 11:01 66.9	8/11/2014 17:31 65.7	14/11/2014 12:01 65.6	19/11/2014 18:31 63.3	25/11/2014 13:01 66.4	29/10/2014 17:01 66.4	4/11/2014 11:31 66.2	8/11/2014 18:01 66.1	14/11/2014 12:31 64.8	20/11/2014 7:01 64.7	25/11/2014 13:31 67.5	29/10/2014 17:31 65.0	4/11/2014 12:01 65.8	8/11/2014 18:31 65.3	14/11/2014 13:01 67.0	20/11/2014 7:31 65.3	25/11/2014 14:01 66.9	29/10/2014 18:01 64.9	4/11/2014 12:31 66.0	10/11/2014 7:01 65.0	14/11/2014 13:31 66.9	20/11/2014 8:01 68.4	25/11/2014 14:31 66.6	29/10/2014 18:31 64.7	4/11/2014 13:01 66.9	10/11/2014 7:31 66.1	14/11/2014 14:01 66.4	20/11/2014 8:31 67.3	25/11/2014 15:01 66.5	30/10/2014 7:01 64.4	4/11/2014 13:31 67.0	10/11/2014 8:01 65.1	14/11/2014 14:31 67.8	20/11/2014 9:01 67.9	25/11/2014 15:31 66.8	30/10/2014 7:31 65.3	4/11/2014 14:01 66.9	10/11/2014 8:31 66.9	14/11/2014 15:01 67.4	20/11/2014 9:31 67.7	25/11/2014 16:01 67.5	30/10/2014 8:01 65.2	4/11/2014 14:31 66.7	10/11/2014 9:01 67.5	14/11/2014 15:31 65.9	20/11/2014 10:01 67.8	25/11/2014 16:31 67.9	30/10/2014 8:31 65.6	4/11/2014 15:01 66.1	10/11/2014 9:31 66.3	14/11/2014 16:01 68.2	20/11/2014 10:31 68.2	25/11/2014 17:01 68.1	30/10/2014 9:01 65.9	4/11/2014 15:31 65.3	10/11/2014 10:01 66.9	14/11/2014 16:31 67.5	20/11/2014 11:01 68.2	25/11/2014 17:31 67.8	30/10/2014 9:31 66.4	4/11/2014 16:01 65.2	10/11/2014 10:31 68.9	14/11/2014 17:01 68.4	20/11/2014 11:31 66.5	25/11/2014 18:01 67.9	30/10/2014 10:01 67.3	4/11/2014 16:31 65.4	10/11/2014 11:01 69.2	14/11/2014 17:31 64.7	20/11/2014 12:01 65.1	25/11/2014 18:31 65.0	30/10/2014 10:31 69.1	4/11/2014 17:01 65.2	10/11/2014 11:31 55.8	14/11/2014 18:01 64.2	20/11/2014 12:31 65.5	26/11/2014 7:01 64.4	30/10/2014 11:01 68.2	4/11/2014 17:31 64.0	10/11/2014 12:01 72.2	14/11/2014 18:31 64.0	20/11/2014 13:01 67.7	26/11/2014 7:31 65.2	30/10/2014 11:31 66.3	4/11/2014 18:01 63.7	10/11/2014 12:31 68.6	15/11/2014 7:01 63.3	20/11/2014 13:31 67.9	26/11/2014 8:01 66.4	30/10/2014 12:01 67.0	4/11/2014 18:31 63.9	10/11/2014 13:01 68.2	15/11/2014 7:31 64.0	20/11/2014 14:01 68.0	26/11/2014 8:31 68.8	30/10/2014 12:31 65.7	5/11/2014 7:01 64.3	10/11/2014 13:31 68.3	15/11/2014 8:01 64.8	20/11/2014 14:31 67.7	26/11/2014 9:01 68.7	30/10/2014 13:01 67.2	5/11/2014 7:31 65.2	10/11/2014 14:01 67.6	15/11/2014 8:31 65.5	20/11/2014 15:01 67.2	26/11/2014 9:31 68.8	30/10/2014 13:31 67.1	5/11/2014 8:01 64.8	10/11/2014 14:31 66.1	15/11/2014 9:01 66.1	20/11/2014 15:31 66.4	26/11/2014 10:01 68.2	30/10/2014 14:01 66.8	5/11/2014 8:31 65.9	10/11/2014 15:01 66.3	15/11/2014 9:31 66.5	20/11/2014 16:01 67.8	26/11/2014 10:31 69.1	30/10/2014 14:31 66.5	5/11/2014 9:01 66.4	10/11/2014 15:31 67.2	15/11/2014 10:01 65.5	20/11/2014 16:31 68.4	26/11/2014 11:01 68.5	30/10/2014 15:01 67.6	5/11/2014 9:31 66.3	10/11/2014 16:01 72.0	15/11/2014 10:31 65.9	20/11/2014 17:01 68.8	26/11/2014 11:31 67.3	30/10/2014 15:31 67.7	5/11/2014 10:01 66.1	10/11/2014 16:31 67.3	15/11/2014 11:01 65.8	20/11/2014 17:31 67.8	26/11/2014 12:01 65.7	30/10/2014 16:01 67.6	5/11/2014 10:31 66.3	10/11/2014 17:01 66.3	15/11/2014 11:31 64.9	20/11/2014 18:01 68.4	26/11/2014 12:31 65.8	30/10/2014 16:31 67.2	5/11/2014 11:01 65.7	10/11/2014 17:31 65.1	15/11/2014 12:01 64.7	20/11/2014 18:31 65.5	26/11/2014 13:01 69.2	30/10/2014 17:01 67.6	5/11/2014 11:31 65.7	10/11/2014 18:01 65.2	15/11/2014 12:31 64.6	21/11/2014 7:01 64.6	26/11/2014 13:31 67.6	30/10/2014 17:31 65.5	5/11/2014 12:01 64.3	10/11/2014 18:31 65.4	15/11/2014 13:01 65.2	21/11/2014 7:31 65.5	26/11/2014 14:01 68.2	30/10/2014 18:01 64.7	5/11/2014 12:31 63.8	11/11/2014 7:01 64.9	15/11/2014 13:31 65.9	21/11/2014 8:01 66.7	26/11/2014 14:31 68.1	30/10/2014 18:31 65.4	5/11/2014 13:01 66.3	11/11/2014 7:31 65.3	15/11/2014 14:01 65.5	21/11/2014 8:31 69.0	26/11/2014 15:01 67.9	31/10/2014 7:01 64.5	5/11/2014 13:31 66.9	11/11/2014 8:01 64.8	15/11/2014 14:31 65.7	21/11/2014 9:01 69.1	26/11/2014 15:31 67.5	31/10/2014 7:31 65.1	5/11/2014 14:01 66																																																																																																																																																												
29/10/2014 7:01 64.4	3/11/2014 13:31 67.6	8/11/2014 8:01 67.1	13/11/2014 14:31 66.1	19/11/2014 9:01 68.3	24/11/2014 15:31 69.6	29/10/2014 7:31 65.2	3/11/2014 14:01 67.2	8/11/2014 8:31 67.6	13/11/2014 15:01 65.1	19/11/2014 9:31 68.8	24/11/2014 16:01 70.1	29/10/2014 8:01 64.9	3/11/2014 14:31 66.3	8/11/2014 9:01 67.6	13/11/2014 15:31 65.5	19/11/2014 10:01 67.9	24/11/2014 16:31 70.0	29/10/2014 8:31 65.4	3/11/2014 15:01 65.8	8/11/2014 9:31 67.7	13/11/2014 16:01 66.2	19/11/2014 10:31 67.3	24/11/2014 17:01 70.1	29/10/2014 9:01 66.5	3/11/2014 15:31 65.9	8/11/2014 10:01 67.5	13/11/2014 16:31 66.5	19/11/2014 11:01 67.0	24/11/2014 17:31 66.9	29/10/2014 9:31 67.2	3/11/2014 16:01 66.7	8/11/2014 10:31 67.6	13/11/2014 17:01 66.3	19/11/2014 11:31 65.7	24/11/2014 18:01 64.5	29/10/2014 10:01 69.9	3/11/2014 16:31 67.8	8/11/2014 11:01 67.8	13/11/2014 17:31 64.7	19/11/2014 12:01 65.5	24/11/2014 18:31 64.3	29/10/2014 10:31 68.0	3/11/2014 17:01 65.9	8/11/2014 11:31 66.9	13/11/2014 18:01 63.6	19/11/2014 12:31 65.1	25/11/2014 7:01 64.9	29/10/2014 11:01 67.6	3/11/2014 17:31 65.6	8/11/2014 12:01 65.6	13/11/2014 18:31 63.6	19/11/2014 13:01 66.8	25/11/2014 7:31 65.6	29/10/2014 11:31 68.3	3/11/2014 18:01 64.5	8/11/2014 12:31 64.6	14/11/2014 7:01 64.9	19/11/2014 13:31 67.9	25/11/2014 8:01 67.8	29/10/2014 12:01 66.2	3/11/2014 18:31 64.3	8/11/2014 13:01 66.3	14/11/2014 7:31 66.1	19/11/2014 14:01 66.6	25/11/2014 8:31 69.8	29/10/2014 12:31 65.4	4/11/2014 7:01 64.2	8/11/2014 13:31 66.9	14/11/2014 8:01 65.7	19/11/2014 14:31 67.1	25/11/2014 9:01 69.8	29/10/2014 13:01 68.9	4/11/2014 7:31 65.2	8/11/2014 14:01 67.2	14/11/2014 8:31 67.0	19/11/2014 15:01 66.8	25/11/2014 9:31 69.5	29/10/2014 13:31 68.8	4/11/2014 8:01 65.1	8/11/2014 14:31 67.8	14/11/2014 9:01 67.0	19/11/2014 15:31 67.3	25/11/2014 10:01 69.9	29/10/2014 14:01 67.8	4/11/2014 8:31 65.6	8/11/2014 15:01 66.1	14/11/2014 9:31 67.2	19/11/2014 16:01 67.6	25/11/2014 10:31 69.0	29/10/2014 14:31 68.2	4/11/2014 9:01 66.1	8/11/2014 15:31 65.4	14/11/2014 10:01 69.6	19/11/2014 16:31 67.8	25/11/2014 11:01 66.4	29/10/2014 15:01 69.0	4/11/2014 9:31 66.5	8/11/2014 16:01 66.4	14/11/2014 10:31 67.4	19/11/2014 17:01 67.2	25/11/2014 11:31 65.6	29/10/2014 15:31 68.4	4/11/2014 10:01 66.8	8/11/2014 16:31 66.9	14/11/2014 11:01 67.2	19/11/2014 17:31 64.4	25/11/2014 12:01 65.1	29/10/2014 16:01 67.5	4/11/2014 10:31 67.1	8/11/2014 17:01 65.8	14/11/2014 11:31 66.4	19/11/2014 18:01 64.2	25/11/2014 12:31 65.2	29/10/2014 16:31 66.8	4/11/2014 11:01 66.9	8/11/2014 17:31 65.7	14/11/2014 12:01 65.6	19/11/2014 18:31 63.3	25/11/2014 13:01 66.4	29/10/2014 17:01 66.4	4/11/2014 11:31 66.2	8/11/2014 18:01 66.1	14/11/2014 12:31 64.8	20/11/2014 7:01 64.7	25/11/2014 13:31 67.5	29/10/2014 17:31 65.0	4/11/2014 12:01 65.8	8/11/2014 18:31 65.3	14/11/2014 13:01 67.0	20/11/2014 7:31 65.3	25/11/2014 14:01 66.9	29/10/2014 18:01 64.9	4/11/2014 12:31 66.0	10/11/2014 7:01 65.0	14/11/2014 13:31 66.9	20/11/2014 8:01 68.4	25/11/2014 14:31 66.6	29/10/2014 18:31 64.7	4/11/2014 13:01 66.9	10/11/2014 7:31 66.1	14/11/2014 14:01 66.4	20/11/2014 8:31 67.3	25/11/2014 15:01 66.5	30/10/2014 7:01 64.4	4/11/2014 13:31 67.0	10/11/2014 8:01 65.1	14/11/2014 14:31 67.8	20/11/2014 9:01 67.9	25/11/2014 15:31 66.8	30/10/2014 7:31 65.3	4/11/2014 14:01 66.9	10/11/2014 8:31 66.9	14/11/2014 15:01 67.4	20/11/2014 9:31 67.7	25/11/2014 16:01 67.5	30/10/2014 8:01 65.2	4/11/2014 14:31 66.7	10/11/2014 9:01 67.5	14/11/2014 15:31 65.9	20/11/2014 10:01 67.8	25/11/2014 16:31 67.9	30/10/2014 8:31 65.6	4/11/2014 15:01 66.1	10/11/2014 9:31 66.3	14/11/2014 16:01 68.2	20/11/2014 10:31 68.2	25/11/2014 17:01 68.1	30/10/2014 9:01 65.9	4/11/2014 15:31 65.3	10/11/2014 10:01 66.9	14/11/2014 16:31 67.5	20/11/2014 11:01 68.2	25/11/2014 17:31 67.8	30/10/2014 9:31 66.4	4/11/2014 16:01 65.2	10/11/2014 10:31 68.9	14/11/2014 17:01 68.4	20/11/2014 11:31 66.5	25/11/2014 18:01 67.9	30/10/2014 10:01 67.3	4/11/2014 16:31 65.4	10/11/2014 11:01 69.2	14/11/2014 17:31 64.7	20/11/2014 12:01 65.1	25/11/2014 18:31 65.0	30/10/2014 10:31 69.1	4/11/2014 17:01 65.2	10/11/2014 11:31 55.8	14/11/2014 18:01 64.2	20/11/2014 12:31 65.5	26/11/2014 7:01 64.4	30/10/2014 11:01 68.2	4/11/2014 17:31 64.0	10/11/2014 12:01 72.2	14/11/2014 18:31 64.0	20/11/2014 13:01 67.7	26/11/2014 7:31 65.2	30/10/2014 11:31 66.3	4/11/2014 18:01 63.7	10/11/2014 12:31 68.6	15/11/2014 7:01 63.3	20/11/2014 13:31 67.9	26/11/2014 8:01 66.4	30/10/2014 12:01 67.0	4/11/2014 18:31 63.9	10/11/2014 13:01 68.2	15/11/2014 7:31 64.0	20/11/2014 14:01 68.0	26/11/2014 8:31 68.8	30/10/2014 12:31 65.7	5/11/2014 7:01 64.3	10/11/2014 13:31 68.3	15/11/2014 8:01 64.8	20/11/2014 14:31 67.7	26/11/2014 9:01 68.7	30/10/2014 13:01 67.2	5/11/2014 7:31 65.2	10/11/2014 14:01 67.6	15/11/2014 8:31 65.5	20/11/2014 15:01 67.2	26/11/2014 9:31 68.8	30/10/2014 13:31 67.1	5/11/2014 8:01 64.8	10/11/2014 14:31 66.1	15/11/2014 9:01 66.1	20/11/2014 15:31 66.4	26/11/2014 10:01 68.2	30/10/2014 14:01 66.8	5/11/2014 8:31 65.9	10/11/2014 15:01 66.3	15/11/2014 9:31 66.5	20/11/2014 16:01 67.8	26/11/2014 10:31 69.1	30/10/2014 14:31 66.5	5/11/2014 9:01 66.4	10/11/2014 15:31 67.2	15/11/2014 10:01 65.5	20/11/2014 16:31 68.4	26/11/2014 11:01 68.5	30/10/2014 15:01 67.6	5/11/2014 9:31 66.3	10/11/2014 16:01 72.0	15/11/2014 10:31 65.9	20/11/2014 17:01 68.8	26/11/2014 11:31 67.3	30/10/2014 15:31 67.7	5/11/2014 10:01 66.1	10/11/2014 16:31 67.3	15/11/2014 11:01 65.8	20/11/2014 17:31 67.8	26/11/2014 12:01 65.7	30/10/2014 16:01 67.6	5/11/2014 10:31 66.3	10/11/2014 17:01 66.3	15/11/2014 11:31 64.9	20/11/2014 18:01 68.4	26/11/2014 12:31 65.8	30/10/2014 16:31 67.2	5/11/2014 11:01 65.7	10/11/2014 17:31 65.1	15/11/2014 12:01 64.7	20/11/2014 18:31 65.5	26/11/2014 13:01 69.2	30/10/2014 17:01 67.6	5/11/2014 11:31 65.7	10/11/2014 18:01 65.2	15/11/2014 12:31 64.6	21/11/2014 7:01 64.6	26/11/2014 13:31 67.6	30/10/2014 17:31 65.5	5/11/2014 12:01 64.3	10/11/2014 18:31 65.4	15/11/2014 13:01 65.2	21/11/2014 7:31 65.5	26/11/2014 14:01 68.2	30/10/2014 18:01 64.7	5/11/2014 12:31 63.8	11/11/2014 7:01 64.9	15/11/2014 13:31 65.9	21/11/2014 8:01 66.7	26/11/2014 14:31 68.1	30/10/2014 18:31 65.4	5/11/2014 13:01 66.3	11/11/2014 7:31 65.3	15/11/2014 14:01 65.5	21/11/2014 8:31 69.0	26/11/2014 15:01 67.9	31/10/2014 7:01 64.5	5/11/2014 13:31 66.9	11/11/2014 8:01 64.8	15/11/2014 14:31 65.7	21/11/2014 9:01 69.1	26/11/2014 15:31 67.5	31/10/2014 7:31 65.1	5/11/2014 14:01 66																																																																																																																																																																		
29/10/2014 7:31 65.2	3/11/2014 14:01 67.2	8/11/2014 8:31 67.6	13/11/2014 15:01 65.1	19/11/2014 9:31 68.8	24/11/2014 16:01 70.1	29/10/2014 8:01 64.9	3/11/2014 14:31 66.3	8/11/2014 9:01 67.6	13/11/2014 15:31 65.5	19/11/2014 10:01 67.9	24/11/2014 16:31 70.0	29/10/2014 8:31 65.4	3/11/2014 15:01 65.8	8/11/2014 9:31 67.7	13/11/2014 16:01 66.2	19/11/2014 10:31 67.3	24/11/2014 17:01 70.1	29/10/2014 9:01 66.5	3/11/2014 15:31 65.9	8/11/2014 10:01 67.5	13/11/2014 16:31 66.5	19/11/2014 11:01 67.0	24/11/2014 17:31 66.9	29/10/2014 9:31 67.2	3/11/2014 16:01 66.7	8/11/2014 10:31 67.6	13/11/2014 17:01 66.3	19/11/2014 11:31 65.7	24/11/2014 18:01 64.5	29/10/2014 10:01 69.9	3/11/2014 16:31 67.8	8/11/2014 11:01 67.8	13/11/2014 17:31 64.7	19/11/2014 12:01 65.5	24/11/2014 18:31 64.3	29/10/2014 10:31 68.0	3/11/2014 17:01 65.9	8/11/2014 11:31 66.9	13/11/2014 18:01 63.6	19/11/2014 12:31 65.1	25/11/2014 7:01 64.9	29/10/2014 11:01 67.6	3/11/2014 17:31 65.6	8/11/2014 12:01 65.6	13/11/2014 18:31 63.6	19/11/2014 13:01 66.8	25/11/2014 7:31 65.6	29/10/2014 11:31 68.3	3/11/2014 18:01 64.5	8/11/2014 12:31 64.6	14/11/2014 7:01 64.9	19/11/2014 13:31 67.9	25/11/2014 8:01 67.8	29/10/2014 12:01 66.2	3/11/2014 18:31 64.3	8/11/2014 13:01 66.3	14/11/2014 7:31 66.1	19/11/2014 14:01 66.6	25/11/2014 8:31 69.8	29/10/2014 12:31 65.4	4/11/2014 7:01 64.2	8/11/2014 13:31 66.9	14/11/2014 8:01 65.7	19/11/2014 14:31 67.1	25/11/2014 9:01 69.8	29/10/2014 13:01 68.9	4/11/2014 7:31 65.2	8/11/2014 14:01 67.2	14/11/2014 8:31 67.0	19/11/2014 15:01 66.8	25/11/2014 9:31 69.5	29/10/2014 13:31 68.8	4/11/2014 8:01 65.1	8/11/2014 14:31 67.8	14/11/2014 9:01 67.0	19/11/2014 15:31 67.3	25/11/2014 10:01 69.9	29/10/2014 14:01 67.8	4/11/2014 8:31 65.6	8/11/2014 15:01 66.1	14/11/2014 9:31 67.2	19/11/2014 16:01 67.6	25/11/2014 10:31 69.0	29/10/2014 14:31 68.2	4/11/2014 9:01 66.1	8/11/2014 15:31 65.4	14/11/2014 10:01 69.6	19/11/2014 16:31 67.8	25/11/2014 11:01 66.4	29/10/2014 15:01 69.0	4/11/2014 9:31 66.5	8/11/2014 16:01 66.4	14/11/2014 10:31 67.4	19/11/2014 17:01 67.2	25/11/2014 11:31 65.6	29/10/2014 15:31 68.4	4/11/2014 10:01 66.8	8/11/2014 16:31 66.9	14/11/2014 11:01 67.2	19/11/2014 17:31 64.4	25/11/2014 12:01 65.1	29/10/2014 16:01 67.5	4/11/2014 10:31 67.1	8/11/2014 17:01 65.8	14/11/2014 11:31 66.4	19/11/2014 18:01 64.2	25/11/2014 12:31 65.2	29/10/2014 16:31 66.8	4/11/2014 11:01 66.9	8/11/2014 17:31 65.7	14/11/2014 12:01 65.6	19/11/2014 18:31 63.3	25/11/2014 13:01 66.4	29/10/2014 17:01 66.4	4/11/2014 11:31 66.2	8/11/2014 18:01 66.1	14/11/2014 12:31 64.8	20/11/2014 7:01 64.7	25/11/2014 13:31 67.5	29/10/2014 17:31 65.0	4/11/2014 12:01 65.8	8/11/2014 18:31 65.3	14/11/2014 13:01 67.0	20/11/2014 7:31 65.3	25/11/2014 14:01 66.9	29/10/2014 18:01 64.9	4/11/2014 12:31 66.0	10/11/2014 7:01 65.0	14/11/2014 13:31 66.9	20/11/2014 8:01 68.4	25/11/2014 14:31 66.6	29/10/2014 18:31 64.7	4/11/2014 13:01 66.9	10/11/2014 7:31 66.1	14/11/2014 14:01 66.4	20/11/2014 8:31 67.3	25/11/2014 15:01 66.5	30/10/2014 7:01 64.4	4/11/2014 13:31 67.0	10/11/2014 8:01 65.1	14/11/2014 14:31 67.8	20/11/2014 9:01 67.9	25/11/2014 15:31 66.8	30/10/2014 7:31 65.3	4/11/2014 14:01 66.9	10/11/2014 8:31 66.9	14/11/2014 15:01 67.4	20/11/2014 9:31 67.7	25/11/2014 16:01 67.5	30/10/2014 8:01 65.2	4/11/2014 14:31 66.7	10/11/2014 9:01 67.5	14/11/2014 15:31 65.9	20/11/2014 10:01 67.8	25/11/2014 16:31 67.9	30/10/2014 8:31 65.6	4/11/2014 15:01 66.1	10/11/2014 9:31 66.3	14/11/2014 16:01 68.2	20/11/2014 10:31 68.2	25/11/2014 17:01 68.1	30/10/2014 9:01 65.9	4/11/2014 15:31 65.3	10/11/2014 10:01 66.9	14/11/2014 16:31 67.5	20/11/2014 11:01 68.2	25/11/2014 17:31 67.8	30/10/2014 9:31 66.4	4/11/2014 16:01 65.2	10/11/2014 10:31 68.9	14/11/2014 17:01 68.4	20/11/2014 11:31 66.5	25/11/2014 18:01 67.9	30/10/2014 10:01 67.3	4/11/2014 16:31 65.4	10/11/2014 11:01 69.2	14/11/2014 17:31 64.7	20/11/2014 12:01 65.1	25/11/2014 18:31 65.0	30/10/2014 10:31 69.1	4/11/2014 17:01 65.2	10/11/2014 11:31 55.8	14/11/2014 18:01 64.2	20/11/2014 12:31 65.5	26/11/2014 7:01 64.4	30/10/2014 11:01 68.2	4/11/2014 17:31 64.0	10/11/2014 12:01 72.2	14/11/2014 18:31 64.0	20/11/2014 13:01 67.7	26/11/2014 7:31 65.2	30/10/2014 11:31 66.3	4/11/2014 18:01 63.7	10/11/2014 12:31 68.6	15/11/2014 7:01 63.3	20/11/2014 13:31 67.9	26/11/2014 8:01 66.4	30/10/2014 12:01 67.0	4/11/2014 18:31 63.9	10/11/2014 13:01 68.2	15/11/2014 7:31 64.0	20/11/2014 14:01 68.0	26/11/2014 8:31 68.8	30/10/2014 12:31 65.7	5/11/2014 7:01 64.3	10/11/2014 13:31 68.3	15/11/2014 8:01 64.8	20/11/2014 14:31 67.7	26/11/2014 9:01 68.7	30/10/2014 13:01 67.2	5/11/2014 7:31 65.2	10/11/2014 14:01 67.6	15/11/2014 8:31 65.5	20/11/2014 15:01 67.2	26/11/2014 9:31 68.8	30/10/2014 13:31 67.1	5/11/2014 8:01 64.8	10/11/2014 14:31 66.1	15/11/2014 9:01 66.1	20/11/2014 15:31 66.4	26/11/2014 10:01 68.2	30/10/2014 14:01 66.8	5/11/2014 8:31 65.9	10/11/2014 15:01 66.3	15/11/2014 9:31 66.5	20/11/2014 16:01 67.8	26/11/2014 10:31 69.1	30/10/2014 14:31 66.5	5/11/2014 9:01 66.4	10/11/2014 15:31 67.2	15/11/2014 10:01 65.5	20/11/2014 16:31 68.4	26/11/2014 11:01 68.5	30/10/2014 15:01 67.6	5/11/2014 9:31 66.3	10/11/2014 16:01 72.0	15/11/2014 10:31 65.9	20/11/2014 17:01 68.8	26/11/2014 11:31 67.3	30/10/2014 15:31 67.7	5/11/2014 10:01 66.1	10/11/2014 16:31 67.3	15/11/2014 11:01 65.8	20/11/2014 17:31 67.8	26/11/2014 12:01 65.7	30/10/2014 16:01 67.6	5/11/2014 10:31 66.3	10/11/2014 17:01 66.3	15/11/2014 11:31 64.9	20/11/2014 18:01 68.4	26/11/2014 12:31 65.8	30/10/2014 16:31 67.2	5/11/2014 11:01 65.7	10/11/2014 17:31 65.1	15/11/2014 12:01 64.7	20/11/2014 18:31 65.5	26/11/2014 13:01 69.2	30/10/2014 17:01 67.6	5/11/2014 11:31 65.7	10/11/2014 18:01 65.2	15/11/2014 12:31 64.6	21/11/2014 7:01 64.6	26/11/2014 13:31 67.6	30/10/2014 17:31 65.5	5/11/2014 12:01 64.3	10/11/2014 18:31 65.4	15/11/2014 13:01 65.2	21/11/2014 7:31 65.5	26/11/2014 14:01 68.2	30/10/2014 18:01 64.7	5/11/2014 12:31 63.8	11/11/2014 7:01 64.9	15/11/2014 13:31 65.9	21/11/2014 8:01 66.7	26/11/2014 14:31 68.1	30/10/2014 18:31 65.4	5/11/2014 13:01 66.3	11/11/2014 7:31 65.3	15/11/2014 14:01 65.5	21/11/2014 8:31 69.0	26/11/2014 15:01 67.9	31/10/2014 7:01 64.5	5/11/2014 13:31 66.9	11/11/2014 8:01 64.8	15/11/2014 14:31 65.7	21/11/2014 9:01 69.1	26/11/2014 15:31 67.5	31/10/2014 7:31 65.1	5/11/2014 14:01 66																																																																																																																																																																								
29/10/2014 8:01 64.9	3/11/2014 14:31 66.3	8/11/2014 9:01 67.6	13/11/2014 15:31 65.5	19/11/2014 10:01 67.9	24/11/2014 16:31 70.0	29/10/2014 8:31 65.4	3/11/2014 15:01 65.8	8/11/2014 9:31 67.7	13/11/2014 16:01 66.2	19/11/2014 10:31 67.3	24/11/2014 17:01 70.1	29/10/2014 9:01 66.5	3/11/2014 15:31 65.9	8/11/2014 10:01 67.5	13/11/2014 16:31 66.5	19/11/2014 11:01 67.0	24/11/2014 17:31 66.9	29/10/2014 9:31 67.2	3/11/2014 16:01 66.7	8/11/2014 10:31 67.6	13/11/2014 17:01 66.3	19/11/2014 11:31 65.7	24/11/2014 18:01 64.5	29/10/2014 10:01 69.9	3/11/2014 16:31 67.8	8/11/2014 11:01 67.8	13/11/2014 17:31 64.7	19/11/2014 12:01 65.5	24/11/2014 18:31 64.3	29/10/2014 10:31 68.0	3/11/2014 17:01 65.9	8/11/2014 11:31 66.9	13/11/2014 18:01 63.6	19/11/2014 12:31 65.1	25/11/2014 7:01 64.9	29/10/2014 11:01 67.6	3/11/2014 17:31 65.6	8/11/2014 12:01 65.6	13/11/2014 18:31 63.6	19/11/2014 13:01 66.8	25/11/2014 7:31 65.6	29/10/2014 11:31 68.3	3/11/2014 18:01 64.5	8/11/2014 12:31 64.6	14/11/2014 7:01 64.9	19/11/2014 13:31 67.9	25/11/2014 8:01 67.8	29/10/2014 12:01 66.2	3/11/2014 18:31 64.3	8/11/2014 13:01 66.3	14/11/2014 7:31 66.1	19/11/2014 14:01 66.6	25/11/2014 8:31 69.8	29/10/2014 12:31 65.4	4/11/2014 7:01 64.2	8/11/2014 13:31 66.9	14/11/2014 8:01 65.7	19/11/2014 14:31 67.1	25/11/2014 9:01 69.8	29/10/2014 13:01 68.9	4/11/2014 7:31 65.2	8/11/2014 14:01 67.2	14/11/2014 8:31 67.0	19/11/2014 15:01 66.8	25/11/2014 9:31 69.5	29/10/2014 13:31 68.8	4/11/2014 8:01 65.1	8/11/2014 14:31 67.8	14/11/2014 9:01 67.0	19/11/2014 15:31 67.3	25/11/2014 10:01 69.9	29/10/2014 14:01 67.8	4/11/2014 8:31 65.6	8/11/2014 15:01 66.1	14/11/2014 9:31 67.2	19/11/2014 16:01 67.6	25/11/2014 10:31 69.0	29/10/2014 14:31 68.2	4/11/2014 9:01 66.1	8/11/2014 15:31 65.4	14/11/2014 10:01 69.6	19/11/2014 16:31 67.8	25/11/2014 11:01 66.4	29/10/2014 15:01 69.0	4/11/2014 9:31 66.5	8/11/2014 16:01 66.4	14/11/2014 10:31 67.4	19/11/2014 17:01 67.2	25/11/2014 11:31 65.6	29/10/2014 15:31 68.4	4/11/2014 10:01 66.8	8/11/2014 16:31 66.9	14/11/2014 11:01 67.2	19/11/2014 17:31 64.4	25/11/2014 12:01 65.1	29/10/2014 16:01 67.5	4/11/2014 10:31 67.1	8/11/2014 17:01 65.8	14/11/2014 11:31 66.4	19/11/2014 18:01 64.2	25/11/2014 12:31 65.2	29/10/2014 16:31 66.8	4/11/2014 11:01 66.9	8/11/2014 17:31 65.7	14/11/2014 12:01 65.6	19/11/2014 18:31 63.3	25/11/2014 13:01 66.4	29/10/2014 17:01 66.4	4/11/2014 11:31 66.2	8/11/2014 18:01 66.1	14/11/2014 12:31 64.8	20/11/2014 7:01 64.7	25/11/2014 13:31 67.5	29/10/2014 17:31 65.0	4/11/2014 12:01 65.8	8/11/2014 18:31 65.3	14/11/2014 13:01 67.0	20/11/2014 7:31 65.3	25/11/2014 14:01 66.9	29/10/2014 18:01 64.9	4/11/2014 12:31 66.0	10/11/2014 7:01 65.0	14/11/2014 13:31 66.9	20/11/2014 8:01 68.4	25/11/2014 14:31 66.6	29/10/2014 18:31 64.7	4/11/2014 13:01 66.9	10/11/2014 7:31 66.1	14/11/2014 14:01 66.4	20/11/2014 8:31 67.3	25/11/2014 15:01 66.5	30/10/2014 7:01 64.4	4/11/2014 13:31 67.0	10/11/2014 8:01 65.1	14/11/2014 14:31 67.8	20/11/2014 9:01 67.9	25/11/2014 15:31 66.8	30/10/2014 7:31 65.3	4/11/2014 14:01 66.9	10/11/2014 8:31 66.9	14/11/2014 15:01 67.4	20/11/2014 9:31 67.7	25/11/2014 16:01 67.5	30/10/2014 8:01 65.2	4/11/2014 14:31 66.7	10/11/2014 9:01 67.5	14/11/2014 15:31 65.9	20/11/2014 10:01 67.8	25/11/2014 16:31 67.9	30/10/2014 8:31 65.6	4/11/2014 15:01 66.1	10/11/2014 9:31 66.3	14/11/2014 16:01 68.2	20/11/2014 10:31 68.2	25/11/2014 17:01 68.1	30/10/2014 9:01 65.9	4/11/2014 15:31 65.3	10/11/2014 10:01 66.9	14/11/2014 16:31 67.5	20/11/2014 11:01 68.2	25/11/2014 17:31 67.8	30/10/2014 9:31 66.4	4/11/2014 16:01 65.2	10/11/2014 10:31 68.9	14/11/2014 17:01 68.4	20/11/2014 11:31 66.5	25/11/2014 18:01 67.9	30/10/2014 10:01 67.3	4/11/2014 16:31 65.4	10/11/2014 11:01 69.2	14/11/2014 17:31 64.7	20/11/2014 12:01 65.1	25/11/2014 18:31 65.0	30/10/2014 10:31 69.1	4/11/2014 17:01 65.2	10/11/2014 11:31 55.8	14/11/2014 18:01 64.2	20/11/2014 12:31 65.5	26/11/2014 7:01 64.4	30/10/2014 11:01 68.2	4/11/2014 17:31 64.0	10/11/2014 12:01 72.2	14/11/2014 18:31 64.0	20/11/2014 13:01 67.7	26/11/2014 7:31 65.2	30/10/2014 11:31 66.3	4/11/2014 18:01 63.7	10/11/2014 12:31 68.6	15/11/2014 7:01 63.3	20/11/2014 13:31 67.9	26/11/2014 8:01 66.4	30/10/2014 12:01 67.0	4/11/2014 18:31 63.9	10/11/2014 13:01 68.2	15/11/2014 7:31 64.0	20/11/2014 14:01 68.0	26/11/2014 8:31 68.8	30/10/2014 12:31 65.7	5/11/2014 7:01 64.3	10/11/2014 13:31 68.3	15/11/2014 8:01 64.8	20/11/2014 14:31 67.7	26/11/2014 9:01 68.7	30/10/2014 13:01 67.2	5/11/2014 7:31 65.2	10/11/2014 14:01 67.6	15/11/2014 8:31 65.5	20/11/2014 15:01 67.2	26/11/2014 9:31 68.8	30/10/2014 13:31 67.1	5/11/2014 8:01 64.8	10/11/2014 14:31 66.1	15/11/2014 9:01 66.1	20/11/2014 15:31 66.4	26/11/2014 10:01 68.2	30/10/2014 14:01 66.8	5/11/2014 8:31 65.9	10/11/2014 15:01 66.3	15/11/2014 9:31 66.5	20/11/2014 16:01 67.8	26/11/2014 10:31 69.1	30/10/2014 14:31 66.5	5/11/2014 9:01 66.4	10/11/2014 15:31 67.2	15/11/2014 10:01 65.5	20/11/2014 16:31 68.4	26/11/2014 11:01 68.5	30/10/2014 15:01 67.6	5/11/2014 9:31 66.3	10/11/2014 16:01 72.0	15/11/2014 10:31 65.9	20/11/2014 17:01 68.8	26/11/2014 11:31 67.3	30/10/2014 15:31 67.7	5/11/2014 10:01 66.1	10/11/2014 16:31 67.3	15/11/2014 11:01 65.8	20/11/2014 17:31 67.8	26/11/2014 12:01 65.7	30/10/2014 16:01 67.6	5/11/2014 10:31 66.3	10/11/2014 17:01 66.3	15/11/2014 11:31 64.9	20/11/2014 18:01 68.4	26/11/2014 12:31 65.8	30/10/2014 16:31 67.2	5/11/2014 11:01 65.7	10/11/2014 17:31 65.1	15/11/2014 12:01 64.7	20/11/2014 18:31 65.5	26/11/2014 13:01 69.2	30/10/2014 17:01 67.6	5/11/2014 11:31 65.7	10/11/2014 18:01 65.2	15/11/2014 12:31 64.6	21/11/2014 7:01 64.6	26/11/2014 13:31 67.6	30/10/2014 17:31 65.5	5/11/2014 12:01 64.3	10/11/2014 18:31 65.4	15/11/2014 13:01 65.2	21/11/2014 7:31 65.5	26/11/2014 14:01 68.2	30/10/2014 18:01 64.7	5/11/2014 12:31 63.8	11/11/2014 7:01 64.9	15/11/2014 13:31 65.9	21/11/2014 8:01 66.7	26/11/2014 14:31 68.1	30/10/2014 18:31 65.4	5/11/2014 13:01 66.3	11/11/2014 7:31 65.3	15/11/2014 14:01 65.5	21/11/2014 8:31 69.0	26/11/2014 15:01 67.9	31/10/2014 7:01 64.5	5/11/2014 13:31 66.9	11/11/2014 8:01 64.8	15/11/2014 14:31 65.7	21/11/2014 9:01 69.1	26/11/2014 15:31 67.5	31/10/2014 7:31 65.1	5/11/2014 14:01 66																																																																																																																																																																														
29/10/2014 8:31 65.4	3/11/2014 15:01 65.8	8/11/2014 9:31 67.7	13/11/2014 16:01 66.2	19/11/2014 10:31 67.3	24/11/2014 17:01 70.1	29/10/2014 9:01 66.5	3/11/2014 15:31 65.9	8/11/2014 10:01 67.5	13/11/2014 16:31 66.5	19/11/2014 11:01 67.0	24/11/2014 17:31 66.9	29/10/2014 9:31 67.2	3/11/2014 16:01 66.7	8/11/2014 10:31 67.6	13/11/2014 17:01 66.3	19/11/2014 11:31 65.7	24/11/2014 18:01 64.5	29/10/2014 10:01 69.9	3/11/2014 16:31 67.8	8/11/2014 11:01 67.8	13/11/2014 17:31 64.7	19/11/2014 12:01 65.5	24/11/2014 18:31 64.3	29/10/2014 10:31 68.0	3/11/2014 17:01 65.9	8/11/2014 11:31 66.9	13/11/2014 18:01 63.6	19/11/2014 12:31 65.1	25/11/2014 7:01 64.9	29/10/2014 11:01 67.6	3/11/2014 17:31 65.6	8/11/2014 12:01 65.6	13/11/2014 18:31 63.6	19/11/2014 13:01 66.8	25/11/2014 7:31 65.6	29/10/2014 11:31 68.3	3/11/2014 18:01 64.5	8/11/2014 12:31 64.6	14/11/2014 7:01 64.9	19/11/2014 13:31 67.9	25/11/2014 8:01 67.8	29/10/2014 12:01 66.2	3/11/2014 18:31 64.3	8/11/2014 13:01 66.3	14/11/2014 7:31 66.1	19/11/2014 14:01 66.6	25/11/2014 8:31 69.8	29/10/2014 12:31 65.4	4/11/2014 7:01 64.2	8/11/2014 13:31 66.9	14/11/2014 8:01 65.7	19/11/2014 14:31 67.1	25/11/2014 9:01 69.8	29/10/2014 13:01 68.9	4/11/2014 7:31 65.2	8/11/2014 14:01 67.2	14/11/2014 8:31 67.0	19/11/2014 15:01 66.8	25/11/2014 9:31 69.5	29/10/2014 13:31 68.8	4/11/2014 8:01 65.1	8/11/2014 14:31 67.8	14/11/2014 9:01 67.0	19/11/2014 15:31 67.3	25/11/2014 10:01 69.9	29/10/2014 14:01 67.8	4/11/2014 8:31 65.6	8/11/2014 15:01 66.1	14/11/2014 9:31 67.2	19/11/2014 16:01 67.6	25/11/2014 10:31 69.0	29/10/2014 14:31 68.2	4/11/2014 9:01 66.1	8/11/2014 15:31 65.4	14/11/2014 10:01 69.6	19/11/2014 16:31 67.8	25/11/2014 11:01 66.4	29/10/2014 15:01 69.0	4/11/2014 9:31 66.5	8/11/2014 16:01 66.4	14/11/2014 10:31 67.4	19/11/2014 17:01 67.2	25/11/2014 11:31 65.6	29/10/2014 15:31 68.4	4/11/2014 10:01 66.8	8/11/2014 16:31 66.9	14/11/2014 11:01 67.2	19/11/2014 17:31 64.4	25/11/2014 12:01 65.1	29/10/2014 16:01 67.5	4/11/2014 10:31 67.1	8/11/2014 17:01 65.8	14/11/2014 11:31 66.4	19/11/2014 18:01 64.2	25/11/2014 12:31 65.2	29/10/2014 16:31 66.8	4/11/2014 11:01 66.9	8/11/2014 17:31 65.7	14/11/2014 12:01 65.6	19/11/2014 18:31 63.3	25/11/2014 13:01 66.4	29/10/2014 17:01 66.4	4/11/2014 11:31 66.2	8/11/2014 18:01 66.1	14/11/2014 12:31 64.8	20/11/2014 7:01 64.7	25/11/2014 13:31 67.5	29/10/2014 17:31 65.0	4/11/2014 12:01 65.8	8/11/2014 18:31 65.3	14/11/2014 13:01 67.0	20/11/2014 7:31 65.3	25/11/2014 14:01 66.9	29/10/2014 18:01 64.9	4/11/2014 12:31 66.0	10/11/2014 7:01 65.0	14/11/2014 13:31 66.9	20/11/2014 8:01 68.4	25/11/2014 14:31 66.6	29/10/2014 18:31 64.7	4/11/2014 13:01 66.9	10/11/2014 7:31 66.1	14/11/2014 14:01 66.4	20/11/2014 8:31 67.3	25/11/2014 15:01 66.5	30/10/2014 7:01 64.4	4/11/2014 13:31 67.0	10/11/2014 8:01 65.1	14/11/2014 14:31 67.8	20/11/2014 9:01 67.9	25/11/2014 15:31 66.8	30/10/2014 7:31 65.3	4/11/2014 14:01 66.9	10/11/2014 8:31 66.9	14/11/2014 15:01 67.4	20/11/2014 9:31 67.7	25/11/2014 16:01 67.5	30/10/2014 8:01 65.2	4/11/2014 14:31 66.7	10/11/2014 9:01 67.5	14/11/2014 15:31 65.9	20/11/2014 10:01 67.8	25/11/2014 16:31 67.9	30/10/2014 8:31 65.6	4/11/2014 15:01 66.1	10/11/2014 9:31 66.3	14/11/2014 16:01 68.2	20/11/2014 10:31 68.2	25/11/2014 17:01 68.1	30/10/2014 9:01 65.9	4/11/2014 15:31 65.3	10/11/2014 10:01 66.9	14/11/2014 16:31 67.5	20/11/2014 11:01 68.2	25/11/2014 17:31 67.8	30/10/2014 9:31 66.4	4/11/2014 16:01 65.2	10/11/2014 10:31 68.9	14/11/2014 17:01 68.4	20/11/2014 11:31 66.5	25/11/2014 18:01 67.9	30/10/2014 10:01 67.3	4/11/2014 16:31 65.4	10/11/2014 11:01 69.2	14/11/2014 17:31 64.7	20/11/2014 12:01 65.1	25/11/2014 18:31 65.0	30/10/2014 10:31 69.1	4/11/2014 17:01 65.2	10/11/2014 11:31 55.8	14/11/2014 18:01 64.2	20/11/2014 12:31 65.5	26/11/2014 7:01 64.4	30/10/2014 11:01 68.2	4/11/2014 17:31 64.0	10/11/2014 12:01 72.2	14/11/2014 18:31 64.0	20/11/2014 13:01 67.7	26/11/2014 7:31 65.2	30/10/2014 11:31 66.3	4/11/2014 18:01 63.7	10/11/2014 12:31 68.6	15/11/2014 7:01 63.3	20/11/2014 13:31 67.9	26/11/2014 8:01 66.4	30/10/2014 12:01 67.0	4/11/2014 18:31 63.9	10/11/2014 13:01 68.2	15/11/2014 7:31 64.0	20/11/2014 14:01 68.0	26/11/2014 8:31 68.8	30/10/2014 12:31 65.7	5/11/2014 7:01 64.3	10/11/2014 13:31 68.3	15/11/2014 8:01 64.8	20/11/2014 14:31 67.7	26/11/2014 9:01 68.7	30/10/2014 13:01 67.2	5/11/2014 7:31 65.2	10/11/2014 14:01 67.6	15/11/2014 8:31 65.5	20/11/2014 15:01 67.2	26/11/2014 9:31 68.8	30/10/2014 13:31 67.1	5/11/2014 8:01 64.8	10/11/2014 14:31 66.1	15/11/2014 9:01 66.1	20/11/2014 15:31 66.4	26/11/2014 10:01 68.2	30/10/2014 14:01 66.8	5/11/2014 8:31 65.9	10/11/2014 15:01 66.3	15/11/2014 9:31 66.5	20/11/2014 16:01 67.8	26/11/2014 10:31 69.1	30/10/2014 14:31 66.5	5/11/2014 9:01 66.4	10/11/2014 15:31 67.2	15/11/2014 10:01 65.5	20/11/2014 16:31 68.4	26/11/2014 11:01 68.5	30/10/2014 15:01 67.6	5/11/2014 9:31 66.3	10/11/2014 16:01 72.0	15/11/2014 10:31 65.9	20/11/2014 17:01 68.8	26/11/2014 11:31 67.3	30/10/2014 15:31 67.7	5/11/2014 10:01 66.1	10/11/2014 16:31 67.3	15/11/2014 11:01 65.8	20/11/2014 17:31 67.8	26/11/2014 12:01 65.7	30/10/2014 16:01 67.6	5/11/2014 10:31 66.3	10/11/2014 17:01 66.3	15/11/2014 11:31 64.9	20/11/2014 18:01 68.4	26/11/2014 12:31 65.8	30/10/2014 16:31 67.2	5/11/2014 11:01 65.7	10/11/2014 17:31 65.1	15/11/2014 12:01 64.7	20/11/2014 18:31 65.5	26/11/2014 13:01 69.2	30/10/2014 17:01 67.6	5/11/2014 11:31 65.7	10/11/2014 18:01 65.2	15/11/2014 12:31 64.6	21/11/2014 7:01 64.6	26/11/2014 13:31 67.6	30/10/2014 17:31 65.5	5/11/2014 12:01 64.3	10/11/2014 18:31 65.4	15/11/2014 13:01 65.2	21/11/2014 7:31 65.5	26/11/2014 14:01 68.2	30/10/2014 18:01 64.7	5/11/2014 12:31 63.8	11/11/2014 7:01 64.9	15/11/2014 13:31 65.9	21/11/2014 8:01 66.7	26/11/2014 14:31 68.1	30/10/2014 18:31 65.4	5/11/2014 13:01 66.3	11/11/2014 7:31 65.3	15/11/2014 14:01 65.5	21/11/2014 8:31 69.0	26/11/2014 15:01 67.9	31/10/2014 7:01 64.5	5/11/2014 13:31 66.9	11/11/2014 8:01 64.8	15/11/2014 14:31 65.7	21/11/2014 9:01 69.1	26/11/2014 15:31 67.5	31/10/2014 7:31 65.1	5/11/2014 14:01 66																																																																																																																																																																																				
29/10/2014 9:01 66.5	3/11/2014 15:31 65.9	8/11/2014 10:01 67.5	13/11/2014 16:31 66.5	19/11/2014 11:01 67.0	24/11/2014 17:31 66.9	29/10/2014 9:31 67.2	3/11/2014 16:01 66.7	8/11/2014 10:31 67.6	13/11/2014 17:01 66.3	19/11/2014 11:31 65.7	24/11/2014 18:01 64.5	29/10/2014 10:01 69.9	3/11/2014 16:31 67.8	8/11/2014 11:01 67.8	13/11/2014 17:31 64.7	19/11/2014 12:01 65.5	24/11/2014 18:31 64.3	29/10/2014 10:31 68.0	3/11/2014 17:01 65.9	8/11/2014 11:31 66.9	13/11/2014 18:01 63.6	19/11/2014 12:31 65.1	25/11/2014 7:01 64.9	29/10/2014 11:01 67.6	3/11/2014 17:31 65.6	8/11/2014 12:01 65.6	13/11/2014 18:31 63.6	19/11/2014 13:01 66.8	25/11/2014 7:31 65.6	29/10/2014 11:31 68.3	3/11/2014 18:01 64.5	8/11/2014 12:31 64.6	14/11/2014 7:01 64.9	19/11/2014 13:31 67.9	25/11/2014 8:01 67.8	29/10/2014 12:01 66.2	3/11/2014 18:31 64.3	8/11/2014 13:01 66.3	14/11/2014 7:31 66.1	19/11/2014 14:01 66.6	25/11/2014 8:31 69.8	29/10/2014 12:31 65.4	4/11/2014 7:01 64.2	8/11/2014 13:31 66.9	14/11/2014 8:01 65.7	19/11/2014 14:31 67.1	25/11/2014 9:01 69.8	29/10/2014 13:01 68.9	4/11/2014 7:31 65.2	8/11/2014 14:01 67.2	14/11/2014 8:31 67.0	19/11/2014 15:01 66.8	25/11/2014 9:31 69.5	29/10/2014 13:31 68.8	4/11/2014 8:01 65.1	8/11/2014 14:31 67.8	14/11/2014 9:01 67.0	19/11/2014 15:31 67.3	25/11/2014 10:01 69.9	29/10/2014 14:01 67.8	4/11/2014 8:31 65.6	8/11/2014 15:01 66.1	14/11/2014 9:31 67.2	19/11/2014 16:01 67.6	25/11/2014 10:31 69.0	29/10/2014 14:31 68.2	4/11/2014 9:01 66.1	8/11/2014 15:31 65.4	14/11/2014 10:01 69.6	19/11/2014 16:31 67.8	25/11/2014 11:01 66.4	29/10/2014 15:01 69.0	4/11/2014 9:31 66.5	8/11/2014 16:01 66.4	14/11/2014 10:31 67.4	19/11/2014 17:01 67.2	25/11/2014 11:31 65.6	29/10/2014 15:31 68.4	4/11/2014 10:01 66.8	8/11/2014 16:31 66.9	14/11/2014 11:01 67.2	19/11/2014 17:31 64.4	25/11/2014 12:01 65.1	29/10/2014 16:01 67.5	4/11/2014 10:31 67.1	8/11/2014 17:01 65.8	14/11/2014 11:31 66.4	19/11/2014 18:01 64.2	25/11/2014 12:31 65.2	29/10/2014 16:31 66.8	4/11/2014 11:01 66.9	8/11/2014 17:31 65.7	14/11/2014 12:01 65.6	19/11/2014 18:31 63.3	25/11/2014 13:01 66.4	29/10/2014 17:01 66.4	4/11/2014 11:31 66.2	8/11/2014 18:01 66.1	14/11/2014 12:31 64.8	20/11/2014 7:01 64.7	25/11/2014 13:31 67.5	29/10/2014 17:31 65.0	4/11/2014 12:01 65.8	8/11/2014 18:31 65.3	14/11/2014 13:01 67.0	20/11/2014 7:31 65.3	25/11/2014 14:01 66.9	29/10/2014 18:01 64.9	4/11/2014 12:31 66.0	10/11/2014 7:01 65.0	14/11/2014 13:31 66.9	20/11/2014 8:01 68.4	25/11/2014 14:31 66.6	29/10/2014 18:31 64.7	4/11/2014 13:01 66.9	10/11/2014 7:31 66.1	14/11/2014 14:01 66.4	20/11/2014 8:31 67.3	25/11/2014 15:01 66.5	30/10/2014 7:01 64.4	4/11/2014 13:31 67.0	10/11/2014 8:01 65.1	14/11/2014 14:31 67.8	20/11/2014 9:01 67.9	25/11/2014 15:31 66.8	30/10/2014 7:31 65.3	4/11/2014 14:01 66.9	10/11/2014 8:31 66.9	14/11/2014 15:01 67.4	20/11/2014 9:31 67.7	25/11/2014 16:01 67.5	30/10/2014 8:01 65.2	4/11/2014 14:31 66.7	10/11/2014 9:01 67.5	14/11/2014 15:31 65.9	20/11/2014 10:01 67.8	25/11/2014 16:31 67.9	30/10/2014 8:31 65.6	4/11/2014 15:01 66.1	10/11/2014 9:31 66.3	14/11/2014 16:01 68.2	20/11/2014 10:31 68.2	25/11/2014 17:01 68.1	30/10/2014 9:01 65.9	4/11/2014 15:31 65.3	10/11/2014 10:01 66.9	14/11/2014 16:31 67.5	20/11/2014 11:01 68.2	25/11/2014 17:31 67.8	30/10/2014 9:31 66.4	4/11/2014 16:01 65.2	10/11/2014 10:31 68.9	14/11/2014 17:01 68.4	20/11/2014 11:31 66.5	25/11/2014 18:01 67.9	30/10/2014 10:01 67.3	4/11/2014 16:31 65.4	10/11/2014 11:01 69.2	14/11/2014 17:31 64.7	20/11/2014 12:01 65.1	25/11/2014 18:31 65.0	30/10/2014 10:31 69.1	4/11/2014 17:01 65.2	10/11/2014 11:31 55.8	14/11/2014 18:01 64.2	20/11/2014 12:31 65.5	26/11/2014 7:01 64.4	30/10/2014 11:01 68.2	4/11/2014 17:31 64.0	10/11/2014 12:01 72.2	14/11/2014 18:31 64.0	20/11/2014 13:01 67.7	26/11/2014 7:31 65.2	30/10/2014 11:31 66.3	4/11/2014 18:01 63.7	10/11/2014 12:31 68.6	15/11/2014 7:01 63.3	20/11/2014 13:31 67.9	26/11/2014 8:01 66.4	30/10/2014 12:01 67.0	4/11/2014 18:31 63.9	10/11/2014 13:01 68.2	15/11/2014 7:31 64.0	20/11/2014 14:01 68.0	26/11/2014 8:31 68.8	30/10/2014 12:31 65.7	5/11/2014 7:01 64.3	10/11/2014 13:31 68.3	15/11/2014 8:01 64.8	20/11/2014 14:31 67.7	26/11/2014 9:01 68.7	30/10/2014 13:01 67.2	5/11/2014 7:31 65.2	10/11/2014 14:01 67.6	15/11/2014 8:31 65.5	20/11/2014 15:01 67.2	26/11/2014 9:31 68.8	30/10/2014 13:31 67.1	5/11/2014 8:01 64.8	10/11/2014 14:31 66.1	15/11/2014 9:01 66.1	20/11/2014 15:31 66.4	26/11/2014 10:01 68.2	30/10/2014 14:01 66.8	5/11/2014 8:31 65.9	10/11/2014 15:01 66.3	15/11/2014 9:31 66.5	20/11/2014 16:01 67.8	26/11/2014 10:31 69.1	30/10/2014 14:31 66.5	5/11/2014 9:01 66.4	10/11/2014 15:31 67.2	15/11/2014 10:01 65.5	20/11/2014 16:31 68.4	26/11/2014 11:01 68.5	30/10/2014 15:01 67.6	5/11/2014 9:31 66.3	10/11/2014 16:01 72.0	15/11/2014 10:31 65.9	20/11/2014 17:01 68.8	26/11/2014 11:31 67.3	30/10/2014 15:31 67.7	5/11/2014 10:01 66.1	10/11/2014 16:31 67.3	15/11/2014 11:01 65.8	20/11/2014 17:31 67.8	26/11/2014 12:01 65.7	30/10/2014 16:01 67.6	5/11/2014 10:31 66.3	10/11/2014 17:01 66.3	15/11/2014 11:31 64.9	20/11/2014 18:01 68.4	26/11/2014 12:31 65.8	30/10/2014 16:31 67.2	5/11/2014 11:01 65.7	10/11/2014 17:31 65.1	15/11/2014 12:01 64.7	20/11/2014 18:31 65.5	26/11/2014 13:01 69.2	30/10/2014 17:01 67.6	5/11/2014 11:31 65.7	10/11/2014 18:01 65.2	15/11/2014 12:31 64.6	21/11/2014 7:01 64.6	26/11/2014 13:31 67.6	30/10/2014 17:31 65.5	5/11/2014 12:01 64.3	10/11/2014 18:31 65.4	15/11/2014 13:01 65.2	21/11/2014 7:31 65.5	26/11/2014 14:01 68.2	30/10/2014 18:01 64.7	5/11/2014 12:31 63.8	11/11/2014 7:01 64.9	15/11/2014 13:31 65.9	21/11/2014 8:01 66.7	26/11/2014 14:31 68.1	30/10/2014 18:31 65.4	5/11/2014 13:01 66.3	11/11/2014 7:31 65.3	15/11/2014 14:01 65.5	21/11/2014 8:31 69.0	26/11/2014 15:01 67.9	31/10/2014 7:01 64.5	5/11/2014 13:31 66.9	11/11/2014 8:01 64.8	15/11/2014 14:31 65.7	21/11/2014 9:01 69.1	26/11/2014 15:31 67.5	31/10/2014 7:31 65.1	5/11/2014 14:01 66																																																																																																																																																																																										
29/10/2014 9:31 67.2	3/11/2014 16:01 66.7	8/11/2014 10:31 67.6	13/11/2014 17:01 66.3	19/11/2014 11:31 65.7	24/11/2014 18:01 64.5	29/10/2014 10:01 69.9	3/11/2014 16:31 67.8	8/11/2014 11:01 67.8	13/11/2014 17:31 64.7	19/11/2014 12:01 65.5	24/11/2014 18:31 64.3	29/10/2014 10:31 68.0	3/11/2014 17:01 65.9	8/11/2014 11:31 66.9	13/11/2014 18:01 63.6	19/11/2014 12:31 65.1	25/11/2014 7:01 64.9	29/10/2014 11:01 67.6	3/11/2014 17:31 65.6	8/11/2014 12:01 65.6	13/11/2014 18:31 63.6	19/11/2014 13:01 66.8	25/11/2014 7:31 65.6	29/10/2014 11:31 68.3	3/11/2014 18:01 64.5	8/11/2014 12:31 64.6	14/11/2014 7:01 64.9	19/11/2014 13:31 67.9	25/11/2014 8:01 67.8	29/10/2014 12:01 66.2	3/11/2014 18:31 64.3	8/11/2014 13:01 66.3	14/11/2014 7:31 66.1	19/11/2014 14:01 66.6	25/11/2014 8:31 69.8	29/10/2014 12:31 65.4	4/11/2014 7:01 64.2	8/11/2014 13:31 66.9	14/11/2014 8:01 65.7	19/11/2014 14:31 67.1	25/11/2014 9:01 69.8	29/10/2014 13:01 68.9	4/11/2014 7:31 65.2	8/11/2014 14:01 67.2	14/11/2014 8:31 67.0	19/11/2014 15:01 66.8	25/11/2014 9:31 69.5	29/10/2014 13:31 68.8	4/11/2014 8:01 65.1	8/11/2014 14:31 67.8	14/11/2014 9:01 67.0	19/11/2014 15:31 67.3	25/11/2014 10:01 69.9	29/10/2014 14:01 67.8	4/11/2014 8:31 65.6	8/11/2014 15:01 66.1	14/11/2014 9:31 67.2	19/11/2014 16:01 67.6	25/11/2014 10:31 69.0	29/10/2014 14:31 68.2	4/11/2014 9:01 66.1	8/11/2014 15:31 65.4	14/11/2014 10:01 69.6	19/11/2014 16:31 67.8	25/11/2014 11:01 66.4	29/10/2014 15:01 69.0	4/11/2014 9:31 66.5	8/11/2014 16:01 66.4	14/11/2014 10:31 67.4	19/11/2014 17:01 67.2	25/11/2014 11:31 65.6	29/10/2014 15:31 68.4	4/11/2014 10:01 66.8	8/11/2014 16:31 66.9	14/11/2014 11:01 67.2	19/11/2014 17:31 64.4	25/11/2014 12:01 65.1	29/10/2014 16:01 67.5	4/11/2014 10:31 67.1	8/11/2014 17:01 65.8	14/11/2014 11:31 66.4	19/11/2014 18:01 64.2	25/11/2014 12:31 65.2	29/10/2014 16:31 66.8	4/11/2014 11:01 66.9	8/11/2014 17:31 65.7	14/11/2014 12:01 65.6	19/11/2014 18:31 63.3	25/11/2014 13:01 66.4	29/10/2014 17:01 66.4	4/11/2014 11:31 66.2	8/11/2014 18:01 66.1	14/11/2014 12:31 64.8	20/11/2014 7:01 64.7	25/11/2014 13:31 67.5	29/10/2014 17:31 65.0	4/11/2014 12:01 65.8	8/11/2014 18:31 65.3	14/11/2014 13:01 67.0	20/11/2014 7:31 65.3	25/11/2014 14:01 66.9	29/10/2014 18:01 64.9	4/11/2014 12:31 66.0	10/11/2014 7:01 65.0	14/11/2014 13:31 66.9	20/11/2014 8:01 68.4	25/11/2014 14:31 66.6	29/10/2014 18:31 64.7	4/11/2014 13:01 66.9	10/11/2014 7:31 66.1	14/11/2014 14:01 66.4	20/11/2014 8:31 67.3	25/11/2014 15:01 66.5	30/10/2014 7:01 64.4	4/11/2014 13:31 67.0	10/11/2014 8:01 65.1	14/11/2014 14:31 67.8	20/11/2014 9:01 67.9	25/11/2014 15:31 66.8	30/10/2014 7:31 65.3	4/11/2014 14:01 66.9	10/11/2014 8:31 66.9	14/11/2014 15:01 67.4	20/11/2014 9:31 67.7	25/11/2014 16:01 67.5	30/10/2014 8:01 65.2	4/11/2014 14:31 66.7	10/11/2014 9:01 67.5	14/11/2014 15:31 65.9	20/11/2014 10:01 67.8	25/11/2014 16:31 67.9	30/10/2014 8:31 65.6	4/11/2014 15:01 66.1	10/11/2014 9:31 66.3	14/11/2014 16:01 68.2	20/11/2014 10:31 68.2	25/11/2014 17:01 68.1	30/10/2014 9:01 65.9	4/11/2014 15:31 65.3	10/11/2014 10:01 66.9	14/11/2014 16:31 67.5	20/11/2014 11:01 68.2	25/11/2014 17:31 67.8	30/10/2014 9:31 66.4	4/11/2014 16:01 65.2	10/11/2014 10:31 68.9	14/11/2014 17:01 68.4	20/11/2014 11:31 66.5	25/11/2014 18:01 67.9	30/10/2014 10:01 67.3	4/11/2014 16:31 65.4	10/11/2014 11:01 69.2	14/11/2014 17:31 64.7	20/11/2014 12:01 65.1	25/11/2014 18:31 65.0	30/10/2014 10:31 69.1	4/11/2014 17:01 65.2	10/11/2014 11:31 55.8	14/11/2014 18:01 64.2	20/11/2014 12:31 65.5	26/11/2014 7:01 64.4	30/10/2014 11:01 68.2	4/11/2014 17:31 64.0	10/11/2014 12:01 72.2	14/11/2014 18:31 64.0	20/11/2014 13:01 67.7	26/11/2014 7:31 65.2	30/10/2014 11:31 66.3	4/11/2014 18:01 63.7	10/11/2014 12:31 68.6	15/11/2014 7:01 63.3	20/11/2014 13:31 67.9	26/11/2014 8:01 66.4	30/10/2014 12:01 67.0	4/11/2014 18:31 63.9	10/11/2014 13:01 68.2	15/11/2014 7:31 64.0	20/11/2014 14:01 68.0	26/11/2014 8:31 68.8	30/10/2014 12:31 65.7	5/11/2014 7:01 64.3	10/11/2014 13:31 68.3	15/11/2014 8:01 64.8	20/11/2014 14:31 67.7	26/11/2014 9:01 68.7	30/10/2014 13:01 67.2	5/11/2014 7:31 65.2	10/11/2014 14:01 67.6	15/11/2014 8:31 65.5	20/11/2014 15:01 67.2	26/11/2014 9:31 68.8	30/10/2014 13:31 67.1	5/11/2014 8:01 64.8	10/11/2014 14:31 66.1	15/11/2014 9:01 66.1	20/11/2014 15:31 66.4	26/11/2014 10:01 68.2	30/10/2014 14:01 66.8	5/11/2014 8:31 65.9	10/11/2014 15:01 66.3	15/11/2014 9:31 66.5	20/11/2014 16:01 67.8	26/11/2014 10:31 69.1	30/10/2014 14:31 66.5	5/11/2014 9:01 66.4	10/11/2014 15:31 67.2	15/11/2014 10:01 65.5	20/11/2014 16:31 68.4	26/11/2014 11:01 68.5	30/10/2014 15:01 67.6	5/11/2014 9:31 66.3	10/11/2014 16:01 72.0	15/11/2014 10:31 65.9	20/11/2014 17:01 68.8	26/11/2014 11:31 67.3	30/10/2014 15:31 67.7	5/11/2014 10:01 66.1	10/11/2014 16:31 67.3	15/11/2014 11:01 65.8	20/11/2014 17:31 67.8	26/11/2014 12:01 65.7	30/10/2014 16:01 67.6	5/11/2014 10:31 66.3	10/11/2014 17:01 66.3	15/11/2014 11:31 64.9	20/11/2014 18:01 68.4	26/11/2014 12:31 65.8	30/10/2014 16:31 67.2	5/11/2014 11:01 65.7	10/11/2014 17:31 65.1	15/11/2014 12:01 64.7	20/11/2014 18:31 65.5	26/11/2014 13:01 69.2	30/10/2014 17:01 67.6	5/11/2014 11:31 65.7	10/11/2014 18:01 65.2	15/11/2014 12:31 64.6	21/11/2014 7:01 64.6	26/11/2014 13:31 67.6	30/10/2014 17:31 65.5	5/11/2014 12:01 64.3	10/11/2014 18:31 65.4	15/11/2014 13:01 65.2	21/11/2014 7:31 65.5	26/11/2014 14:01 68.2	30/10/2014 18:01 64.7	5/11/2014 12:31 63.8	11/11/2014 7:01 64.9	15/11/2014 13:31 65.9	21/11/2014 8:01 66.7	26/11/2014 14:31 68.1	30/10/2014 18:31 65.4	5/11/2014 13:01 66.3	11/11/2014 7:31 65.3	15/11/2014 14:01 65.5	21/11/2014 8:31 69.0	26/11/2014 15:01 67.9	31/10/2014 7:01 64.5	5/11/2014 13:31 66.9	11/11/2014 8:01 64.8	15/11/2014 14:31 65.7	21/11/2014 9:01 69.1	26/11/2014 15:31 67.5	31/10/2014 7:31 65.1	5/11/2014 14:01 66																																																																																																																																																																																																
29/10/2014 10:01 69.9	3/11/2014 16:31 67.8	8/11/2014 11:01 67.8	13/11/2014 17:31 64.7	19/11/2014 12:01 65.5	24/11/2014 18:31 64.3	29/10/2014 10:31 68.0	3/11/2014 17:01 65.9	8/11/2014 11:31 66.9	13/11/2014 18:01 63.6	19/11/2014 12:31 65.1	25/11/2014 7:01 64.9	29/10/2014 11:01 67.6	3/11/2014 17:31 65.6	8/11/2014 12:01 65.6	13/11/2014 18:31 63.6	19/11/2014 13:01 66.8	25/11/2014 7:31 65.6	29/10/2014 11:31 68.3	3/11/2014 18:01 64.5	8/11/2014 12:31 64.6	14/11/2014 7:01 64.9	19/11/2014 13:31 67.9	25/11/2014 8:01 67.8	29/10/2014 12:01 66.2	3/11/2014 18:31 64.3	8/11/2014 13:01 66.3	14/11/2014 7:31 66.1	19/11/2014 14:01 66.6	25/11/2014 8:31 69.8	29/10/2014 12:31 65.4	4/11/2014 7:01 64.2	8/11/2014 13:31 66.9	14/11/2014 8:01 65.7	19/11/2014 14:31 67.1	25/11/2014 9:01 69.8	29/10/2014 13:01 68.9	4/11/2014 7:31 65.2	8/11/2014 14:01 67.2	14/11/2014 8:31 67.0	19/11/2014 15:01 66.8	25/11/2014 9:31 69.5	29/10/2014 13:31 68.8	4/11/2014 8:01 65.1	8/11/2014 14:31 67.8	14/11/2014 9:01 67.0	19/11/2014 15:31 67.3	25/11/2014 10:01 69.9	29/10/2014 14:01 67.8	4/11/2014 8:31 65.6	8/11/2014 15:01 66.1	14/11/2014 9:31 67.2	19/11/2014 16:01 67.6	25/11/2014 10:31 69.0	29/10/2014 14:31 68.2	4/11/2014 9:01 66.1	8/11/2014 15:31 65.4	14/11/2014 10:01 69.6	19/11/2014 16:31 67.8	25/11/2014 11:01 66.4	29/10/2014 15:01 69.0	4/11/2014 9:31 66.5	8/11/2014 16:01 66.4	14/11/2014 10:31 67.4	19/11/2014 17:01 67.2	25/11/2014 11:31 65.6	29/10/2014 15:31 68.4	4/11/2014 10:01 66.8	8/11/2014 16:31 66.9	14/11/2014 11:01 67.2	19/11/2014 17:31 64.4	25/11/2014 12:01 65.1	29/10/2014 16:01 67.5	4/11/2014 10:31 67.1	8/11/2014 17:01 65.8	14/11/2014 11:31 66.4	19/11/2014 18:01 64.2	25/11/2014 12:31 65.2	29/10/2014 16:31 66.8	4/11/2014 11:01 66.9	8/11/2014 17:31 65.7	14/11/2014 12:01 65.6	19/11/2014 18:31 63.3	25/11/2014 13:01 66.4	29/10/2014 17:01 66.4	4/11/2014 11:31 66.2	8/11/2014 18:01 66.1	14/11/2014 12:31 64.8	20/11/2014 7:01 64.7	25/11/2014 13:31 67.5	29/10/2014 17:31 65.0	4/11/2014 12:01 65.8	8/11/2014 18:31 65.3	14/11/2014 13:01 67.0	20/11/2014 7:31 65.3	25/11/2014 14:01 66.9	29/10/2014 18:01 64.9	4/11/2014 12:31 66.0	10/11/2014 7:01 65.0	14/11/2014 13:31 66.9	20/11/2014 8:01 68.4	25/11/2014 14:31 66.6	29/10/2014 18:31 64.7	4/11/2014 13:01 66.9	10/11/2014 7:31 66.1	14/11/2014 14:01 66.4	20/11/2014 8:31 67.3	25/11/2014 15:01 66.5	30/10/2014 7:01 64.4	4/11/2014 13:31 67.0	10/11/2014 8:01 65.1	14/11/2014 14:31 67.8	20/11/2014 9:01 67.9	25/11/2014 15:31 66.8	30/10/2014 7:31 65.3	4/11/2014 14:01 66.9	10/11/2014 8:31 66.9	14/11/2014 15:01 67.4	20/11/2014 9:31 67.7	25/11/2014 16:01 67.5	30/10/2014 8:01 65.2	4/11/2014 14:31 66.7	10/11/2014 9:01 67.5	14/11/2014 15:31 65.9	20/11/2014 10:01 67.8	25/11/2014 16:31 67.9	30/10/2014 8:31 65.6	4/11/2014 15:01 66.1	10/11/2014 9:31 66.3	14/11/2014 16:01 68.2	20/11/2014 10:31 68.2	25/11/2014 17:01 68.1	30/10/2014 9:01 65.9	4/11/2014 15:31 65.3	10/11/2014 10:01 66.9	14/11/2014 16:31 67.5	20/11/2014 11:01 68.2	25/11/2014 17:31 67.8	30/10/2014 9:31 66.4	4/11/2014 16:01 65.2	10/11/2014 10:31 68.9	14/11/2014 17:01 68.4	20/11/2014 11:31 66.5	25/11/2014 18:01 67.9	30/10/2014 10:01 67.3	4/11/2014 16:31 65.4	10/11/2014 11:01 69.2	14/11/2014 17:31 64.7	20/11/2014 12:01 65.1	25/11/2014 18:31 65.0	30/10/2014 10:31 69.1	4/11/2014 17:01 65.2	10/11/2014 11:31 55.8	14/11/2014 18:01 64.2	20/11/2014 12:31 65.5	26/11/2014 7:01 64.4	30/10/2014 11:01 68.2	4/11/2014 17:31 64.0	10/11/2014 12:01 72.2	14/11/2014 18:31 64.0	20/11/2014 13:01 67.7	26/11/2014 7:31 65.2	30/10/2014 11:31 66.3	4/11/2014 18:01 63.7	10/11/2014 12:31 68.6	15/11/2014 7:01 63.3	20/11/2014 13:31 67.9	26/11/2014 8:01 66.4	30/10/2014 12:01 67.0	4/11/2014 18:31 63.9	10/11/2014 13:01 68.2	15/11/2014 7:31 64.0	20/11/2014 14:01 68.0	26/11/2014 8:31 68.8	30/10/2014 12:31 65.7	5/11/2014 7:01 64.3	10/11/2014 13:31 68.3	15/11/2014 8:01 64.8	20/11/2014 14:31 67.7	26/11/2014 9:01 68.7	30/10/2014 13:01 67.2	5/11/2014 7:31 65.2	10/11/2014 14:01 67.6	15/11/2014 8:31 65.5	20/11/2014 15:01 67.2	26/11/2014 9:31 68.8	30/10/2014 13:31 67.1	5/11/2014 8:01 64.8	10/11/2014 14:31 66.1	15/11/2014 9:01 66.1	20/11/2014 15:31 66.4	26/11/2014 10:01 68.2	30/10/2014 14:01 66.8	5/11/2014 8:31 65.9	10/11/2014 15:01 66.3	15/11/2014 9:31 66.5	20/11/2014 16:01 67.8	26/11/2014 10:31 69.1	30/10/2014 14:31 66.5	5/11/2014 9:01 66.4	10/11/2014 15:31 67.2	15/11/2014 10:01 65.5	20/11/2014 16:31 68.4	26/11/2014 11:01 68.5	30/10/2014 15:01 67.6	5/11/2014 9:31 66.3	10/11/2014 16:01 72.0	15/11/2014 10:31 65.9	20/11/2014 17:01 68.8	26/11/2014 11:31 67.3	30/10/2014 15:31 67.7	5/11/2014 10:01 66.1	10/11/2014 16:31 67.3	15/11/2014 11:01 65.8	20/11/2014 17:31 67.8	26/11/2014 12:01 65.7	30/10/2014 16:01 67.6	5/11/2014 10:31 66.3	10/11/2014 17:01 66.3	15/11/2014 11:31 64.9	20/11/2014 18:01 68.4	26/11/2014 12:31 65.8	30/10/2014 16:31 67.2	5/11/2014 11:01 65.7	10/11/2014 17:31 65.1	15/11/2014 12:01 64.7	20/11/2014 18:31 65.5	26/11/2014 13:01 69.2	30/10/2014 17:01 67.6	5/11/2014 11:31 65.7	10/11/2014 18:01 65.2	15/11/2014 12:31 64.6	21/11/2014 7:01 64.6	26/11/2014 13:31 67.6	30/10/2014 17:31 65.5	5/11/2014 12:01 64.3	10/11/2014 18:31 65.4	15/11/2014 13:01 65.2	21/11/2014 7:31 65.5	26/11/2014 14:01 68.2	30/10/2014 18:01 64.7	5/11/2014 12:31 63.8	11/11/2014 7:01 64.9	15/11/2014 13:31 65.9	21/11/2014 8:01 66.7	26/11/2014 14:31 68.1	30/10/2014 18:31 65.4	5/11/2014 13:01 66.3	11/11/2014 7:31 65.3	15/11/2014 14:01 65.5	21/11/2014 8:31 69.0	26/11/2014 15:01 67.9	31/10/2014 7:01 64.5	5/11/2014 13:31 66.9	11/11/2014 8:01 64.8	15/11/2014 14:31 65.7	21/11/2014 9:01 69.1	26/11/2014 15:31 67.5	31/10/2014 7:31 65.1	5/11/2014 14:01 66																																																																																																																																																																																																						
29/10/2014 10:31 68.0	3/11/2014 17:01 65.9	8/11/2014 11:31 66.9	13/11/2014 18:01 63.6	19/11/2014 12:31 65.1	25/11/2014 7:01 64.9	29/10/2014 11:01 67.6	3/11/2014 17:31 65.6	8/11/2014 12:01 65.6	13/11/2014 18:31 63.6	19/11/2014 13:01 66.8	25/11/2014 7:31 65.6	29/10/2014 11:31 68.3	3/11/2014 18:01 64.5	8/11/2014 12:31 64.6	14/11/2014 7:01 64.9	19/11/2014 13:31 67.9	25/11/2014 8:01 67.8	29/10/2014 12:01 66.2	3/11/2014 18:31 64.3	8/11/2014 13:01 66.3	14/11/2014 7:31 66.1	19/11/2014 14:01 66.6	25/11/2014 8:31 69.8	29/10/2014 12:31 65.4	4/11/2014 7:01 64.2	8/11/2014 13:31 66.9	14/11/2014 8:01 65.7	19/11/2014 14:31 67.1	25/11/2014 9:01 69.8	29/10/2014 13:01 68.9	4/11/2014 7:31 65.2	8/11/2014 14:01 67.2	14/11/2014 8:31 67.0	19/11/2014 15:01 66.8	25/11/2014 9:31 69.5	29/10/2014 13:31 68.8	4/11/2014 8:01 65.1	8/11/2014 14:31 67.8	14/11/2014 9:01 67.0	19/11/2014 15:31 67.3	25/11/2014 10:01 69.9	29/10/2014 14:01 67.8	4/11/2014 8:31 65.6	8/11/2014 15:01 66.1	14/11/2014 9:31 67.2	19/11/2014 16:01 67.6	25/11/2014 10:31 69.0	29/10/2014 14:31 68.2	4/11/2014 9:01 66.1	8/11/2014 15:31 65.4	14/11/2014 10:01 69.6	19/11/2014 16:31 67.8	25/11/2014 11:01 66.4	29/10/2014 15:01 69.0	4/11/2014 9:31 66.5	8/11/2014 16:01 66.4	14/11/2014 10:31 67.4	19/11/2014 17:01 67.2	25/11/2014 11:31 65.6	29/10/2014 15:31 68.4	4/11/2014 10:01 66.8	8/11/2014 16:31 66.9	14/11/2014 11:01 67.2	19/11/2014 17:31 64.4	25/11/2014 12:01 65.1	29/10/2014 16:01 67.5	4/11/2014 10:31 67.1	8/11/2014 17:01 65.8	14/11/2014 11:31 66.4	19/11/2014 18:01 64.2	25/11/2014 12:31 65.2	29/10/2014 16:31 66.8	4/11/2014 11:01 66.9	8/11/2014 17:31 65.7	14/11/2014 12:01 65.6	19/11/2014 18:31 63.3	25/11/2014 13:01 66.4	29/10/2014 17:01 66.4	4/11/2014 11:31 66.2	8/11/2014 18:01 66.1	14/11/2014 12:31 64.8	20/11/2014 7:01 64.7	25/11/2014 13:31 67.5	29/10/2014 17:31 65.0	4/11/2014 12:01 65.8	8/11/2014 18:31 65.3	14/11/2014 13:01 67.0	20/11/2014 7:31 65.3	25/11/2014 14:01 66.9	29/10/2014 18:01 64.9	4/11/2014 12:31 66.0	10/11/2014 7:01 65.0	14/11/2014 13:31 66.9	20/11/2014 8:01 68.4	25/11/2014 14:31 66.6	29/10/2014 18:31 64.7	4/11/2014 13:01 66.9	10/11/2014 7:31 66.1	14/11/2014 14:01 66.4	20/11/2014 8:31 67.3	25/11/2014 15:01 66.5	30/10/2014 7:01 64.4	4/11/2014 13:31 67.0	10/11/2014 8:01 65.1	14/11/2014 14:31 67.8	20/11/2014 9:01 67.9	25/11/2014 15:31 66.8	30/10/2014 7:31 65.3	4/11/2014 14:01 66.9	10/11/2014 8:31 66.9	14/11/2014 15:01 67.4	20/11/2014 9:31 67.7	25/11/2014 16:01 67.5	30/10/2014 8:01 65.2	4/11/2014 14:31 66.7	10/11/2014 9:01 67.5	14/11/2014 15:31 65.9	20/11/2014 10:01 67.8	25/11/2014 16:31 67.9	30/10/2014 8:31 65.6	4/11/2014 15:01 66.1	10/11/2014 9:31 66.3	14/11/2014 16:01 68.2	20/11/2014 10:31 68.2	25/11/2014 17:01 68.1	30/10/2014 9:01 65.9	4/11/2014 15:31 65.3	10/11/2014 10:01 66.9	14/11/2014 16:31 67.5	20/11/2014 11:01 68.2	25/11/2014 17:31 67.8	30/10/2014 9:31 66.4	4/11/2014 16:01 65.2	10/11/2014 10:31 68.9	14/11/2014 17:01 68.4	20/11/2014 11:31 66.5	25/11/2014 18:01 67.9	30/10/2014 10:01 67.3	4/11/2014 16:31 65.4	10/11/2014 11:01 69.2	14/11/2014 17:31 64.7	20/11/2014 12:01 65.1	25/11/2014 18:31 65.0	30/10/2014 10:31 69.1	4/11/2014 17:01 65.2	10/11/2014 11:31 55.8	14/11/2014 18:01 64.2	20/11/2014 12:31 65.5	26/11/2014 7:01 64.4	30/10/2014 11:01 68.2	4/11/2014 17:31 64.0	10/11/2014 12:01 72.2	14/11/2014 18:31 64.0	20/11/2014 13:01 67.7	26/11/2014 7:31 65.2	30/10/2014 11:31 66.3	4/11/2014 18:01 63.7	10/11/2014 12:31 68.6	15/11/2014 7:01 63.3	20/11/2014 13:31 67.9	26/11/2014 8:01 66.4	30/10/2014 12:01 67.0	4/11/2014 18:31 63.9	10/11/2014 13:01 68.2	15/11/2014 7:31 64.0	20/11/2014 14:01 68.0	26/11/2014 8:31 68.8	30/10/2014 12:31 65.7	5/11/2014 7:01 64.3	10/11/2014 13:31 68.3	15/11/2014 8:01 64.8	20/11/2014 14:31 67.7	26/11/2014 9:01 68.7	30/10/2014 13:01 67.2	5/11/2014 7:31 65.2	10/11/2014 14:01 67.6	15/11/2014 8:31 65.5	20/11/2014 15:01 67.2	26/11/2014 9:31 68.8	30/10/2014 13:31 67.1	5/11/2014 8:01 64.8	10/11/2014 14:31 66.1	15/11/2014 9:01 66.1	20/11/2014 15:31 66.4	26/11/2014 10:01 68.2	30/10/2014 14:01 66.8	5/11/2014 8:31 65.9	10/11/2014 15:01 66.3	15/11/2014 9:31 66.5	20/11/2014 16:01 67.8	26/11/2014 10:31 69.1	30/10/2014 14:31 66.5	5/11/2014 9:01 66.4	10/11/2014 15:31 67.2	15/11/2014 10:01 65.5	20/11/2014 16:31 68.4	26/11/2014 11:01 68.5	30/10/2014 15:01 67.6	5/11/2014 9:31 66.3	10/11/2014 16:01 72.0	15/11/2014 10:31 65.9	20/11/2014 17:01 68.8	26/11/2014 11:31 67.3	30/10/2014 15:31 67.7	5/11/2014 10:01 66.1	10/11/2014 16:31 67.3	15/11/2014 11:01 65.8	20/11/2014 17:31 67.8	26/11/2014 12:01 65.7	30/10/2014 16:01 67.6	5/11/2014 10:31 66.3	10/11/2014 17:01 66.3	15/11/2014 11:31 64.9	20/11/2014 18:01 68.4	26/11/2014 12:31 65.8	30/10/2014 16:31 67.2	5/11/2014 11:01 65.7	10/11/2014 17:31 65.1	15/11/2014 12:01 64.7	20/11/2014 18:31 65.5	26/11/2014 13:01 69.2	30/10/2014 17:01 67.6	5/11/2014 11:31 65.7	10/11/2014 18:01 65.2	15/11/2014 12:31 64.6	21/11/2014 7:01 64.6	26/11/2014 13:31 67.6	30/10/2014 17:31 65.5	5/11/2014 12:01 64.3	10/11/2014 18:31 65.4	15/11/2014 13:01 65.2	21/11/2014 7:31 65.5	26/11/2014 14:01 68.2	30/10/2014 18:01 64.7	5/11/2014 12:31 63.8	11/11/2014 7:01 64.9	15/11/2014 13:31 65.9	21/11/2014 8:01 66.7	26/11/2014 14:31 68.1	30/10/2014 18:31 65.4	5/11/2014 13:01 66.3	11/11/2014 7:31 65.3	15/11/2014 14:01 65.5	21/11/2014 8:31 69.0	26/11/2014 15:01 67.9	31/10/2014 7:01 64.5	5/11/2014 13:31 66.9	11/11/2014 8:01 64.8	15/11/2014 14:31 65.7	21/11/2014 9:01 69.1	26/11/2014 15:31 67.5	31/10/2014 7:31 65.1	5/11/2014 14:01 66																																																																																																																																																																																																												
29/10/2014 11:01 67.6	3/11/2014 17:31 65.6	8/11/2014 12:01 65.6	13/11/2014 18:31 63.6	19/11/2014 13:01 66.8	25/11/2014 7:31 65.6	29/10/2014 11:31 68.3	3/11/2014 18:01 64.5	8/11/2014 12:31 64.6	14/11/2014 7:01 64.9	19/11/2014 13:31 67.9	25/11/2014 8:01 67.8	29/10/2014 12:01 66.2	3/11/2014 18:31 64.3	8/11/2014 13:01 66.3	14/11/2014 7:31 66.1	19/11/2014 14:01 66.6	25/11/2014 8:31 69.8	29/10/2014 12:31 65.4	4/11/2014 7:01 64.2	8/11/2014 13:31 66.9	14/11/2014 8:01 65.7	19/11/2014 14:31 67.1	25/11/2014 9:01 69.8	29/10/2014 13:01 68.9	4/11/2014 7:31 65.2	8/11/2014 14:01 67.2	14/11/2014 8:31 67.0	19/11/2014 15:01 66.8	25/11/2014 9:31 69.5	29/10/2014 13:31 68.8	4/11/2014 8:01 65.1	8/11/2014 14:31 67.8	14/11/2014 9:01 67.0	19/11/2014 15:31 67.3	25/11/2014 10:01 69.9	29/10/2014 14:01 67.8	4/11/2014 8:31 65.6	8/11/2014 15:01 66.1	14/11/2014 9:31 67.2	19/11/2014 16:01 67.6	25/11/2014 10:31 69.0	29/10/2014 14:31 68.2	4/11/2014 9:01 66.1	8/11/2014 15:31 65.4	14/11/2014 10:01 69.6	19/11/2014 16:31 67.8	25/11/2014 11:01 66.4	29/10/2014 15:01 69.0	4/11/2014 9:31 66.5	8/11/2014 16:01 66.4	14/11/2014 10:31 67.4	19/11/2014 17:01 67.2	25/11/2014 11:31 65.6	29/10/2014 15:31 68.4	4/11/2014 10:01 66.8	8/11/2014 16:31 66.9	14/11/2014 11:01 67.2	19/11/2014 17:31 64.4	25/11/2014 12:01 65.1	29/10/2014 16:01 67.5	4/11/2014 10:31 67.1	8/11/2014 17:01 65.8	14/11/2014 11:31 66.4	19/11/2014 18:01 64.2	25/11/2014 12:31 65.2	29/10/2014 16:31 66.8	4/11/2014 11:01 66.9	8/11/2014 17:31 65.7	14/11/2014 12:01 65.6	19/11/2014 18:31 63.3	25/11/2014 13:01 66.4	29/10/2014 17:01 66.4	4/11/2014 11:31 66.2	8/11/2014 18:01 66.1	14/11/2014 12:31 64.8	20/11/2014 7:01 64.7	25/11/2014 13:31 67.5	29/10/2014 17:31 65.0	4/11/2014 12:01 65.8	8/11/2014 18:31 65.3	14/11/2014 13:01 67.0	20/11/2014 7:31 65.3	25/11/2014 14:01 66.9	29/10/2014 18:01 64.9	4/11/2014 12:31 66.0	10/11/2014 7:01 65.0	14/11/2014 13:31 66.9	20/11/2014 8:01 68.4	25/11/2014 14:31 66.6	29/10/2014 18:31 64.7	4/11/2014 13:01 66.9	10/11/2014 7:31 66.1	14/11/2014 14:01 66.4	20/11/2014 8:31 67.3	25/11/2014 15:01 66.5	30/10/2014 7:01 64.4	4/11/2014 13:31 67.0	10/11/2014 8:01 65.1	14/11/2014 14:31 67.8	20/11/2014 9:01 67.9	25/11/2014 15:31 66.8	30/10/2014 7:31 65.3	4/11/2014 14:01 66.9	10/11/2014 8:31 66.9	14/11/2014 15:01 67.4	20/11/2014 9:31 67.7	25/11/2014 16:01 67.5	30/10/2014 8:01 65.2	4/11/2014 14:31 66.7	10/11/2014 9:01 67.5	14/11/2014 15:31 65.9	20/11/2014 10:01 67.8	25/11/2014 16:31 67.9	30/10/2014 8:31 65.6	4/11/2014 15:01 66.1	10/11/2014 9:31 66.3	14/11/2014 16:01 68.2	20/11/2014 10:31 68.2	25/11/2014 17:01 68.1	30/10/2014 9:01 65.9	4/11/2014 15:31 65.3	10/11/2014 10:01 66.9	14/11/2014 16:31 67.5	20/11/2014 11:01 68.2	25/11/2014 17:31 67.8	30/10/2014 9:31 66.4	4/11/2014 16:01 65.2	10/11/2014 10:31 68.9	14/11/2014 17:01 68.4	20/11/2014 11:31 66.5	25/11/2014 18:01 67.9	30/10/2014 10:01 67.3	4/11/2014 16:31 65.4	10/11/2014 11:01 69.2	14/11/2014 17:31 64.7	20/11/2014 12:01 65.1	25/11/2014 18:31 65.0	30/10/2014 10:31 69.1	4/11/2014 17:01 65.2	10/11/2014 11:31 55.8	14/11/2014 18:01 64.2	20/11/2014 12:31 65.5	26/11/2014 7:01 64.4	30/10/2014 11:01 68.2	4/11/2014 17:31 64.0	10/11/2014 12:01 72.2	14/11/2014 18:31 64.0	20/11/2014 13:01 67.7	26/11/2014 7:31 65.2	30/10/2014 11:31 66.3	4/11/2014 18:01 63.7	10/11/2014 12:31 68.6	15/11/2014 7:01 63.3	20/11/2014 13:31 67.9	26/11/2014 8:01 66.4	30/10/2014 12:01 67.0	4/11/2014 18:31 63.9	10/11/2014 13:01 68.2	15/11/2014 7:31 64.0	20/11/2014 14:01 68.0	26/11/2014 8:31 68.8	30/10/2014 12:31 65.7	5/11/2014 7:01 64.3	10/11/2014 13:31 68.3	15/11/2014 8:01 64.8	20/11/2014 14:31 67.7	26/11/2014 9:01 68.7	30/10/2014 13:01 67.2	5/11/2014 7:31 65.2	10/11/2014 14:01 67.6	15/11/2014 8:31 65.5	20/11/2014 15:01 67.2	26/11/2014 9:31 68.8	30/10/2014 13:31 67.1	5/11/2014 8:01 64.8	10/11/2014 14:31 66.1	15/11/2014 9:01 66.1	20/11/2014 15:31 66.4	26/11/2014 10:01 68.2	30/10/2014 14:01 66.8	5/11/2014 8:31 65.9	10/11/2014 15:01 66.3	15/11/2014 9:31 66.5	20/11/2014 16:01 67.8	26/11/2014 10:31 69.1	30/10/2014 14:31 66.5	5/11/2014 9:01 66.4	10/11/2014 15:31 67.2	15/11/2014 10:01 65.5	20/11/2014 16:31 68.4	26/11/2014 11:01 68.5	30/10/2014 15:01 67.6	5/11/2014 9:31 66.3	10/11/2014 16:01 72.0	15/11/2014 10:31 65.9	20/11/2014 17:01 68.8	26/11/2014 11:31 67.3	30/10/2014 15:31 67.7	5/11/2014 10:01 66.1	10/11/2014 16:31 67.3	15/11/2014 11:01 65.8	20/11/2014 17:31 67.8	26/11/2014 12:01 65.7	30/10/2014 16:01 67.6	5/11/2014 10:31 66.3	10/11/2014 17:01 66.3	15/11/2014 11:31 64.9	20/11/2014 18:01 68.4	26/11/2014 12:31 65.8	30/10/2014 16:31 67.2	5/11/2014 11:01 65.7	10/11/2014 17:31 65.1	15/11/2014 12:01 64.7	20/11/2014 18:31 65.5	26/11/2014 13:01 69.2	30/10/2014 17:01 67.6	5/11/2014 11:31 65.7	10/11/2014 18:01 65.2	15/11/2014 12:31 64.6	21/11/2014 7:01 64.6	26/11/2014 13:31 67.6	30/10/2014 17:31 65.5	5/11/2014 12:01 64.3	10/11/2014 18:31 65.4	15/11/2014 13:01 65.2	21/11/2014 7:31 65.5	26/11/2014 14:01 68.2	30/10/2014 18:01 64.7	5/11/2014 12:31 63.8	11/11/2014 7:01 64.9	15/11/2014 13:31 65.9	21/11/2014 8:01 66.7	26/11/2014 14:31 68.1	30/10/2014 18:31 65.4	5/11/2014 13:01 66.3	11/11/2014 7:31 65.3	15/11/2014 14:01 65.5	21/11/2014 8:31 69.0	26/11/2014 15:01 67.9	31/10/2014 7:01 64.5	5/11/2014 13:31 66.9	11/11/2014 8:01 64.8	15/11/2014 14:31 65.7	21/11/2014 9:01 69.1	26/11/2014 15:31 67.5	31/10/2014 7:31 65.1	5/11/2014 14:01 66																																																																																																																																																																																																																		
29/10/2014 11:31 68.3	3/11/2014 18:01 64.5	8/11/2014 12:31 64.6	14/11/2014 7:01 64.9	19/11/2014 13:31 67.9	25/11/2014 8:01 67.8	29/10/2014 12:01 66.2	3/11/2014 18:31 64.3	8/11/2014 13:01 66.3	14/11/2014 7:31 66.1	19/11/2014 14:01 66.6	25/11/2014 8:31 69.8	29/10/2014 12:31 65.4	4/11/2014 7:01 64.2	8/11/2014 13:31 66.9	14/11/2014 8:01 65.7	19/11/2014 14:31 67.1	25/11/2014 9:01 69.8	29/10/2014 13:01 68.9	4/11/2014 7:31 65.2	8/11/2014 14:01 67.2	14/11/2014 8:31 67.0	19/11/2014 15:01 66.8	25/11/2014 9:31 69.5	29/10/2014 13:31 68.8	4/11/2014 8:01 65.1	8/11/2014 14:31 67.8	14/11/2014 9:01 67.0	19/11/2014 15:31 67.3	25/11/2014 10:01 69.9	29/10/2014 14:01 67.8	4/11/2014 8:31 65.6	8/11/2014 15:01 66.1	14/11/2014 9:31 67.2	19/11/2014 16:01 67.6	25/11/2014 10:31 69.0	29/10/2014 14:31 68.2	4/11/2014 9:01 66.1	8/11/2014 15:31 65.4	14/11/2014 10:01 69.6	19/11/2014 16:31 67.8	25/11/2014 11:01 66.4	29/10/2014 15:01 69.0	4/11/2014 9:31 66.5	8/11/2014 16:01 66.4	14/11/2014 10:31 67.4	19/11/2014 17:01 67.2	25/11/2014 11:31 65.6	29/10/2014 15:31 68.4	4/11/2014 10:01 66.8	8/11/2014 16:31 66.9	14/11/2014 11:01 67.2	19/11/2014 17:31 64.4	25/11/2014 12:01 65.1	29/10/2014 16:01 67.5	4/11/2014 10:31 67.1	8/11/2014 17:01 65.8	14/11/2014 11:31 66.4	19/11/2014 18:01 64.2	25/11/2014 12:31 65.2	29/10/2014 16:31 66.8	4/11/2014 11:01 66.9	8/11/2014 17:31 65.7	14/11/2014 12:01 65.6	19/11/2014 18:31 63.3	25/11/2014 13:01 66.4	29/10/2014 17:01 66.4	4/11/2014 11:31 66.2	8/11/2014 18:01 66.1	14/11/2014 12:31 64.8	20/11/2014 7:01 64.7	25/11/2014 13:31 67.5	29/10/2014 17:31 65.0	4/11/2014 12:01 65.8	8/11/2014 18:31 65.3	14/11/2014 13:01 67.0	20/11/2014 7:31 65.3	25/11/2014 14:01 66.9	29/10/2014 18:01 64.9	4/11/2014 12:31 66.0	10/11/2014 7:01 65.0	14/11/2014 13:31 66.9	20/11/2014 8:01 68.4	25/11/2014 14:31 66.6	29/10/2014 18:31 64.7	4/11/2014 13:01 66.9	10/11/2014 7:31 66.1	14/11/2014 14:01 66.4	20/11/2014 8:31 67.3	25/11/2014 15:01 66.5	30/10/2014 7:01 64.4	4/11/2014 13:31 67.0	10/11/2014 8:01 65.1	14/11/2014 14:31 67.8	20/11/2014 9:01 67.9	25/11/2014 15:31 66.8	30/10/2014 7:31 65.3	4/11/2014 14:01 66.9	10/11/2014 8:31 66.9	14/11/2014 15:01 67.4	20/11/2014 9:31 67.7	25/11/2014 16:01 67.5	30/10/2014 8:01 65.2	4/11/2014 14:31 66.7	10/11/2014 9:01 67.5	14/11/2014 15:31 65.9	20/11/2014 10:01 67.8	25/11/2014 16:31 67.9	30/10/2014 8:31 65.6	4/11/2014 15:01 66.1	10/11/2014 9:31 66.3	14/11/2014 16:01 68.2	20/11/2014 10:31 68.2	25/11/2014 17:01 68.1	30/10/2014 9:01 65.9	4/11/2014 15:31 65.3	10/11/2014 10:01 66.9	14/11/2014 16:31 67.5	20/11/2014 11:01 68.2	25/11/2014 17:31 67.8	30/10/2014 9:31 66.4	4/11/2014 16:01 65.2	10/11/2014 10:31 68.9	14/11/2014 17:01 68.4	20/11/2014 11:31 66.5	25/11/2014 18:01 67.9	30/10/2014 10:01 67.3	4/11/2014 16:31 65.4	10/11/2014 11:01 69.2	14/11/2014 17:31 64.7	20/11/2014 12:01 65.1	25/11/2014 18:31 65.0	30/10/2014 10:31 69.1	4/11/2014 17:01 65.2	10/11/2014 11:31 55.8	14/11/2014 18:01 64.2	20/11/2014 12:31 65.5	26/11/2014 7:01 64.4	30/10/2014 11:01 68.2	4/11/2014 17:31 64.0	10/11/2014 12:01 72.2	14/11/2014 18:31 64.0	20/11/2014 13:01 67.7	26/11/2014 7:31 65.2	30/10/2014 11:31 66.3	4/11/2014 18:01 63.7	10/11/2014 12:31 68.6	15/11/2014 7:01 63.3	20/11/2014 13:31 67.9	26/11/2014 8:01 66.4	30/10/2014 12:01 67.0	4/11/2014 18:31 63.9	10/11/2014 13:01 68.2	15/11/2014 7:31 64.0	20/11/2014 14:01 68.0	26/11/2014 8:31 68.8	30/10/2014 12:31 65.7	5/11/2014 7:01 64.3	10/11/2014 13:31 68.3	15/11/2014 8:01 64.8	20/11/2014 14:31 67.7	26/11/2014 9:01 68.7	30/10/2014 13:01 67.2	5/11/2014 7:31 65.2	10/11/2014 14:01 67.6	15/11/2014 8:31 65.5	20/11/2014 15:01 67.2	26/11/2014 9:31 68.8	30/10/2014 13:31 67.1	5/11/2014 8:01 64.8	10/11/2014 14:31 66.1	15/11/2014 9:01 66.1	20/11/2014 15:31 66.4	26/11/2014 10:01 68.2	30/10/2014 14:01 66.8	5/11/2014 8:31 65.9	10/11/2014 15:01 66.3	15/11/2014 9:31 66.5	20/11/2014 16:01 67.8	26/11/2014 10:31 69.1	30/10/2014 14:31 66.5	5/11/2014 9:01 66.4	10/11/2014 15:31 67.2	15/11/2014 10:01 65.5	20/11/2014 16:31 68.4	26/11/2014 11:01 68.5	30/10/2014 15:01 67.6	5/11/2014 9:31 66.3	10/11/2014 16:01 72.0	15/11/2014 10:31 65.9	20/11/2014 17:01 68.8	26/11/2014 11:31 67.3	30/10/2014 15:31 67.7	5/11/2014 10:01 66.1	10/11/2014 16:31 67.3	15/11/2014 11:01 65.8	20/11/2014 17:31 67.8	26/11/2014 12:01 65.7	30/10/2014 16:01 67.6	5/11/2014 10:31 66.3	10/11/2014 17:01 66.3	15/11/2014 11:31 64.9	20/11/2014 18:01 68.4	26/11/2014 12:31 65.8	30/10/2014 16:31 67.2	5/11/2014 11:01 65.7	10/11/2014 17:31 65.1	15/11/2014 12:01 64.7	20/11/2014 18:31 65.5	26/11/2014 13:01 69.2	30/10/2014 17:01 67.6	5/11/2014 11:31 65.7	10/11/2014 18:01 65.2	15/11/2014 12:31 64.6	21/11/2014 7:01 64.6	26/11/2014 13:31 67.6	30/10/2014 17:31 65.5	5/11/2014 12:01 64.3	10/11/2014 18:31 65.4	15/11/2014 13:01 65.2	21/11/2014 7:31 65.5	26/11/2014 14:01 68.2	30/10/2014 18:01 64.7	5/11/2014 12:31 63.8	11/11/2014 7:01 64.9	15/11/2014 13:31 65.9	21/11/2014 8:01 66.7	26/11/2014 14:31 68.1	30/10/2014 18:31 65.4	5/11/2014 13:01 66.3	11/11/2014 7:31 65.3	15/11/2014 14:01 65.5	21/11/2014 8:31 69.0	26/11/2014 15:01 67.9	31/10/2014 7:01 64.5	5/11/2014 13:31 66.9	11/11/2014 8:01 64.8	15/11/2014 14:31 65.7	21/11/2014 9:01 69.1	26/11/2014 15:31 67.5	31/10/2014 7:31 65.1	5/11/2014 14:01 66																																																																																																																																																																																																																								
29/10/2014 12:01 66.2	3/11/2014 18:31 64.3	8/11/2014 13:01 66.3	14/11/2014 7:31 66.1	19/11/2014 14:01 66.6	25/11/2014 8:31 69.8	29/10/2014 12:31 65.4	4/11/2014 7:01 64.2	8/11/2014 13:31 66.9	14/11/2014 8:01 65.7	19/11/2014 14:31 67.1	25/11/2014 9:01 69.8	29/10/2014 13:01 68.9	4/11/2014 7:31 65.2	8/11/2014 14:01 67.2	14/11/2014 8:31 67.0	19/11/2014 15:01 66.8	25/11/2014 9:31 69.5	29/10/2014 13:31 68.8	4/11/2014 8:01 65.1	8/11/2014 14:31 67.8	14/11/2014 9:01 67.0	19/11/2014 15:31 67.3	25/11/2014 10:01 69.9	29/10/2014 14:01 67.8	4/11/2014 8:31 65.6	8/11/2014 15:01 66.1	14/11/2014 9:31 67.2	19/11/2014 16:01 67.6	25/11/2014 10:31 69.0	29/10/2014 14:31 68.2	4/11/2014 9:01 66.1	8/11/2014 15:31 65.4	14/11/2014 10:01 69.6	19/11/2014 16:31 67.8	25/11/2014 11:01 66.4	29/10/2014 15:01 69.0	4/11/2014 9:31 66.5	8/11/2014 16:01 66.4	14/11/2014 10:31 67.4	19/11/2014 17:01 67.2	25/11/2014 11:31 65.6	29/10/2014 15:31 68.4	4/11/2014 10:01 66.8	8/11/2014 16:31 66.9	14/11/2014 11:01 67.2	19/11/2014 17:31 64.4	25/11/2014 12:01 65.1	29/10/2014 16:01 67.5	4/11/2014 10:31 67.1	8/11/2014 17:01 65.8	14/11/2014 11:31 66.4	19/11/2014 18:01 64.2	25/11/2014 12:31 65.2	29/10/2014 16:31 66.8	4/11/2014 11:01 66.9	8/11/2014 17:31 65.7	14/11/2014 12:01 65.6	19/11/2014 18:31 63.3	25/11/2014 13:01 66.4	29/10/2014 17:01 66.4	4/11/2014 11:31 66.2	8/11/2014 18:01 66.1	14/11/2014 12:31 64.8	20/11/2014 7:01 64.7	25/11/2014 13:31 67.5	29/10/2014 17:31 65.0	4/11/2014 12:01 65.8	8/11/2014 18:31 65.3	14/11/2014 13:01 67.0	20/11/2014 7:31 65.3	25/11/2014 14:01 66.9	29/10/2014 18:01 64.9	4/11/2014 12:31 66.0	10/11/2014 7:01 65.0	14/11/2014 13:31 66.9	20/11/2014 8:01 68.4	25/11/2014 14:31 66.6	29/10/2014 18:31 64.7	4/11/2014 13:01 66.9	10/11/2014 7:31 66.1	14/11/2014 14:01 66.4	20/11/2014 8:31 67.3	25/11/2014 15:01 66.5	30/10/2014 7:01 64.4	4/11/2014 13:31 67.0	10/11/2014 8:01 65.1	14/11/2014 14:31 67.8	20/11/2014 9:01 67.9	25/11/2014 15:31 66.8	30/10/2014 7:31 65.3	4/11/2014 14:01 66.9	10/11/2014 8:31 66.9	14/11/2014 15:01 67.4	20/11/2014 9:31 67.7	25/11/2014 16:01 67.5	30/10/2014 8:01 65.2	4/11/2014 14:31 66.7	10/11/2014 9:01 67.5	14/11/2014 15:31 65.9	20/11/2014 10:01 67.8	25/11/2014 16:31 67.9	30/10/2014 8:31 65.6	4/11/2014 15:01 66.1	10/11/2014 9:31 66.3	14/11/2014 16:01 68.2	20/11/2014 10:31 68.2	25/11/2014 17:01 68.1	30/10/2014 9:01 65.9	4/11/2014 15:31 65.3	10/11/2014 10:01 66.9	14/11/2014 16:31 67.5	20/11/2014 11:01 68.2	25/11/2014 17:31 67.8	30/10/2014 9:31 66.4	4/11/2014 16:01 65.2	10/11/2014 10:31 68.9	14/11/2014 17:01 68.4	20/11/2014 11:31 66.5	25/11/2014 18:01 67.9	30/10/2014 10:01 67.3	4/11/2014 16:31 65.4	10/11/2014 11:01 69.2	14/11/2014 17:31 64.7	20/11/2014 12:01 65.1	25/11/2014 18:31 65.0	30/10/2014 10:31 69.1	4/11/2014 17:01 65.2	10/11/2014 11:31 55.8	14/11/2014 18:01 64.2	20/11/2014 12:31 65.5	26/11/2014 7:01 64.4	30/10/2014 11:01 68.2	4/11/2014 17:31 64.0	10/11/2014 12:01 72.2	14/11/2014 18:31 64.0	20/11/2014 13:01 67.7	26/11/2014 7:31 65.2	30/10/2014 11:31 66.3	4/11/2014 18:01 63.7	10/11/2014 12:31 68.6	15/11/2014 7:01 63.3	20/11/2014 13:31 67.9	26/11/2014 8:01 66.4	30/10/2014 12:01 67.0	4/11/2014 18:31 63.9	10/11/2014 13:01 68.2	15/11/2014 7:31 64.0	20/11/2014 14:01 68.0	26/11/2014 8:31 68.8	30/10/2014 12:31 65.7	5/11/2014 7:01 64.3	10/11/2014 13:31 68.3	15/11/2014 8:01 64.8	20/11/2014 14:31 67.7	26/11/2014 9:01 68.7	30/10/2014 13:01 67.2	5/11/2014 7:31 65.2	10/11/2014 14:01 67.6	15/11/2014 8:31 65.5	20/11/2014 15:01 67.2	26/11/2014 9:31 68.8	30/10/2014 13:31 67.1	5/11/2014 8:01 64.8	10/11/2014 14:31 66.1	15/11/2014 9:01 66.1	20/11/2014 15:31 66.4	26/11/2014 10:01 68.2	30/10/2014 14:01 66.8	5/11/2014 8:31 65.9	10/11/2014 15:01 66.3	15/11/2014 9:31 66.5	20/11/2014 16:01 67.8	26/11/2014 10:31 69.1	30/10/2014 14:31 66.5	5/11/2014 9:01 66.4	10/11/2014 15:31 67.2	15/11/2014 10:01 65.5	20/11/2014 16:31 68.4	26/11/2014 11:01 68.5	30/10/2014 15:01 67.6	5/11/2014 9:31 66.3	10/11/2014 16:01 72.0	15/11/2014 10:31 65.9	20/11/2014 17:01 68.8	26/11/2014 11:31 67.3	30/10/2014 15:31 67.7	5/11/2014 10:01 66.1	10/11/2014 16:31 67.3	15/11/2014 11:01 65.8	20/11/2014 17:31 67.8	26/11/2014 12:01 65.7	30/10/2014 16:01 67.6	5/11/2014 10:31 66.3	10/11/2014 17:01 66.3	15/11/2014 11:31 64.9	20/11/2014 18:01 68.4	26/11/2014 12:31 65.8	30/10/2014 16:31 67.2	5/11/2014 11:01 65.7	10/11/2014 17:31 65.1	15/11/2014 12:01 64.7	20/11/2014 18:31 65.5	26/11/2014 13:01 69.2	30/10/2014 17:01 67.6	5/11/2014 11:31 65.7	10/11/2014 18:01 65.2	15/11/2014 12:31 64.6	21/11/2014 7:01 64.6	26/11/2014 13:31 67.6	30/10/2014 17:31 65.5	5/11/2014 12:01 64.3	10/11/2014 18:31 65.4	15/11/2014 13:01 65.2	21/11/2014 7:31 65.5	26/11/2014 14:01 68.2	30/10/2014 18:01 64.7	5/11/2014 12:31 63.8	11/11/2014 7:01 64.9	15/11/2014 13:31 65.9	21/11/2014 8:01 66.7	26/11/2014 14:31 68.1	30/10/2014 18:31 65.4	5/11/2014 13:01 66.3	11/11/2014 7:31 65.3	15/11/2014 14:01 65.5	21/11/2014 8:31 69.0	26/11/2014 15:01 67.9	31/10/2014 7:01 64.5	5/11/2014 13:31 66.9	11/11/2014 8:01 64.8	15/11/2014 14:31 65.7	21/11/2014 9:01 69.1	26/11/2014 15:31 67.5	31/10/2014 7:31 65.1	5/11/2014 14:01 66																																																																																																																																																																																																																														
29/10/2014 12:31 65.4	4/11/2014 7:01 64.2	8/11/2014 13:31 66.9	14/11/2014 8:01 65.7	19/11/2014 14:31 67.1	25/11/2014 9:01 69.8	29/10/2014 13:01 68.9	4/11/2014 7:31 65.2	8/11/2014 14:01 67.2	14/11/2014 8:31 67.0	19/11/2014 15:01 66.8	25/11/2014 9:31 69.5	29/10/2014 13:31 68.8	4/11/2014 8:01 65.1	8/11/2014 14:31 67.8	14/11/2014 9:01 67.0	19/11/2014 15:31 67.3	25/11/2014 10:01 69.9	29/10/2014 14:01 67.8	4/11/2014 8:31 65.6	8/11/2014 15:01 66.1	14/11/2014 9:31 67.2	19/11/2014 16:01 67.6	25/11/2014 10:31 69.0	29/10/2014 14:31 68.2	4/11/2014 9:01 66.1	8/11/2014 15:31 65.4	14/11/2014 10:01 69.6	19/11/2014 16:31 67.8	25/11/2014 11:01 66.4	29/10/2014 15:01 69.0	4/11/2014 9:31 66.5	8/11/2014 16:01 66.4	14/11/2014 10:31 67.4	19/11/2014 17:01 67.2	25/11/2014 11:31 65.6	29/10/2014 15:31 68.4	4/11/2014 10:01 66.8	8/11/2014 16:31 66.9	14/11/2014 11:01 67.2	19/11/2014 17:31 64.4	25/11/2014 12:01 65.1	29/10/2014 16:01 67.5	4/11/2014 10:31 67.1	8/11/2014 17:01 65.8	14/11/2014 11:31 66.4	19/11/2014 18:01 64.2	25/11/2014 12:31 65.2	29/10/2014 16:31 66.8	4/11/2014 11:01 66.9	8/11/2014 17:31 65.7	14/11/2014 12:01 65.6	19/11/2014 18:31 63.3	25/11/2014 13:01 66.4	29/10/2014 17:01 66.4	4/11/2014 11:31 66.2	8/11/2014 18:01 66.1	14/11/2014 12:31 64.8	20/11/2014 7:01 64.7	25/11/2014 13:31 67.5	29/10/2014 17:31 65.0	4/11/2014 12:01 65.8	8/11/2014 18:31 65.3	14/11/2014 13:01 67.0	20/11/2014 7:31 65.3	25/11/2014 14:01 66.9	29/10/2014 18:01 64.9	4/11/2014 12:31 66.0	10/11/2014 7:01 65.0	14/11/2014 13:31 66.9	20/11/2014 8:01 68.4	25/11/2014 14:31 66.6	29/10/2014 18:31 64.7	4/11/2014 13:01 66.9	10/11/2014 7:31 66.1	14/11/2014 14:01 66.4	20/11/2014 8:31 67.3	25/11/2014 15:01 66.5	30/10/2014 7:01 64.4	4/11/2014 13:31 67.0	10/11/2014 8:01 65.1	14/11/2014 14:31 67.8	20/11/2014 9:01 67.9	25/11/2014 15:31 66.8	30/10/2014 7:31 65.3	4/11/2014 14:01 66.9	10/11/2014 8:31 66.9	14/11/2014 15:01 67.4	20/11/2014 9:31 67.7	25/11/2014 16:01 67.5	30/10/2014 8:01 65.2	4/11/2014 14:31 66.7	10/11/2014 9:01 67.5	14/11/2014 15:31 65.9	20/11/2014 10:01 67.8	25/11/2014 16:31 67.9	30/10/2014 8:31 65.6	4/11/2014 15:01 66.1	10/11/2014 9:31 66.3	14/11/2014 16:01 68.2	20/11/2014 10:31 68.2	25/11/2014 17:01 68.1	30/10/2014 9:01 65.9	4/11/2014 15:31 65.3	10/11/2014 10:01 66.9	14/11/2014 16:31 67.5	20/11/2014 11:01 68.2	25/11/2014 17:31 67.8	30/10/2014 9:31 66.4	4/11/2014 16:01 65.2	10/11/2014 10:31 68.9	14/11/2014 17:01 68.4	20/11/2014 11:31 66.5	25/11/2014 18:01 67.9	30/10/2014 10:01 67.3	4/11/2014 16:31 65.4	10/11/2014 11:01 69.2	14/11/2014 17:31 64.7	20/11/2014 12:01 65.1	25/11/2014 18:31 65.0	30/10/2014 10:31 69.1	4/11/2014 17:01 65.2	10/11/2014 11:31 55.8	14/11/2014 18:01 64.2	20/11/2014 12:31 65.5	26/11/2014 7:01 64.4	30/10/2014 11:01 68.2	4/11/2014 17:31 64.0	10/11/2014 12:01 72.2	14/11/2014 18:31 64.0	20/11/2014 13:01 67.7	26/11/2014 7:31 65.2	30/10/2014 11:31 66.3	4/11/2014 18:01 63.7	10/11/2014 12:31 68.6	15/11/2014 7:01 63.3	20/11/2014 13:31 67.9	26/11/2014 8:01 66.4	30/10/2014 12:01 67.0	4/11/2014 18:31 63.9	10/11/2014 13:01 68.2	15/11/2014 7:31 64.0	20/11/2014 14:01 68.0	26/11/2014 8:31 68.8	30/10/2014 12:31 65.7	5/11/2014 7:01 64.3	10/11/2014 13:31 68.3	15/11/2014 8:01 64.8	20/11/2014 14:31 67.7	26/11/2014 9:01 68.7	30/10/2014 13:01 67.2	5/11/2014 7:31 65.2	10/11/2014 14:01 67.6	15/11/2014 8:31 65.5	20/11/2014 15:01 67.2	26/11/2014 9:31 68.8	30/10/2014 13:31 67.1	5/11/2014 8:01 64.8	10/11/2014 14:31 66.1	15/11/2014 9:01 66.1	20/11/2014 15:31 66.4	26/11/2014 10:01 68.2	30/10/2014 14:01 66.8	5/11/2014 8:31 65.9	10/11/2014 15:01 66.3	15/11/2014 9:31 66.5	20/11/2014 16:01 67.8	26/11/2014 10:31 69.1	30/10/2014 14:31 66.5	5/11/2014 9:01 66.4	10/11/2014 15:31 67.2	15/11/2014 10:01 65.5	20/11/2014 16:31 68.4	26/11/2014 11:01 68.5	30/10/2014 15:01 67.6	5/11/2014 9:31 66.3	10/11/2014 16:01 72.0	15/11/2014 10:31 65.9	20/11/2014 17:01 68.8	26/11/2014 11:31 67.3	30/10/2014 15:31 67.7	5/11/2014 10:01 66.1	10/11/2014 16:31 67.3	15/11/2014 11:01 65.8	20/11/2014 17:31 67.8	26/11/2014 12:01 65.7	30/10/2014 16:01 67.6	5/11/2014 10:31 66.3	10/11/2014 17:01 66.3	15/11/2014 11:31 64.9	20/11/2014 18:01 68.4	26/11/2014 12:31 65.8	30/10/2014 16:31 67.2	5/11/2014 11:01 65.7	10/11/2014 17:31 65.1	15/11/2014 12:01 64.7	20/11/2014 18:31 65.5	26/11/2014 13:01 69.2	30/10/2014 17:01 67.6	5/11/2014 11:31 65.7	10/11/2014 18:01 65.2	15/11/2014 12:31 64.6	21/11/2014 7:01 64.6	26/11/2014 13:31 67.6	30/10/2014 17:31 65.5	5/11/2014 12:01 64.3	10/11/2014 18:31 65.4	15/11/2014 13:01 65.2	21/11/2014 7:31 65.5	26/11/2014 14:01 68.2	30/10/2014 18:01 64.7	5/11/2014 12:31 63.8	11/11/2014 7:01 64.9	15/11/2014 13:31 65.9	21/11/2014 8:01 66.7	26/11/2014 14:31 68.1	30/10/2014 18:31 65.4	5/11/2014 13:01 66.3	11/11/2014 7:31 65.3	15/11/2014 14:01 65.5	21/11/2014 8:31 69.0	26/11/2014 15:01 67.9	31/10/2014 7:01 64.5	5/11/2014 13:31 66.9	11/11/2014 8:01 64.8	15/11/2014 14:31 65.7	21/11/2014 9:01 69.1	26/11/2014 15:31 67.5	31/10/2014 7:31 65.1	5/11/2014 14:01 66																																																																																																																																																																																																																																				
29/10/2014 13:01 68.9	4/11/2014 7:31 65.2	8/11/2014 14:01 67.2	14/11/2014 8:31 67.0	19/11/2014 15:01 66.8	25/11/2014 9:31 69.5	29/10/2014 13:31 68.8	4/11/2014 8:01 65.1	8/11/2014 14:31 67.8	14/11/2014 9:01 67.0	19/11/2014 15:31 67.3	25/11/2014 10:01 69.9	29/10/2014 14:01 67.8	4/11/2014 8:31 65.6	8/11/2014 15:01 66.1	14/11/2014 9:31 67.2	19/11/2014 16:01 67.6	25/11/2014 10:31 69.0	29/10/2014 14:31 68.2	4/11/2014 9:01 66.1	8/11/2014 15:31 65.4	14/11/2014 10:01 69.6	19/11/2014 16:31 67.8	25/11/2014 11:01 66.4	29/10/2014 15:01 69.0	4/11/2014 9:31 66.5	8/11/2014 16:01 66.4	14/11/2014 10:31 67.4	19/11/2014 17:01 67.2	25/11/2014 11:31 65.6	29/10/2014 15:31 68.4	4/11/2014 10:01 66.8	8/11/2014 16:31 66.9	14/11/2014 11:01 67.2	19/11/2014 17:31 64.4	25/11/2014 12:01 65.1	29/10/2014 16:01 67.5	4/11/2014 10:31 67.1	8/11/2014 17:01 65.8	14/11/2014 11:31 66.4	19/11/2014 18:01 64.2	25/11/2014 12:31 65.2	29/10/2014 16:31 66.8	4/11/2014 11:01 66.9	8/11/2014 17:31 65.7	14/11/2014 12:01 65.6	19/11/2014 18:31 63.3	25/11/2014 13:01 66.4	29/10/2014 17:01 66.4	4/11/2014 11:31 66.2	8/11/2014 18:01 66.1	14/11/2014 12:31 64.8	20/11/2014 7:01 64.7	25/11/2014 13:31 67.5	29/10/2014 17:31 65.0	4/11/2014 12:01 65.8	8/11/2014 18:31 65.3	14/11/2014 13:01 67.0	20/11/2014 7:31 65.3	25/11/2014 14:01 66.9	29/10/2014 18:01 64.9	4/11/2014 12:31 66.0	10/11/2014 7:01 65.0	14/11/2014 13:31 66.9	20/11/2014 8:01 68.4	25/11/2014 14:31 66.6	29/10/2014 18:31 64.7	4/11/2014 13:01 66.9	10/11/2014 7:31 66.1	14/11/2014 14:01 66.4	20/11/2014 8:31 67.3	25/11/2014 15:01 66.5	30/10/2014 7:01 64.4	4/11/2014 13:31 67.0	10/11/2014 8:01 65.1	14/11/2014 14:31 67.8	20/11/2014 9:01 67.9	25/11/2014 15:31 66.8	30/10/2014 7:31 65.3	4/11/2014 14:01 66.9	10/11/2014 8:31 66.9	14/11/2014 15:01 67.4	20/11/2014 9:31 67.7	25/11/2014 16:01 67.5	30/10/2014 8:01 65.2	4/11/2014 14:31 66.7	10/11/2014 9:01 67.5	14/11/2014 15:31 65.9	20/11/2014 10:01 67.8	25/11/2014 16:31 67.9	30/10/2014 8:31 65.6	4/11/2014 15:01 66.1	10/11/2014 9:31 66.3	14/11/2014 16:01 68.2	20/11/2014 10:31 68.2	25/11/2014 17:01 68.1	30/10/2014 9:01 65.9	4/11/2014 15:31 65.3	10/11/2014 10:01 66.9	14/11/2014 16:31 67.5	20/11/2014 11:01 68.2	25/11/2014 17:31 67.8	30/10/2014 9:31 66.4	4/11/2014 16:01 65.2	10/11/2014 10:31 68.9	14/11/2014 17:01 68.4	20/11/2014 11:31 66.5	25/11/2014 18:01 67.9	30/10/2014 10:01 67.3	4/11/2014 16:31 65.4	10/11/2014 11:01 69.2	14/11/2014 17:31 64.7	20/11/2014 12:01 65.1	25/11/2014 18:31 65.0	30/10/2014 10:31 69.1	4/11/2014 17:01 65.2	10/11/2014 11:31 55.8	14/11/2014 18:01 64.2	20/11/2014 12:31 65.5	26/11/2014 7:01 64.4	30/10/2014 11:01 68.2	4/11/2014 17:31 64.0	10/11/2014 12:01 72.2	14/11/2014 18:31 64.0	20/11/2014 13:01 67.7	26/11/2014 7:31 65.2	30/10/2014 11:31 66.3	4/11/2014 18:01 63.7	10/11/2014 12:31 68.6	15/11/2014 7:01 63.3	20/11/2014 13:31 67.9	26/11/2014 8:01 66.4	30/10/2014 12:01 67.0	4/11/2014 18:31 63.9	10/11/2014 13:01 68.2	15/11/2014 7:31 64.0	20/11/2014 14:01 68.0	26/11/2014 8:31 68.8	30/10/2014 12:31 65.7	5/11/2014 7:01 64.3	10/11/2014 13:31 68.3	15/11/2014 8:01 64.8	20/11/2014 14:31 67.7	26/11/2014 9:01 68.7	30/10/2014 13:01 67.2	5/11/2014 7:31 65.2	10/11/2014 14:01 67.6	15/11/2014 8:31 65.5	20/11/2014 15:01 67.2	26/11/2014 9:31 68.8	30/10/2014 13:31 67.1	5/11/2014 8:01 64.8	10/11/2014 14:31 66.1	15/11/2014 9:01 66.1	20/11/2014 15:31 66.4	26/11/2014 10:01 68.2	30/10/2014 14:01 66.8	5/11/2014 8:31 65.9	10/11/2014 15:01 66.3	15/11/2014 9:31 66.5	20/11/2014 16:01 67.8	26/11/2014 10:31 69.1	30/10/2014 14:31 66.5	5/11/2014 9:01 66.4	10/11/2014 15:31 67.2	15/11/2014 10:01 65.5	20/11/2014 16:31 68.4	26/11/2014 11:01 68.5	30/10/2014 15:01 67.6	5/11/2014 9:31 66.3	10/11/2014 16:01 72.0	15/11/2014 10:31 65.9	20/11/2014 17:01 68.8	26/11/2014 11:31 67.3	30/10/2014 15:31 67.7	5/11/2014 10:01 66.1	10/11/2014 16:31 67.3	15/11/2014 11:01 65.8	20/11/2014 17:31 67.8	26/11/2014 12:01 65.7	30/10/2014 16:01 67.6	5/11/2014 10:31 66.3	10/11/2014 17:01 66.3	15/11/2014 11:31 64.9	20/11/2014 18:01 68.4	26/11/2014 12:31 65.8	30/10/2014 16:31 67.2	5/11/2014 11:01 65.7	10/11/2014 17:31 65.1	15/11/2014 12:01 64.7	20/11/2014 18:31 65.5	26/11/2014 13:01 69.2	30/10/2014 17:01 67.6	5/11/2014 11:31 65.7	10/11/2014 18:01 65.2	15/11/2014 12:31 64.6	21/11/2014 7:01 64.6	26/11/2014 13:31 67.6	30/10/2014 17:31 65.5	5/11/2014 12:01 64.3	10/11/2014 18:31 65.4	15/11/2014 13:01 65.2	21/11/2014 7:31 65.5	26/11/2014 14:01 68.2	30/10/2014 18:01 64.7	5/11/2014 12:31 63.8	11/11/2014 7:01 64.9	15/11/2014 13:31 65.9	21/11/2014 8:01 66.7	26/11/2014 14:31 68.1	30/10/2014 18:31 65.4	5/11/2014 13:01 66.3	11/11/2014 7:31 65.3	15/11/2014 14:01 65.5	21/11/2014 8:31 69.0	26/11/2014 15:01 67.9	31/10/2014 7:01 64.5	5/11/2014 13:31 66.9	11/11/2014 8:01 64.8	15/11/2014 14:31 65.7	21/11/2014 9:01 69.1	26/11/2014 15:31 67.5	31/10/2014 7:31 65.1	5/11/2014 14:01 66																																																																																																																																																																																																																																										
29/10/2014 13:31 68.8	4/11/2014 8:01 65.1	8/11/2014 14:31 67.8	14/11/2014 9:01 67.0	19/11/2014 15:31 67.3	25/11/2014 10:01 69.9	29/10/2014 14:01 67.8	4/11/2014 8:31 65.6	8/11/2014 15:01 66.1	14/11/2014 9:31 67.2	19/11/2014 16:01 67.6	25/11/2014 10:31 69.0	29/10/2014 14:31 68.2	4/11/2014 9:01 66.1	8/11/2014 15:31 65.4	14/11/2014 10:01 69.6	19/11/2014 16:31 67.8	25/11/2014 11:01 66.4	29/10/2014 15:01 69.0	4/11/2014 9:31 66.5	8/11/2014 16:01 66.4	14/11/2014 10:31 67.4	19/11/2014 17:01 67.2	25/11/2014 11:31 65.6	29/10/2014 15:31 68.4	4/11/2014 10:01 66.8	8/11/2014 16:31 66.9	14/11/2014 11:01 67.2	19/11/2014 17:31 64.4	25/11/2014 12:01 65.1	29/10/2014 16:01 67.5	4/11/2014 10:31 67.1	8/11/2014 17:01 65.8	14/11/2014 11:31 66.4	19/11/2014 18:01 64.2	25/11/2014 12:31 65.2	29/10/2014 16:31 66.8	4/11/2014 11:01 66.9	8/11/2014 17:31 65.7	14/11/2014 12:01 65.6	19/11/2014 18:31 63.3	25/11/2014 13:01 66.4	29/10/2014 17:01 66.4	4/11/2014 11:31 66.2	8/11/2014 18:01 66.1	14/11/2014 12:31 64.8	20/11/2014 7:01 64.7	25/11/2014 13:31 67.5	29/10/2014 17:31 65.0	4/11/2014 12:01 65.8	8/11/2014 18:31 65.3	14/11/2014 13:01 67.0	20/11/2014 7:31 65.3	25/11/2014 14:01 66.9	29/10/2014 18:01 64.9	4/11/2014 12:31 66.0	10/11/2014 7:01 65.0	14/11/2014 13:31 66.9	20/11/2014 8:01 68.4	25/11/2014 14:31 66.6	29/10/2014 18:31 64.7	4/11/2014 13:01 66.9	10/11/2014 7:31 66.1	14/11/2014 14:01 66.4	20/11/2014 8:31 67.3	25/11/2014 15:01 66.5	30/10/2014 7:01 64.4	4/11/2014 13:31 67.0	10/11/2014 8:01 65.1	14/11/2014 14:31 67.8	20/11/2014 9:01 67.9	25/11/2014 15:31 66.8	30/10/2014 7:31 65.3	4/11/2014 14:01 66.9	10/11/2014 8:31 66.9	14/11/2014 15:01 67.4	20/11/2014 9:31 67.7	25/11/2014 16:01 67.5	30/10/2014 8:01 65.2	4/11/2014 14:31 66.7	10/11/2014 9:01 67.5	14/11/2014 15:31 65.9	20/11/2014 10:01 67.8	25/11/2014 16:31 67.9	30/10/2014 8:31 65.6	4/11/2014 15:01 66.1	10/11/2014 9:31 66.3	14/11/2014 16:01 68.2	20/11/2014 10:31 68.2	25/11/2014 17:01 68.1	30/10/2014 9:01 65.9	4/11/2014 15:31 65.3	10/11/2014 10:01 66.9	14/11/2014 16:31 67.5	20/11/2014 11:01 68.2	25/11/2014 17:31 67.8	30/10/2014 9:31 66.4	4/11/2014 16:01 65.2	10/11/2014 10:31 68.9	14/11/2014 17:01 68.4	20/11/2014 11:31 66.5	25/11/2014 18:01 67.9	30/10/2014 10:01 67.3	4/11/2014 16:31 65.4	10/11/2014 11:01 69.2	14/11/2014 17:31 64.7	20/11/2014 12:01 65.1	25/11/2014 18:31 65.0	30/10/2014 10:31 69.1	4/11/2014 17:01 65.2	10/11/2014 11:31 55.8	14/11/2014 18:01 64.2	20/11/2014 12:31 65.5	26/11/2014 7:01 64.4	30/10/2014 11:01 68.2	4/11/2014 17:31 64.0	10/11/2014 12:01 72.2	14/11/2014 18:31 64.0	20/11/2014 13:01 67.7	26/11/2014 7:31 65.2	30/10/2014 11:31 66.3	4/11/2014 18:01 63.7	10/11/2014 12:31 68.6	15/11/2014 7:01 63.3	20/11/2014 13:31 67.9	26/11/2014 8:01 66.4	30/10/2014 12:01 67.0	4/11/2014 18:31 63.9	10/11/2014 13:01 68.2	15/11/2014 7:31 64.0	20/11/2014 14:01 68.0	26/11/2014 8:31 68.8	30/10/2014 12:31 65.7	5/11/2014 7:01 64.3	10/11/2014 13:31 68.3	15/11/2014 8:01 64.8	20/11/2014 14:31 67.7	26/11/2014 9:01 68.7	30/10/2014 13:01 67.2	5/11/2014 7:31 65.2	10/11/2014 14:01 67.6	15/11/2014 8:31 65.5	20/11/2014 15:01 67.2	26/11/2014 9:31 68.8	30/10/2014 13:31 67.1	5/11/2014 8:01 64.8	10/11/2014 14:31 66.1	15/11/2014 9:01 66.1	20/11/2014 15:31 66.4	26/11/2014 10:01 68.2	30/10/2014 14:01 66.8	5/11/2014 8:31 65.9	10/11/2014 15:01 66.3	15/11/2014 9:31 66.5	20/11/2014 16:01 67.8	26/11/2014 10:31 69.1	30/10/2014 14:31 66.5	5/11/2014 9:01 66.4	10/11/2014 15:31 67.2	15/11/2014 10:01 65.5	20/11/2014 16:31 68.4	26/11/2014 11:01 68.5	30/10/2014 15:01 67.6	5/11/2014 9:31 66.3	10/11/2014 16:01 72.0	15/11/2014 10:31 65.9	20/11/2014 17:01 68.8	26/11/2014 11:31 67.3	30/10/2014 15:31 67.7	5/11/2014 10:01 66.1	10/11/2014 16:31 67.3	15/11/2014 11:01 65.8	20/11/2014 17:31 67.8	26/11/2014 12:01 65.7	30/10/2014 16:01 67.6	5/11/2014 10:31 66.3	10/11/2014 17:01 66.3	15/11/2014 11:31 64.9	20/11/2014 18:01 68.4	26/11/2014 12:31 65.8	30/10/2014 16:31 67.2	5/11/2014 11:01 65.7	10/11/2014 17:31 65.1	15/11/2014 12:01 64.7	20/11/2014 18:31 65.5	26/11/2014 13:01 69.2	30/10/2014 17:01 67.6	5/11/2014 11:31 65.7	10/11/2014 18:01 65.2	15/11/2014 12:31 64.6	21/11/2014 7:01 64.6	26/11/2014 13:31 67.6	30/10/2014 17:31 65.5	5/11/2014 12:01 64.3	10/11/2014 18:31 65.4	15/11/2014 13:01 65.2	21/11/2014 7:31 65.5	26/11/2014 14:01 68.2	30/10/2014 18:01 64.7	5/11/2014 12:31 63.8	11/11/2014 7:01 64.9	15/11/2014 13:31 65.9	21/11/2014 8:01 66.7	26/11/2014 14:31 68.1	30/10/2014 18:31 65.4	5/11/2014 13:01 66.3	11/11/2014 7:31 65.3	15/11/2014 14:01 65.5	21/11/2014 8:31 69.0	26/11/2014 15:01 67.9	31/10/2014 7:01 64.5	5/11/2014 13:31 66.9	11/11/2014 8:01 64.8	15/11/2014 14:31 65.7	21/11/2014 9:01 69.1	26/11/2014 15:31 67.5	31/10/2014 7:31 65.1	5/11/2014 14:01 66																																																																																																																																																																																																																																																
29/10/2014 14:01 67.8	4/11/2014 8:31 65.6	8/11/2014 15:01 66.1	14/11/2014 9:31 67.2	19/11/2014 16:01 67.6	25/11/2014 10:31 69.0	29/10/2014 14:31 68.2	4/11/2014 9:01 66.1	8/11/2014 15:31 65.4	14/11/2014 10:01 69.6	19/11/2014 16:31 67.8	25/11/2014 11:01 66.4	29/10/2014 15:01 69.0	4/11/2014 9:31 66.5	8/11/2014 16:01 66.4	14/11/2014 10:31 67.4	19/11/2014 17:01 67.2	25/11/2014 11:31 65.6	29/10/2014 15:31 68.4	4/11/2014 10:01 66.8	8/11/2014 16:31 66.9	14/11/2014 11:01 67.2	19/11/2014 17:31 64.4	25/11/2014 12:01 65.1	29/10/2014 16:01 67.5	4/11/2014 10:31 67.1	8/11/2014 17:01 65.8	14/11/2014 11:31 66.4	19/11/2014 18:01 64.2	25/11/2014 12:31 65.2	29/10/2014 16:31 66.8	4/11/2014 11:01 66.9	8/11/2014 17:31 65.7	14/11/2014 12:01 65.6	19/11/2014 18:31 63.3	25/11/2014 13:01 66.4	29/10/2014 17:01 66.4	4/11/2014 11:31 66.2	8/11/2014 18:01 66.1	14/11/2014 12:31 64.8	20/11/2014 7:01 64.7	25/11/2014 13:31 67.5	29/10/2014 17:31 65.0	4/11/2014 12:01 65.8	8/11/2014 18:31 65.3	14/11/2014 13:01 67.0	20/11/2014 7:31 65.3	25/11/2014 14:01 66.9	29/10/2014 18:01 64.9	4/11/2014 12:31 66.0	10/11/2014 7:01 65.0	14/11/2014 13:31 66.9	20/11/2014 8:01 68.4	25/11/2014 14:31 66.6	29/10/2014 18:31 64.7	4/11/2014 13:01 66.9	10/11/2014 7:31 66.1	14/11/2014 14:01 66.4	20/11/2014 8:31 67.3	25/11/2014 15:01 66.5	30/10/2014 7:01 64.4	4/11/2014 13:31 67.0	10/11/2014 8:01 65.1	14/11/2014 14:31 67.8	20/11/2014 9:01 67.9	25/11/2014 15:31 66.8	30/10/2014 7:31 65.3	4/11/2014 14:01 66.9	10/11/2014 8:31 66.9	14/11/2014 15:01 67.4	20/11/2014 9:31 67.7	25/11/2014 16:01 67.5	30/10/2014 8:01 65.2	4/11/2014 14:31 66.7	10/11/2014 9:01 67.5	14/11/2014 15:31 65.9	20/11/2014 10:01 67.8	25/11/2014 16:31 67.9	30/10/2014 8:31 65.6	4/11/2014 15:01 66.1	10/11/2014 9:31 66.3	14/11/2014 16:01 68.2	20/11/2014 10:31 68.2	25/11/2014 17:01 68.1	30/10/2014 9:01 65.9	4/11/2014 15:31 65.3	10/11/2014 10:01 66.9	14/11/2014 16:31 67.5	20/11/2014 11:01 68.2	25/11/2014 17:31 67.8	30/10/2014 9:31 66.4	4/11/2014 16:01 65.2	10/11/2014 10:31 68.9	14/11/2014 17:01 68.4	20/11/2014 11:31 66.5	25/11/2014 18:01 67.9	30/10/2014 10:01 67.3	4/11/2014 16:31 65.4	10/11/2014 11:01 69.2	14/11/2014 17:31 64.7	20/11/2014 12:01 65.1	25/11/2014 18:31 65.0	30/10/2014 10:31 69.1	4/11/2014 17:01 65.2	10/11/2014 11:31 55.8	14/11/2014 18:01 64.2	20/11/2014 12:31 65.5	26/11/2014 7:01 64.4	30/10/2014 11:01 68.2	4/11/2014 17:31 64.0	10/11/2014 12:01 72.2	14/11/2014 18:31 64.0	20/11/2014 13:01 67.7	26/11/2014 7:31 65.2	30/10/2014 11:31 66.3	4/11/2014 18:01 63.7	10/11/2014 12:31 68.6	15/11/2014 7:01 63.3	20/11/2014 13:31 67.9	26/11/2014 8:01 66.4	30/10/2014 12:01 67.0	4/11/2014 18:31 63.9	10/11/2014 13:01 68.2	15/11/2014 7:31 64.0	20/11/2014 14:01 68.0	26/11/2014 8:31 68.8	30/10/2014 12:31 65.7	5/11/2014 7:01 64.3	10/11/2014 13:31 68.3	15/11/2014 8:01 64.8	20/11/2014 14:31 67.7	26/11/2014 9:01 68.7	30/10/2014 13:01 67.2	5/11/2014 7:31 65.2	10/11/2014 14:01 67.6	15/11/2014 8:31 65.5	20/11/2014 15:01 67.2	26/11/2014 9:31 68.8	30/10/2014 13:31 67.1	5/11/2014 8:01 64.8	10/11/2014 14:31 66.1	15/11/2014 9:01 66.1	20/11/2014 15:31 66.4	26/11/2014 10:01 68.2	30/10/2014 14:01 66.8	5/11/2014 8:31 65.9	10/11/2014 15:01 66.3	15/11/2014 9:31 66.5	20/11/2014 16:01 67.8	26/11/2014 10:31 69.1	30/10/2014 14:31 66.5	5/11/2014 9:01 66.4	10/11/2014 15:31 67.2	15/11/2014 10:01 65.5	20/11/2014 16:31 68.4	26/11/2014 11:01 68.5	30/10/2014 15:01 67.6	5/11/2014 9:31 66.3	10/11/2014 16:01 72.0	15/11/2014 10:31 65.9	20/11/2014 17:01 68.8	26/11/2014 11:31 67.3	30/10/2014 15:31 67.7	5/11/2014 10:01 66.1	10/11/2014 16:31 67.3	15/11/2014 11:01 65.8	20/11/2014 17:31 67.8	26/11/2014 12:01 65.7	30/10/2014 16:01 67.6	5/11/2014 10:31 66.3	10/11/2014 17:01 66.3	15/11/2014 11:31 64.9	20/11/2014 18:01 68.4	26/11/2014 12:31 65.8	30/10/2014 16:31 67.2	5/11/2014 11:01 65.7	10/11/2014 17:31 65.1	15/11/2014 12:01 64.7	20/11/2014 18:31 65.5	26/11/2014 13:01 69.2	30/10/2014 17:01 67.6	5/11/2014 11:31 65.7	10/11/2014 18:01 65.2	15/11/2014 12:31 64.6	21/11/2014 7:01 64.6	26/11/2014 13:31 67.6	30/10/2014 17:31 65.5	5/11/2014 12:01 64.3	10/11/2014 18:31 65.4	15/11/2014 13:01 65.2	21/11/2014 7:31 65.5	26/11/2014 14:01 68.2	30/10/2014 18:01 64.7	5/11/2014 12:31 63.8	11/11/2014 7:01 64.9	15/11/2014 13:31 65.9	21/11/2014 8:01 66.7	26/11/2014 14:31 68.1	30/10/2014 18:31 65.4	5/11/2014 13:01 66.3	11/11/2014 7:31 65.3	15/11/2014 14:01 65.5	21/11/2014 8:31 69.0	26/11/2014 15:01 67.9	31/10/2014 7:01 64.5	5/11/2014 13:31 66.9	11/11/2014 8:01 64.8	15/11/2014 14:31 65.7	21/11/2014 9:01 69.1	26/11/2014 15:31 67.5	31/10/2014 7:31 65.1	5/11/2014 14:01 66																																																																																																																																																																																																																																																						
29/10/2014 14:31 68.2	4/11/2014 9:01 66.1	8/11/2014 15:31 65.4	14/11/2014 10:01 69.6	19/11/2014 16:31 67.8	25/11/2014 11:01 66.4	29/10/2014 15:01 69.0	4/11/2014 9:31 66.5	8/11/2014 16:01 66.4	14/11/2014 10:31 67.4	19/11/2014 17:01 67.2	25/11/2014 11:31 65.6	29/10/2014 15:31 68.4	4/11/2014 10:01 66.8	8/11/2014 16:31 66.9	14/11/2014 11:01 67.2	19/11/2014 17:31 64.4	25/11/2014 12:01 65.1	29/10/2014 16:01 67.5	4/11/2014 10:31 67.1	8/11/2014 17:01 65.8	14/11/2014 11:31 66.4	19/11/2014 18:01 64.2	25/11/2014 12:31 65.2	29/10/2014 16:31 66.8	4/11/2014 11:01 66.9	8/11/2014 17:31 65.7	14/11/2014 12:01 65.6	19/11/2014 18:31 63.3	25/11/2014 13:01 66.4	29/10/2014 17:01 66.4	4/11/2014 11:31 66.2	8/11/2014 18:01 66.1	14/11/2014 12:31 64.8	20/11/2014 7:01 64.7	25/11/2014 13:31 67.5	29/10/2014 17:31 65.0	4/11/2014 12:01 65.8	8/11/2014 18:31 65.3	14/11/2014 13:01 67.0	20/11/2014 7:31 65.3	25/11/2014 14:01 66.9	29/10/2014 18:01 64.9	4/11/2014 12:31 66.0	10/11/2014 7:01 65.0	14/11/2014 13:31 66.9	20/11/2014 8:01 68.4	25/11/2014 14:31 66.6	29/10/2014 18:31 64.7	4/11/2014 13:01 66.9	10/11/2014 7:31 66.1	14/11/2014 14:01 66.4	20/11/2014 8:31 67.3	25/11/2014 15:01 66.5	30/10/2014 7:01 64.4	4/11/2014 13:31 67.0	10/11/2014 8:01 65.1	14/11/2014 14:31 67.8	20/11/2014 9:01 67.9	25/11/2014 15:31 66.8	30/10/2014 7:31 65.3	4/11/2014 14:01 66.9	10/11/2014 8:31 66.9	14/11/2014 15:01 67.4	20/11/2014 9:31 67.7	25/11/2014 16:01 67.5	30/10/2014 8:01 65.2	4/11/2014 14:31 66.7	10/11/2014 9:01 67.5	14/11/2014 15:31 65.9	20/11/2014 10:01 67.8	25/11/2014 16:31 67.9	30/10/2014 8:31 65.6	4/11/2014 15:01 66.1	10/11/2014 9:31 66.3	14/11/2014 16:01 68.2	20/11/2014 10:31 68.2	25/11/2014 17:01 68.1	30/10/2014 9:01 65.9	4/11/2014 15:31 65.3	10/11/2014 10:01 66.9	14/11/2014 16:31 67.5	20/11/2014 11:01 68.2	25/11/2014 17:31 67.8	30/10/2014 9:31 66.4	4/11/2014 16:01 65.2	10/11/2014 10:31 68.9	14/11/2014 17:01 68.4	20/11/2014 11:31 66.5	25/11/2014 18:01 67.9	30/10/2014 10:01 67.3	4/11/2014 16:31 65.4	10/11/2014 11:01 69.2	14/11/2014 17:31 64.7	20/11/2014 12:01 65.1	25/11/2014 18:31 65.0	30/10/2014 10:31 69.1	4/11/2014 17:01 65.2	10/11/2014 11:31 55.8	14/11/2014 18:01 64.2	20/11/2014 12:31 65.5	26/11/2014 7:01 64.4	30/10/2014 11:01 68.2	4/11/2014 17:31 64.0	10/11/2014 12:01 72.2	14/11/2014 18:31 64.0	20/11/2014 13:01 67.7	26/11/2014 7:31 65.2	30/10/2014 11:31 66.3	4/11/2014 18:01 63.7	10/11/2014 12:31 68.6	15/11/2014 7:01 63.3	20/11/2014 13:31 67.9	26/11/2014 8:01 66.4	30/10/2014 12:01 67.0	4/11/2014 18:31 63.9	10/11/2014 13:01 68.2	15/11/2014 7:31 64.0	20/11/2014 14:01 68.0	26/11/2014 8:31 68.8	30/10/2014 12:31 65.7	5/11/2014 7:01 64.3	10/11/2014 13:31 68.3	15/11/2014 8:01 64.8	20/11/2014 14:31 67.7	26/11/2014 9:01 68.7	30/10/2014 13:01 67.2	5/11/2014 7:31 65.2	10/11/2014 14:01 67.6	15/11/2014 8:31 65.5	20/11/2014 15:01 67.2	26/11/2014 9:31 68.8	30/10/2014 13:31 67.1	5/11/2014 8:01 64.8	10/11/2014 14:31 66.1	15/11/2014 9:01 66.1	20/11/2014 15:31 66.4	26/11/2014 10:01 68.2	30/10/2014 14:01 66.8	5/11/2014 8:31 65.9	10/11/2014 15:01 66.3	15/11/2014 9:31 66.5	20/11/2014 16:01 67.8	26/11/2014 10:31 69.1	30/10/2014 14:31 66.5	5/11/2014 9:01 66.4	10/11/2014 15:31 67.2	15/11/2014 10:01 65.5	20/11/2014 16:31 68.4	26/11/2014 11:01 68.5	30/10/2014 15:01 67.6	5/11/2014 9:31 66.3	10/11/2014 16:01 72.0	15/11/2014 10:31 65.9	20/11/2014 17:01 68.8	26/11/2014 11:31 67.3	30/10/2014 15:31 67.7	5/11/2014 10:01 66.1	10/11/2014 16:31 67.3	15/11/2014 11:01 65.8	20/11/2014 17:31 67.8	26/11/2014 12:01 65.7	30/10/2014 16:01 67.6	5/11/2014 10:31 66.3	10/11/2014 17:01 66.3	15/11/2014 11:31 64.9	20/11/2014 18:01 68.4	26/11/2014 12:31 65.8	30/10/2014 16:31 67.2	5/11/2014 11:01 65.7	10/11/2014 17:31 65.1	15/11/2014 12:01 64.7	20/11/2014 18:31 65.5	26/11/2014 13:01 69.2	30/10/2014 17:01 67.6	5/11/2014 11:31 65.7	10/11/2014 18:01 65.2	15/11/2014 12:31 64.6	21/11/2014 7:01 64.6	26/11/2014 13:31 67.6	30/10/2014 17:31 65.5	5/11/2014 12:01 64.3	10/11/2014 18:31 65.4	15/11/2014 13:01 65.2	21/11/2014 7:31 65.5	26/11/2014 14:01 68.2	30/10/2014 18:01 64.7	5/11/2014 12:31 63.8	11/11/2014 7:01 64.9	15/11/2014 13:31 65.9	21/11/2014 8:01 66.7	26/11/2014 14:31 68.1	30/10/2014 18:31 65.4	5/11/2014 13:01 66.3	11/11/2014 7:31 65.3	15/11/2014 14:01 65.5	21/11/2014 8:31 69.0	26/11/2014 15:01 67.9	31/10/2014 7:01 64.5	5/11/2014 13:31 66.9	11/11/2014 8:01 64.8	15/11/2014 14:31 65.7	21/11/2014 9:01 69.1	26/11/2014 15:31 67.5	31/10/2014 7:31 65.1	5/11/2014 14:01 66																																																																																																																																																																																																																																																												
29/10/2014 15:01 69.0	4/11/2014 9:31 66.5	8/11/2014 16:01 66.4	14/11/2014 10:31 67.4	19/11/2014 17:01 67.2	25/11/2014 11:31 65.6	29/10/2014 15:31 68.4	4/11/2014 10:01 66.8	8/11/2014 16:31 66.9	14/11/2014 11:01 67.2	19/11/2014 17:31 64.4	25/11/2014 12:01 65.1	29/10/2014 16:01 67.5	4/11/2014 10:31 67.1	8/11/2014 17:01 65.8	14/11/2014 11:31 66.4	19/11/2014 18:01 64.2	25/11/2014 12:31 65.2	29/10/2014 16:31 66.8	4/11/2014 11:01 66.9	8/11/2014 17:31 65.7	14/11/2014 12:01 65.6	19/11/2014 18:31 63.3	25/11/2014 13:01 66.4	29/10/2014 17:01 66.4	4/11/2014 11:31 66.2	8/11/2014 18:01 66.1	14/11/2014 12:31 64.8	20/11/2014 7:01 64.7	25/11/2014 13:31 67.5	29/10/2014 17:31 65.0	4/11/2014 12:01 65.8	8/11/2014 18:31 65.3	14/11/2014 13:01 67.0	20/11/2014 7:31 65.3	25/11/2014 14:01 66.9	29/10/2014 18:01 64.9	4/11/2014 12:31 66.0	10/11/2014 7:01 65.0	14/11/2014 13:31 66.9	20/11/2014 8:01 68.4	25/11/2014 14:31 66.6	29/10/2014 18:31 64.7	4/11/2014 13:01 66.9	10/11/2014 7:31 66.1	14/11/2014 14:01 66.4	20/11/2014 8:31 67.3	25/11/2014 15:01 66.5	30/10/2014 7:01 64.4	4/11/2014 13:31 67.0	10/11/2014 8:01 65.1	14/11/2014 14:31 67.8	20/11/2014 9:01 67.9	25/11/2014 15:31 66.8	30/10/2014 7:31 65.3	4/11/2014 14:01 66.9	10/11/2014 8:31 66.9	14/11/2014 15:01 67.4	20/11/2014 9:31 67.7	25/11/2014 16:01 67.5	30/10/2014 8:01 65.2	4/11/2014 14:31 66.7	10/11/2014 9:01 67.5	14/11/2014 15:31 65.9	20/11/2014 10:01 67.8	25/11/2014 16:31 67.9	30/10/2014 8:31 65.6	4/11/2014 15:01 66.1	10/11/2014 9:31 66.3	14/11/2014 16:01 68.2	20/11/2014 10:31 68.2	25/11/2014 17:01 68.1	30/10/2014 9:01 65.9	4/11/2014 15:31 65.3	10/11/2014 10:01 66.9	14/11/2014 16:31 67.5	20/11/2014 11:01 68.2	25/11/2014 17:31 67.8	30/10/2014 9:31 66.4	4/11/2014 16:01 65.2	10/11/2014 10:31 68.9	14/11/2014 17:01 68.4	20/11/2014 11:31 66.5	25/11/2014 18:01 67.9	30/10/2014 10:01 67.3	4/11/2014 16:31 65.4	10/11/2014 11:01 69.2	14/11/2014 17:31 64.7	20/11/2014 12:01 65.1	25/11/2014 18:31 65.0	30/10/2014 10:31 69.1	4/11/2014 17:01 65.2	10/11/2014 11:31 55.8	14/11/2014 18:01 64.2	20/11/2014 12:31 65.5	26/11/2014 7:01 64.4	30/10/2014 11:01 68.2	4/11/2014 17:31 64.0	10/11/2014 12:01 72.2	14/11/2014 18:31 64.0	20/11/2014 13:01 67.7	26/11/2014 7:31 65.2	30/10/2014 11:31 66.3	4/11/2014 18:01 63.7	10/11/2014 12:31 68.6	15/11/2014 7:01 63.3	20/11/2014 13:31 67.9	26/11/2014 8:01 66.4	30/10/2014 12:01 67.0	4/11/2014 18:31 63.9	10/11/2014 13:01 68.2	15/11/2014 7:31 64.0	20/11/2014 14:01 68.0	26/11/2014 8:31 68.8	30/10/2014 12:31 65.7	5/11/2014 7:01 64.3	10/11/2014 13:31 68.3	15/11/2014 8:01 64.8	20/11/2014 14:31 67.7	26/11/2014 9:01 68.7	30/10/2014 13:01 67.2	5/11/2014 7:31 65.2	10/11/2014 14:01 67.6	15/11/2014 8:31 65.5	20/11/2014 15:01 67.2	26/11/2014 9:31 68.8	30/10/2014 13:31 67.1	5/11/2014 8:01 64.8	10/11/2014 14:31 66.1	15/11/2014 9:01 66.1	20/11/2014 15:31 66.4	26/11/2014 10:01 68.2	30/10/2014 14:01 66.8	5/11/2014 8:31 65.9	10/11/2014 15:01 66.3	15/11/2014 9:31 66.5	20/11/2014 16:01 67.8	26/11/2014 10:31 69.1	30/10/2014 14:31 66.5	5/11/2014 9:01 66.4	10/11/2014 15:31 67.2	15/11/2014 10:01 65.5	20/11/2014 16:31 68.4	26/11/2014 11:01 68.5	30/10/2014 15:01 67.6	5/11/2014 9:31 66.3	10/11/2014 16:01 72.0	15/11/2014 10:31 65.9	20/11/2014 17:01 68.8	26/11/2014 11:31 67.3	30/10/2014 15:31 67.7	5/11/2014 10:01 66.1	10/11/2014 16:31 67.3	15/11/2014 11:01 65.8	20/11/2014 17:31 67.8	26/11/2014 12:01 65.7	30/10/2014 16:01 67.6	5/11/2014 10:31 66.3	10/11/2014 17:01 66.3	15/11/2014 11:31 64.9	20/11/2014 18:01 68.4	26/11/2014 12:31 65.8	30/10/2014 16:31 67.2	5/11/2014 11:01 65.7	10/11/2014 17:31 65.1	15/11/2014 12:01 64.7	20/11/2014 18:31 65.5	26/11/2014 13:01 69.2	30/10/2014 17:01 67.6	5/11/2014 11:31 65.7	10/11/2014 18:01 65.2	15/11/2014 12:31 64.6	21/11/2014 7:01 64.6	26/11/2014 13:31 67.6	30/10/2014 17:31 65.5	5/11/2014 12:01 64.3	10/11/2014 18:31 65.4	15/11/2014 13:01 65.2	21/11/2014 7:31 65.5	26/11/2014 14:01 68.2	30/10/2014 18:01 64.7	5/11/2014 12:31 63.8	11/11/2014 7:01 64.9	15/11/2014 13:31 65.9	21/11/2014 8:01 66.7	26/11/2014 14:31 68.1	30/10/2014 18:31 65.4	5/11/2014 13:01 66.3	11/11/2014 7:31 65.3	15/11/2014 14:01 65.5	21/11/2014 8:31 69.0	26/11/2014 15:01 67.9	31/10/2014 7:01 64.5	5/11/2014 13:31 66.9	11/11/2014 8:01 64.8	15/11/2014 14:31 65.7	21/11/2014 9:01 69.1	26/11/2014 15:31 67.5	31/10/2014 7:31 65.1	5/11/2014 14:01 66																																																																																																																																																																																																																																																																		
29/10/2014 15:31 68.4	4/11/2014 10:01 66.8	8/11/2014 16:31 66.9	14/11/2014 11:01 67.2	19/11/2014 17:31 64.4	25/11/2014 12:01 65.1	29/10/2014 16:01 67.5	4/11/2014 10:31 67.1	8/11/2014 17:01 65.8	14/11/2014 11:31 66.4	19/11/2014 18:01 64.2	25/11/2014 12:31 65.2	29/10/2014 16:31 66.8	4/11/2014 11:01 66.9	8/11/2014 17:31 65.7	14/11/2014 12:01 65.6	19/11/2014 18:31 63.3	25/11/2014 13:01 66.4	29/10/2014 17:01 66.4	4/11/2014 11:31 66.2	8/11/2014 18:01 66.1	14/11/2014 12:31 64.8	20/11/2014 7:01 64.7	25/11/2014 13:31 67.5	29/10/2014 17:31 65.0	4/11/2014 12:01 65.8	8/11/2014 18:31 65.3	14/11/2014 13:01 67.0	20/11/2014 7:31 65.3	25/11/2014 14:01 66.9	29/10/2014 18:01 64.9	4/11/2014 12:31 66.0	10/11/2014 7:01 65.0	14/11/2014 13:31 66.9	20/11/2014 8:01 68.4	25/11/2014 14:31 66.6	29/10/2014 18:31 64.7	4/11/2014 13:01 66.9	10/11/2014 7:31 66.1	14/11/2014 14:01 66.4	20/11/2014 8:31 67.3	25/11/2014 15:01 66.5	30/10/2014 7:01 64.4	4/11/2014 13:31 67.0	10/11/2014 8:01 65.1	14/11/2014 14:31 67.8	20/11/2014 9:01 67.9	25/11/2014 15:31 66.8	30/10/2014 7:31 65.3	4/11/2014 14:01 66.9	10/11/2014 8:31 66.9	14/11/2014 15:01 67.4	20/11/2014 9:31 67.7	25/11/2014 16:01 67.5	30/10/2014 8:01 65.2	4/11/2014 14:31 66.7	10/11/2014 9:01 67.5	14/11/2014 15:31 65.9	20/11/2014 10:01 67.8	25/11/2014 16:31 67.9	30/10/2014 8:31 65.6	4/11/2014 15:01 66.1	10/11/2014 9:31 66.3	14/11/2014 16:01 68.2	20/11/2014 10:31 68.2	25/11/2014 17:01 68.1	30/10/2014 9:01 65.9	4/11/2014 15:31 65.3	10/11/2014 10:01 66.9	14/11/2014 16:31 67.5	20/11/2014 11:01 68.2	25/11/2014 17:31 67.8	30/10/2014 9:31 66.4	4/11/2014 16:01 65.2	10/11/2014 10:31 68.9	14/11/2014 17:01 68.4	20/11/2014 11:31 66.5	25/11/2014 18:01 67.9	30/10/2014 10:01 67.3	4/11/2014 16:31 65.4	10/11/2014 11:01 69.2	14/11/2014 17:31 64.7	20/11/2014 12:01 65.1	25/11/2014 18:31 65.0	30/10/2014 10:31 69.1	4/11/2014 17:01 65.2	10/11/2014 11:31 55.8	14/11/2014 18:01 64.2	20/11/2014 12:31 65.5	26/11/2014 7:01 64.4	30/10/2014 11:01 68.2	4/11/2014 17:31 64.0	10/11/2014 12:01 72.2	14/11/2014 18:31 64.0	20/11/2014 13:01 67.7	26/11/2014 7:31 65.2	30/10/2014 11:31 66.3	4/11/2014 18:01 63.7	10/11/2014 12:31 68.6	15/11/2014 7:01 63.3	20/11/2014 13:31 67.9	26/11/2014 8:01 66.4	30/10/2014 12:01 67.0	4/11/2014 18:31 63.9	10/11/2014 13:01 68.2	15/11/2014 7:31 64.0	20/11/2014 14:01 68.0	26/11/2014 8:31 68.8	30/10/2014 12:31 65.7	5/11/2014 7:01 64.3	10/11/2014 13:31 68.3	15/11/2014 8:01 64.8	20/11/2014 14:31 67.7	26/11/2014 9:01 68.7	30/10/2014 13:01 67.2	5/11/2014 7:31 65.2	10/11/2014 14:01 67.6	15/11/2014 8:31 65.5	20/11/2014 15:01 67.2	26/11/2014 9:31 68.8	30/10/2014 13:31 67.1	5/11/2014 8:01 64.8	10/11/2014 14:31 66.1	15/11/2014 9:01 66.1	20/11/2014 15:31 66.4	26/11/2014 10:01 68.2	30/10/2014 14:01 66.8	5/11/2014 8:31 65.9	10/11/2014 15:01 66.3	15/11/2014 9:31 66.5	20/11/2014 16:01 67.8	26/11/2014 10:31 69.1	30/10/2014 14:31 66.5	5/11/2014 9:01 66.4	10/11/2014 15:31 67.2	15/11/2014 10:01 65.5	20/11/2014 16:31 68.4	26/11/2014 11:01 68.5	30/10/2014 15:01 67.6	5/11/2014 9:31 66.3	10/11/2014 16:01 72.0	15/11/2014 10:31 65.9	20/11/2014 17:01 68.8	26/11/2014 11:31 67.3	30/10/2014 15:31 67.7	5/11/2014 10:01 66.1	10/11/2014 16:31 67.3	15/11/2014 11:01 65.8	20/11/2014 17:31 67.8	26/11/2014 12:01 65.7	30/10/2014 16:01 67.6	5/11/2014 10:31 66.3	10/11/2014 17:01 66.3	15/11/2014 11:31 64.9	20/11/2014 18:01 68.4	26/11/2014 12:31 65.8	30/10/2014 16:31 67.2	5/11/2014 11:01 65.7	10/11/2014 17:31 65.1	15/11/2014 12:01 64.7	20/11/2014 18:31 65.5	26/11/2014 13:01 69.2	30/10/2014 17:01 67.6	5/11/2014 11:31 65.7	10/11/2014 18:01 65.2	15/11/2014 12:31 64.6	21/11/2014 7:01 64.6	26/11/2014 13:31 67.6	30/10/2014 17:31 65.5	5/11/2014 12:01 64.3	10/11/2014 18:31 65.4	15/11/2014 13:01 65.2	21/11/2014 7:31 65.5	26/11/2014 14:01 68.2	30/10/2014 18:01 64.7	5/11/2014 12:31 63.8	11/11/2014 7:01 64.9	15/11/2014 13:31 65.9	21/11/2014 8:01 66.7	26/11/2014 14:31 68.1	30/10/2014 18:31 65.4	5/11/2014 13:01 66.3	11/11/2014 7:31 65.3	15/11/2014 14:01 65.5	21/11/2014 8:31 69.0	26/11/2014 15:01 67.9	31/10/2014 7:01 64.5	5/11/2014 13:31 66.9	11/11/2014 8:01 64.8	15/11/2014 14:31 65.7	21/11/2014 9:01 69.1	26/11/2014 15:31 67.5	31/10/2014 7:31 65.1	5/11/2014 14:01 66																																																																																																																																																																																																																																																																								
29/10/2014 16:01 67.5	4/11/2014 10:31 67.1	8/11/2014 17:01 65.8	14/11/2014 11:31 66.4	19/11/2014 18:01 64.2	25/11/2014 12:31 65.2	29/10/2014 16:31 66.8	4/11/2014 11:01 66.9	8/11/2014 17:31 65.7	14/11/2014 12:01 65.6	19/11/2014 18:31 63.3	25/11/2014 13:01 66.4	29/10/2014 17:01 66.4	4/11/2014 11:31 66.2	8/11/2014 18:01 66.1	14/11/2014 12:31 64.8	20/11/2014 7:01 64.7	25/11/2014 13:31 67.5	29/10/2014 17:31 65.0	4/11/2014 12:01 65.8	8/11/2014 18:31 65.3	14/11/2014 13:01 67.0	20/11/2014 7:31 65.3	25/11/2014 14:01 66.9	29/10/2014 18:01 64.9	4/11/2014 12:31 66.0	10/11/2014 7:01 65.0	14/11/2014 13:31 66.9	20/11/2014 8:01 68.4	25/11/2014 14:31 66.6	29/10/2014 18:31 64.7	4/11/2014 13:01 66.9	10/11/2014 7:31 66.1	14/11/2014 14:01 66.4	20/11/2014 8:31 67.3	25/11/2014 15:01 66.5	30/10/2014 7:01 64.4	4/11/2014 13:31 67.0	10/11/2014 8:01 65.1	14/11/2014 14:31 67.8	20/11/2014 9:01 67.9	25/11/2014 15:31 66.8	30/10/2014 7:31 65.3	4/11/2014 14:01 66.9	10/11/2014 8:31 66.9	14/11/2014 15:01 67.4	20/11/2014 9:31 67.7	25/11/2014 16:01 67.5	30/10/2014 8:01 65.2	4/11/2014 14:31 66.7	10/11/2014 9:01 67.5	14/11/2014 15:31 65.9	20/11/2014 10:01 67.8	25/11/2014 16:31 67.9	30/10/2014 8:31 65.6	4/11/2014 15:01 66.1	10/11/2014 9:31 66.3	14/11/2014 16:01 68.2	20/11/2014 10:31 68.2	25/11/2014 17:01 68.1	30/10/2014 9:01 65.9	4/11/2014 15:31 65.3	10/11/2014 10:01 66.9	14/11/2014 16:31 67.5	20/11/2014 11:01 68.2	25/11/2014 17:31 67.8	30/10/2014 9:31 66.4	4/11/2014 16:01 65.2	10/11/2014 10:31 68.9	14/11/2014 17:01 68.4	20/11/2014 11:31 66.5	25/11/2014 18:01 67.9	30/10/2014 10:01 67.3	4/11/2014 16:31 65.4	10/11/2014 11:01 69.2	14/11/2014 17:31 64.7	20/11/2014 12:01 65.1	25/11/2014 18:31 65.0	30/10/2014 10:31 69.1	4/11/2014 17:01 65.2	10/11/2014 11:31 55.8	14/11/2014 18:01 64.2	20/11/2014 12:31 65.5	26/11/2014 7:01 64.4	30/10/2014 11:01 68.2	4/11/2014 17:31 64.0	10/11/2014 12:01 72.2	14/11/2014 18:31 64.0	20/11/2014 13:01 67.7	26/11/2014 7:31 65.2	30/10/2014 11:31 66.3	4/11/2014 18:01 63.7	10/11/2014 12:31 68.6	15/11/2014 7:01 63.3	20/11/2014 13:31 67.9	26/11/2014 8:01 66.4	30/10/2014 12:01 67.0	4/11/2014 18:31 63.9	10/11/2014 13:01 68.2	15/11/2014 7:31 64.0	20/11/2014 14:01 68.0	26/11/2014 8:31 68.8	30/10/2014 12:31 65.7	5/11/2014 7:01 64.3	10/11/2014 13:31 68.3	15/11/2014 8:01 64.8	20/11/2014 14:31 67.7	26/11/2014 9:01 68.7	30/10/2014 13:01 67.2	5/11/2014 7:31 65.2	10/11/2014 14:01 67.6	15/11/2014 8:31 65.5	20/11/2014 15:01 67.2	26/11/2014 9:31 68.8	30/10/2014 13:31 67.1	5/11/2014 8:01 64.8	10/11/2014 14:31 66.1	15/11/2014 9:01 66.1	20/11/2014 15:31 66.4	26/11/2014 10:01 68.2	30/10/2014 14:01 66.8	5/11/2014 8:31 65.9	10/11/2014 15:01 66.3	15/11/2014 9:31 66.5	20/11/2014 16:01 67.8	26/11/2014 10:31 69.1	30/10/2014 14:31 66.5	5/11/2014 9:01 66.4	10/11/2014 15:31 67.2	15/11/2014 10:01 65.5	20/11/2014 16:31 68.4	26/11/2014 11:01 68.5	30/10/2014 15:01 67.6	5/11/2014 9:31 66.3	10/11/2014 16:01 72.0	15/11/2014 10:31 65.9	20/11/2014 17:01 68.8	26/11/2014 11:31 67.3	30/10/2014 15:31 67.7	5/11/2014 10:01 66.1	10/11/2014 16:31 67.3	15/11/2014 11:01 65.8	20/11/2014 17:31 67.8	26/11/2014 12:01 65.7	30/10/2014 16:01 67.6	5/11/2014 10:31 66.3	10/11/2014 17:01 66.3	15/11/2014 11:31 64.9	20/11/2014 18:01 68.4	26/11/2014 12:31 65.8	30/10/2014 16:31 67.2	5/11/2014 11:01 65.7	10/11/2014 17:31 65.1	15/11/2014 12:01 64.7	20/11/2014 18:31 65.5	26/11/2014 13:01 69.2	30/10/2014 17:01 67.6	5/11/2014 11:31 65.7	10/11/2014 18:01 65.2	15/11/2014 12:31 64.6	21/11/2014 7:01 64.6	26/11/2014 13:31 67.6	30/10/2014 17:31 65.5	5/11/2014 12:01 64.3	10/11/2014 18:31 65.4	15/11/2014 13:01 65.2	21/11/2014 7:31 65.5	26/11/2014 14:01 68.2	30/10/2014 18:01 64.7	5/11/2014 12:31 63.8	11/11/2014 7:01 64.9	15/11/2014 13:31 65.9	21/11/2014 8:01 66.7	26/11/2014 14:31 68.1	30/10/2014 18:31 65.4	5/11/2014 13:01 66.3	11/11/2014 7:31 65.3	15/11/2014 14:01 65.5	21/11/2014 8:31 69.0	26/11/2014 15:01 67.9	31/10/2014 7:01 64.5	5/11/2014 13:31 66.9	11/11/2014 8:01 64.8	15/11/2014 14:31 65.7	21/11/2014 9:01 69.1	26/11/2014 15:31 67.5	31/10/2014 7:31 65.1	5/11/2014 14:01 66																																																																																																																																																																																																																																																																														
29/10/2014 16:31 66.8	4/11/2014 11:01 66.9	8/11/2014 17:31 65.7	14/11/2014 12:01 65.6	19/11/2014 18:31 63.3	25/11/2014 13:01 66.4	29/10/2014 17:01 66.4	4/11/2014 11:31 66.2	8/11/2014 18:01 66.1	14/11/2014 12:31 64.8	20/11/2014 7:01 64.7	25/11/2014 13:31 67.5	29/10/2014 17:31 65.0	4/11/2014 12:01 65.8	8/11/2014 18:31 65.3	14/11/2014 13:01 67.0	20/11/2014 7:31 65.3	25/11/2014 14:01 66.9	29/10/2014 18:01 64.9	4/11/2014 12:31 66.0	10/11/2014 7:01 65.0	14/11/2014 13:31 66.9	20/11/2014 8:01 68.4	25/11/2014 14:31 66.6	29/10/2014 18:31 64.7	4/11/2014 13:01 66.9	10/11/2014 7:31 66.1	14/11/2014 14:01 66.4	20/11/2014 8:31 67.3	25/11/2014 15:01 66.5	30/10/2014 7:01 64.4	4/11/2014 13:31 67.0	10/11/2014 8:01 65.1	14/11/2014 14:31 67.8	20/11/2014 9:01 67.9	25/11/2014 15:31 66.8	30/10/2014 7:31 65.3	4/11/2014 14:01 66.9	10/11/2014 8:31 66.9	14/11/2014 15:01 67.4	20/11/2014 9:31 67.7	25/11/2014 16:01 67.5	30/10/2014 8:01 65.2	4/11/2014 14:31 66.7	10/11/2014 9:01 67.5	14/11/2014 15:31 65.9	20/11/2014 10:01 67.8	25/11/2014 16:31 67.9	30/10/2014 8:31 65.6	4/11/2014 15:01 66.1	10/11/2014 9:31 66.3	14/11/2014 16:01 68.2	20/11/2014 10:31 68.2	25/11/2014 17:01 68.1	30/10/2014 9:01 65.9	4/11/2014 15:31 65.3	10/11/2014 10:01 66.9	14/11/2014 16:31 67.5	20/11/2014 11:01 68.2	25/11/2014 17:31 67.8	30/10/2014 9:31 66.4	4/11/2014 16:01 65.2	10/11/2014 10:31 68.9	14/11/2014 17:01 68.4	20/11/2014 11:31 66.5	25/11/2014 18:01 67.9	30/10/2014 10:01 67.3	4/11/2014 16:31 65.4	10/11/2014 11:01 69.2	14/11/2014 17:31 64.7	20/11/2014 12:01 65.1	25/11/2014 18:31 65.0	30/10/2014 10:31 69.1	4/11/2014 17:01 65.2	10/11/2014 11:31 55.8	14/11/2014 18:01 64.2	20/11/2014 12:31 65.5	26/11/2014 7:01 64.4	30/10/2014 11:01 68.2	4/11/2014 17:31 64.0	10/11/2014 12:01 72.2	14/11/2014 18:31 64.0	20/11/2014 13:01 67.7	26/11/2014 7:31 65.2	30/10/2014 11:31 66.3	4/11/2014 18:01 63.7	10/11/2014 12:31 68.6	15/11/2014 7:01 63.3	20/11/2014 13:31 67.9	26/11/2014 8:01 66.4	30/10/2014 12:01 67.0	4/11/2014 18:31 63.9	10/11/2014 13:01 68.2	15/11/2014 7:31 64.0	20/11/2014 14:01 68.0	26/11/2014 8:31 68.8	30/10/2014 12:31 65.7	5/11/2014 7:01 64.3	10/11/2014 13:31 68.3	15/11/2014 8:01 64.8	20/11/2014 14:31 67.7	26/11/2014 9:01 68.7	30/10/2014 13:01 67.2	5/11/2014 7:31 65.2	10/11/2014 14:01 67.6	15/11/2014 8:31 65.5	20/11/2014 15:01 67.2	26/11/2014 9:31 68.8	30/10/2014 13:31 67.1	5/11/2014 8:01 64.8	10/11/2014 14:31 66.1	15/11/2014 9:01 66.1	20/11/2014 15:31 66.4	26/11/2014 10:01 68.2	30/10/2014 14:01 66.8	5/11/2014 8:31 65.9	10/11/2014 15:01 66.3	15/11/2014 9:31 66.5	20/11/2014 16:01 67.8	26/11/2014 10:31 69.1	30/10/2014 14:31 66.5	5/11/2014 9:01 66.4	10/11/2014 15:31 67.2	15/11/2014 10:01 65.5	20/11/2014 16:31 68.4	26/11/2014 11:01 68.5	30/10/2014 15:01 67.6	5/11/2014 9:31 66.3	10/11/2014 16:01 72.0	15/11/2014 10:31 65.9	20/11/2014 17:01 68.8	26/11/2014 11:31 67.3	30/10/2014 15:31 67.7	5/11/2014 10:01 66.1	10/11/2014 16:31 67.3	15/11/2014 11:01 65.8	20/11/2014 17:31 67.8	26/11/2014 12:01 65.7	30/10/2014 16:01 67.6	5/11/2014 10:31 66.3	10/11/2014 17:01 66.3	15/11/2014 11:31 64.9	20/11/2014 18:01 68.4	26/11/2014 12:31 65.8	30/10/2014 16:31 67.2	5/11/2014 11:01 65.7	10/11/2014 17:31 65.1	15/11/2014 12:01 64.7	20/11/2014 18:31 65.5	26/11/2014 13:01 69.2	30/10/2014 17:01 67.6	5/11/2014 11:31 65.7	10/11/2014 18:01 65.2	15/11/2014 12:31 64.6	21/11/2014 7:01 64.6	26/11/2014 13:31 67.6	30/10/2014 17:31 65.5	5/11/2014 12:01 64.3	10/11/2014 18:31 65.4	15/11/2014 13:01 65.2	21/11/2014 7:31 65.5	26/11/2014 14:01 68.2	30/10/2014 18:01 64.7	5/11/2014 12:31 63.8	11/11/2014 7:01 64.9	15/11/2014 13:31 65.9	21/11/2014 8:01 66.7	26/11/2014 14:31 68.1	30/10/2014 18:31 65.4	5/11/2014 13:01 66.3	11/11/2014 7:31 65.3	15/11/2014 14:01 65.5	21/11/2014 8:31 69.0	26/11/2014 15:01 67.9	31/10/2014 7:01 64.5	5/11/2014 13:31 66.9	11/11/2014 8:01 64.8	15/11/2014 14:31 65.7	21/11/2014 9:01 69.1	26/11/2014 15:31 67.5	31/10/2014 7:31 65.1	5/11/2014 14:01 66																																																																																																																																																																																																																																																																																				
29/10/2014 17:01 66.4	4/11/2014 11:31 66.2	8/11/2014 18:01 66.1	14/11/2014 12:31 64.8	20/11/2014 7:01 64.7	25/11/2014 13:31 67.5	29/10/2014 17:31 65.0	4/11/2014 12:01 65.8	8/11/2014 18:31 65.3	14/11/2014 13:01 67.0	20/11/2014 7:31 65.3	25/11/2014 14:01 66.9	29/10/2014 18:01 64.9	4/11/2014 12:31 66.0	10/11/2014 7:01 65.0	14/11/2014 13:31 66.9	20/11/2014 8:01 68.4	25/11/2014 14:31 66.6	29/10/2014 18:31 64.7	4/11/2014 13:01 66.9	10/11/2014 7:31 66.1	14/11/2014 14:01 66.4	20/11/2014 8:31 67.3	25/11/2014 15:01 66.5	30/10/2014 7:01 64.4	4/11/2014 13:31 67.0	10/11/2014 8:01 65.1	14/11/2014 14:31 67.8	20/11/2014 9:01 67.9	25/11/2014 15:31 66.8	30/10/2014 7:31 65.3	4/11/2014 14:01 66.9	10/11/2014 8:31 66.9	14/11/2014 15:01 67.4	20/11/2014 9:31 67.7	25/11/2014 16:01 67.5	30/10/2014 8:01 65.2	4/11/2014 14:31 66.7	10/11/2014 9:01 67.5	14/11/2014 15:31 65.9	20/11/2014 10:01 67.8	25/11/2014 16:31 67.9	30/10/2014 8:31 65.6	4/11/2014 15:01 66.1	10/11/2014 9:31 66.3	14/11/2014 16:01 68.2	20/11/2014 10:31 68.2	25/11/2014 17:01 68.1	30/10/2014 9:01 65.9	4/11/2014 15:31 65.3	10/11/2014 10:01 66.9	14/11/2014 16:31 67.5	20/11/2014 11:01 68.2	25/11/2014 17:31 67.8	30/10/2014 9:31 66.4	4/11/2014 16:01 65.2	10/11/2014 10:31 68.9	14/11/2014 17:01 68.4	20/11/2014 11:31 66.5	25/11/2014 18:01 67.9	30/10/2014 10:01 67.3	4/11/2014 16:31 65.4	10/11/2014 11:01 69.2	14/11/2014 17:31 64.7	20/11/2014 12:01 65.1	25/11/2014 18:31 65.0	30/10/2014 10:31 69.1	4/11/2014 17:01 65.2	10/11/2014 11:31 55.8	14/11/2014 18:01 64.2	20/11/2014 12:31 65.5	26/11/2014 7:01 64.4	30/10/2014 11:01 68.2	4/11/2014 17:31 64.0	10/11/2014 12:01 72.2	14/11/2014 18:31 64.0	20/11/2014 13:01 67.7	26/11/2014 7:31 65.2	30/10/2014 11:31 66.3	4/11/2014 18:01 63.7	10/11/2014 12:31 68.6	15/11/2014 7:01 63.3	20/11/2014 13:31 67.9	26/11/2014 8:01 66.4	30/10/2014 12:01 67.0	4/11/2014 18:31 63.9	10/11/2014 13:01 68.2	15/11/2014 7:31 64.0	20/11/2014 14:01 68.0	26/11/2014 8:31 68.8	30/10/2014 12:31 65.7	5/11/2014 7:01 64.3	10/11/2014 13:31 68.3	15/11/2014 8:01 64.8	20/11/2014 14:31 67.7	26/11/2014 9:01 68.7	30/10/2014 13:01 67.2	5/11/2014 7:31 65.2	10/11/2014 14:01 67.6	15/11/2014 8:31 65.5	20/11/2014 15:01 67.2	26/11/2014 9:31 68.8	30/10/2014 13:31 67.1	5/11/2014 8:01 64.8	10/11/2014 14:31 66.1	15/11/2014 9:01 66.1	20/11/2014 15:31 66.4	26/11/2014 10:01 68.2	30/10/2014 14:01 66.8	5/11/2014 8:31 65.9	10/11/2014 15:01 66.3	15/11/2014 9:31 66.5	20/11/2014 16:01 67.8	26/11/2014 10:31 69.1	30/10/2014 14:31 66.5	5/11/2014 9:01 66.4	10/11/2014 15:31 67.2	15/11/2014 10:01 65.5	20/11/2014 16:31 68.4	26/11/2014 11:01 68.5	30/10/2014 15:01 67.6	5/11/2014 9:31 66.3	10/11/2014 16:01 72.0	15/11/2014 10:31 65.9	20/11/2014 17:01 68.8	26/11/2014 11:31 67.3	30/10/2014 15:31 67.7	5/11/2014 10:01 66.1	10/11/2014 16:31 67.3	15/11/2014 11:01 65.8	20/11/2014 17:31 67.8	26/11/2014 12:01 65.7	30/10/2014 16:01 67.6	5/11/2014 10:31 66.3	10/11/2014 17:01 66.3	15/11/2014 11:31 64.9	20/11/2014 18:01 68.4	26/11/2014 12:31 65.8	30/10/2014 16:31 67.2	5/11/2014 11:01 65.7	10/11/2014 17:31 65.1	15/11/2014 12:01 64.7	20/11/2014 18:31 65.5	26/11/2014 13:01 69.2	30/10/2014 17:01 67.6	5/11/2014 11:31 65.7	10/11/2014 18:01 65.2	15/11/2014 12:31 64.6	21/11/2014 7:01 64.6	26/11/2014 13:31 67.6	30/10/2014 17:31 65.5	5/11/2014 12:01 64.3	10/11/2014 18:31 65.4	15/11/2014 13:01 65.2	21/11/2014 7:31 65.5	26/11/2014 14:01 68.2	30/10/2014 18:01 64.7	5/11/2014 12:31 63.8	11/11/2014 7:01 64.9	15/11/2014 13:31 65.9	21/11/2014 8:01 66.7	26/11/2014 14:31 68.1	30/10/2014 18:31 65.4	5/11/2014 13:01 66.3	11/11/2014 7:31 65.3	15/11/2014 14:01 65.5	21/11/2014 8:31 69.0	26/11/2014 15:01 67.9	31/10/2014 7:01 64.5	5/11/2014 13:31 66.9	11/11/2014 8:01 64.8	15/11/2014 14:31 65.7	21/11/2014 9:01 69.1	26/11/2014 15:31 67.5	31/10/2014 7:31 65.1	5/11/2014 14:01 66																																																																																																																																																																																																																																																																																										
29/10/2014 17:31 65.0	4/11/2014 12:01 65.8	8/11/2014 18:31 65.3	14/11/2014 13:01 67.0	20/11/2014 7:31 65.3	25/11/2014 14:01 66.9	29/10/2014 18:01 64.9	4/11/2014 12:31 66.0	10/11/2014 7:01 65.0	14/11/2014 13:31 66.9	20/11/2014 8:01 68.4	25/11/2014 14:31 66.6	29/10/2014 18:31 64.7	4/11/2014 13:01 66.9	10/11/2014 7:31 66.1	14/11/2014 14:01 66.4	20/11/2014 8:31 67.3	25/11/2014 15:01 66.5	30/10/2014 7:01 64.4	4/11/2014 13:31 67.0	10/11/2014 8:01 65.1	14/11/2014 14:31 67.8	20/11/2014 9:01 67.9	25/11/2014 15:31 66.8	30/10/2014 7:31 65.3	4/11/2014 14:01 66.9	10/11/2014 8:31 66.9	14/11/2014 15:01 67.4	20/11/2014 9:31 67.7	25/11/2014 16:01 67.5	30/10/2014 8:01 65.2	4/11/2014 14:31 66.7	10/11/2014 9:01 67.5	14/11/2014 15:31 65.9	20/11/2014 10:01 67.8	25/11/2014 16:31 67.9	30/10/2014 8:31 65.6	4/11/2014 15:01 66.1	10/11/2014 9:31 66.3	14/11/2014 16:01 68.2	20/11/2014 10:31 68.2	25/11/2014 17:01 68.1	30/10/2014 9:01 65.9	4/11/2014 15:31 65.3	10/11/2014 10:01 66.9	14/11/2014 16:31 67.5	20/11/2014 11:01 68.2	25/11/2014 17:31 67.8	30/10/2014 9:31 66.4	4/11/2014 16:01 65.2	10/11/2014 10:31 68.9	14/11/2014 17:01 68.4	20/11/2014 11:31 66.5	25/11/2014 18:01 67.9	30/10/2014 10:01 67.3	4/11/2014 16:31 65.4	10/11/2014 11:01 69.2	14/11/2014 17:31 64.7	20/11/2014 12:01 65.1	25/11/2014 18:31 65.0	30/10/2014 10:31 69.1	4/11/2014 17:01 65.2	10/11/2014 11:31 55.8	14/11/2014 18:01 64.2	20/11/2014 12:31 65.5	26/11/2014 7:01 64.4	30/10/2014 11:01 68.2	4/11/2014 17:31 64.0	10/11/2014 12:01 72.2	14/11/2014 18:31 64.0	20/11/2014 13:01 67.7	26/11/2014 7:31 65.2	30/10/2014 11:31 66.3	4/11/2014 18:01 63.7	10/11/2014 12:31 68.6	15/11/2014 7:01 63.3	20/11/2014 13:31 67.9	26/11/2014 8:01 66.4	30/10/2014 12:01 67.0	4/11/2014 18:31 63.9	10/11/2014 13:01 68.2	15/11/2014 7:31 64.0	20/11/2014 14:01 68.0	26/11/2014 8:31 68.8	30/10/2014 12:31 65.7	5/11/2014 7:01 64.3	10/11/2014 13:31 68.3	15/11/2014 8:01 64.8	20/11/2014 14:31 67.7	26/11/2014 9:01 68.7	30/10/2014 13:01 67.2	5/11/2014 7:31 65.2	10/11/2014 14:01 67.6	15/11/2014 8:31 65.5	20/11/2014 15:01 67.2	26/11/2014 9:31 68.8	30/10/2014 13:31 67.1	5/11/2014 8:01 64.8	10/11/2014 14:31 66.1	15/11/2014 9:01 66.1	20/11/2014 15:31 66.4	26/11/2014 10:01 68.2	30/10/2014 14:01 66.8	5/11/2014 8:31 65.9	10/11/2014 15:01 66.3	15/11/2014 9:31 66.5	20/11/2014 16:01 67.8	26/11/2014 10:31 69.1	30/10/2014 14:31 66.5	5/11/2014 9:01 66.4	10/11/2014 15:31 67.2	15/11/2014 10:01 65.5	20/11/2014 16:31 68.4	26/11/2014 11:01 68.5	30/10/2014 15:01 67.6	5/11/2014 9:31 66.3	10/11/2014 16:01 72.0	15/11/2014 10:31 65.9	20/11/2014 17:01 68.8	26/11/2014 11:31 67.3	30/10/2014 15:31 67.7	5/11/2014 10:01 66.1	10/11/2014 16:31 67.3	15/11/2014 11:01 65.8	20/11/2014 17:31 67.8	26/11/2014 12:01 65.7	30/10/2014 16:01 67.6	5/11/2014 10:31 66.3	10/11/2014 17:01 66.3	15/11/2014 11:31 64.9	20/11/2014 18:01 68.4	26/11/2014 12:31 65.8	30/10/2014 16:31 67.2	5/11/2014 11:01 65.7	10/11/2014 17:31 65.1	15/11/2014 12:01 64.7	20/11/2014 18:31 65.5	26/11/2014 13:01 69.2	30/10/2014 17:01 67.6	5/11/2014 11:31 65.7	10/11/2014 18:01 65.2	15/11/2014 12:31 64.6	21/11/2014 7:01 64.6	26/11/2014 13:31 67.6	30/10/2014 17:31 65.5	5/11/2014 12:01 64.3	10/11/2014 18:31 65.4	15/11/2014 13:01 65.2	21/11/2014 7:31 65.5	26/11/2014 14:01 68.2	30/10/2014 18:01 64.7	5/11/2014 12:31 63.8	11/11/2014 7:01 64.9	15/11/2014 13:31 65.9	21/11/2014 8:01 66.7	26/11/2014 14:31 68.1	30/10/2014 18:31 65.4	5/11/2014 13:01 66.3	11/11/2014 7:31 65.3	15/11/2014 14:01 65.5	21/11/2014 8:31 69.0	26/11/2014 15:01 67.9	31/10/2014 7:01 64.5	5/11/2014 13:31 66.9	11/11/2014 8:01 64.8	15/11/2014 14:31 65.7	21/11/2014 9:01 69.1	26/11/2014 15:31 67.5	31/10/2014 7:31 65.1	5/11/2014 14:01 66																																																																																																																																																																																																																																																																																																
29/10/2014 18:01 64.9	4/11/2014 12:31 66.0	10/11/2014 7:01 65.0	14/11/2014 13:31 66.9	20/11/2014 8:01 68.4	25/11/2014 14:31 66.6	29/10/2014 18:31 64.7	4/11/2014 13:01 66.9	10/11/2014 7:31 66.1	14/11/2014 14:01 66.4	20/11/2014 8:31 67.3	25/11/2014 15:01 66.5	30/10/2014 7:01 64.4	4/11/2014 13:31 67.0	10/11/2014 8:01 65.1	14/11/2014 14:31 67.8	20/11/2014 9:01 67.9	25/11/2014 15:31 66.8	30/10/2014 7:31 65.3	4/11/2014 14:01 66.9	10/11/2014 8:31 66.9	14/11/2014 15:01 67.4	20/11/2014 9:31 67.7	25/11/2014 16:01 67.5	30/10/2014 8:01 65.2	4/11/2014 14:31 66.7	10/11/2014 9:01 67.5	14/11/2014 15:31 65.9	20/11/2014 10:01 67.8	25/11/2014 16:31 67.9	30/10/2014 8:31 65.6	4/11/2014 15:01 66.1	10/11/2014 9:31 66.3	14/11/2014 16:01 68.2	20/11/2014 10:31 68.2	25/11/2014 17:01 68.1	30/10/2014 9:01 65.9	4/11/2014 15:31 65.3	10/11/2014 10:01 66.9	14/11/2014 16:31 67.5	20/11/2014 11:01 68.2	25/11/2014 17:31 67.8	30/10/2014 9:31 66.4	4/11/2014 16:01 65.2	10/11/2014 10:31 68.9	14/11/2014 17:01 68.4	20/11/2014 11:31 66.5	25/11/2014 18:01 67.9	30/10/2014 10:01 67.3	4/11/2014 16:31 65.4	10/11/2014 11:01 69.2	14/11/2014 17:31 64.7	20/11/2014 12:01 65.1	25/11/2014 18:31 65.0	30/10/2014 10:31 69.1	4/11/2014 17:01 65.2	10/11/2014 11:31 55.8	14/11/2014 18:01 64.2	20/11/2014 12:31 65.5	26/11/2014 7:01 64.4	30/10/2014 11:01 68.2	4/11/2014 17:31 64.0	10/11/2014 12:01 72.2	14/11/2014 18:31 64.0	20/11/2014 13:01 67.7	26/11/2014 7:31 65.2	30/10/2014 11:31 66.3	4/11/2014 18:01 63.7	10/11/2014 12:31 68.6	15/11/2014 7:01 63.3	20/11/2014 13:31 67.9	26/11/2014 8:01 66.4	30/10/2014 12:01 67.0	4/11/2014 18:31 63.9	10/11/2014 13:01 68.2	15/11/2014 7:31 64.0	20/11/2014 14:01 68.0	26/11/2014 8:31 68.8	30/10/2014 12:31 65.7	5/11/2014 7:01 64.3	10/11/2014 13:31 68.3	15/11/2014 8:01 64.8	20/11/2014 14:31 67.7	26/11/2014 9:01 68.7	30/10/2014 13:01 67.2	5/11/2014 7:31 65.2	10/11/2014 14:01 67.6	15/11/2014 8:31 65.5	20/11/2014 15:01 67.2	26/11/2014 9:31 68.8	30/10/2014 13:31 67.1	5/11/2014 8:01 64.8	10/11/2014 14:31 66.1	15/11/2014 9:01 66.1	20/11/2014 15:31 66.4	26/11/2014 10:01 68.2	30/10/2014 14:01 66.8	5/11/2014 8:31 65.9	10/11/2014 15:01 66.3	15/11/2014 9:31 66.5	20/11/2014 16:01 67.8	26/11/2014 10:31 69.1	30/10/2014 14:31 66.5	5/11/2014 9:01 66.4	10/11/2014 15:31 67.2	15/11/2014 10:01 65.5	20/11/2014 16:31 68.4	26/11/2014 11:01 68.5	30/10/2014 15:01 67.6	5/11/2014 9:31 66.3	10/11/2014 16:01 72.0	15/11/2014 10:31 65.9	20/11/2014 17:01 68.8	26/11/2014 11:31 67.3	30/10/2014 15:31 67.7	5/11/2014 10:01 66.1	10/11/2014 16:31 67.3	15/11/2014 11:01 65.8	20/11/2014 17:31 67.8	26/11/2014 12:01 65.7	30/10/2014 16:01 67.6	5/11/2014 10:31 66.3	10/11/2014 17:01 66.3	15/11/2014 11:31 64.9	20/11/2014 18:01 68.4	26/11/2014 12:31 65.8	30/10/2014 16:31 67.2	5/11/2014 11:01 65.7	10/11/2014 17:31 65.1	15/11/2014 12:01 64.7	20/11/2014 18:31 65.5	26/11/2014 13:01 69.2	30/10/2014 17:01 67.6	5/11/2014 11:31 65.7	10/11/2014 18:01 65.2	15/11/2014 12:31 64.6	21/11/2014 7:01 64.6	26/11/2014 13:31 67.6	30/10/2014 17:31 65.5	5/11/2014 12:01 64.3	10/11/2014 18:31 65.4	15/11/2014 13:01 65.2	21/11/2014 7:31 65.5	26/11/2014 14:01 68.2	30/10/2014 18:01 64.7	5/11/2014 12:31 63.8	11/11/2014 7:01 64.9	15/11/2014 13:31 65.9	21/11/2014 8:01 66.7	26/11/2014 14:31 68.1	30/10/2014 18:31 65.4	5/11/2014 13:01 66.3	11/11/2014 7:31 65.3	15/11/2014 14:01 65.5	21/11/2014 8:31 69.0	26/11/2014 15:01 67.9	31/10/2014 7:01 64.5	5/11/2014 13:31 66.9	11/11/2014 8:01 64.8	15/11/2014 14:31 65.7	21/11/2014 9:01 69.1	26/11/2014 15:31 67.5	31/10/2014 7:31 65.1	5/11/2014 14:01 66																																																																																																																																																																																																																																																																																																						
29/10/2014 18:31 64.7	4/11/2014 13:01 66.9	10/11/2014 7:31 66.1	14/11/2014 14:01 66.4	20/11/2014 8:31 67.3	25/11/2014 15:01 66.5	30/10/2014 7:01 64.4	4/11/2014 13:31 67.0	10/11/2014 8:01 65.1	14/11/2014 14:31 67.8	20/11/2014 9:01 67.9	25/11/2014 15:31 66.8	30/10/2014 7:31 65.3	4/11/2014 14:01 66.9	10/11/2014 8:31 66.9	14/11/2014 15:01 67.4	20/11/2014 9:31 67.7	25/11/2014 16:01 67.5	30/10/2014 8:01 65.2	4/11/2014 14:31 66.7	10/11/2014 9:01 67.5	14/11/2014 15:31 65.9	20/11/2014 10:01 67.8	25/11/2014 16:31 67.9	30/10/2014 8:31 65.6	4/11/2014 15:01 66.1	10/11/2014 9:31 66.3	14/11/2014 16:01 68.2	20/11/2014 10:31 68.2	25/11/2014 17:01 68.1	30/10/2014 9:01 65.9	4/11/2014 15:31 65.3	10/11/2014 10:01 66.9	14/11/2014 16:31 67.5	20/11/2014 11:01 68.2	25/11/2014 17:31 67.8	30/10/2014 9:31 66.4	4/11/2014 16:01 65.2	10/11/2014 10:31 68.9	14/11/2014 17:01 68.4	20/11/2014 11:31 66.5	25/11/2014 18:01 67.9	30/10/2014 10:01 67.3	4/11/2014 16:31 65.4	10/11/2014 11:01 69.2	14/11/2014 17:31 64.7	20/11/2014 12:01 65.1	25/11/2014 18:31 65.0	30/10/2014 10:31 69.1	4/11/2014 17:01 65.2	10/11/2014 11:31 55.8	14/11/2014 18:01 64.2	20/11/2014 12:31 65.5	26/11/2014 7:01 64.4	30/10/2014 11:01 68.2	4/11/2014 17:31 64.0	10/11/2014 12:01 72.2	14/11/2014 18:31 64.0	20/11/2014 13:01 67.7	26/11/2014 7:31 65.2	30/10/2014 11:31 66.3	4/11/2014 18:01 63.7	10/11/2014 12:31 68.6	15/11/2014 7:01 63.3	20/11/2014 13:31 67.9	26/11/2014 8:01 66.4	30/10/2014 12:01 67.0	4/11/2014 18:31 63.9	10/11/2014 13:01 68.2	15/11/2014 7:31 64.0	20/11/2014 14:01 68.0	26/11/2014 8:31 68.8	30/10/2014 12:31 65.7	5/11/2014 7:01 64.3	10/11/2014 13:31 68.3	15/11/2014 8:01 64.8	20/11/2014 14:31 67.7	26/11/2014 9:01 68.7	30/10/2014 13:01 67.2	5/11/2014 7:31 65.2	10/11/2014 14:01 67.6	15/11/2014 8:31 65.5	20/11/2014 15:01 67.2	26/11/2014 9:31 68.8	30/10/2014 13:31 67.1	5/11/2014 8:01 64.8	10/11/2014 14:31 66.1	15/11/2014 9:01 66.1	20/11/2014 15:31 66.4	26/11/2014 10:01 68.2	30/10/2014 14:01 66.8	5/11/2014 8:31 65.9	10/11/2014 15:01 66.3	15/11/2014 9:31 66.5	20/11/2014 16:01 67.8	26/11/2014 10:31 69.1	30/10/2014 14:31 66.5	5/11/2014 9:01 66.4	10/11/2014 15:31 67.2	15/11/2014 10:01 65.5	20/11/2014 16:31 68.4	26/11/2014 11:01 68.5	30/10/2014 15:01 67.6	5/11/2014 9:31 66.3	10/11/2014 16:01 72.0	15/11/2014 10:31 65.9	20/11/2014 17:01 68.8	26/11/2014 11:31 67.3	30/10/2014 15:31 67.7	5/11/2014 10:01 66.1	10/11/2014 16:31 67.3	15/11/2014 11:01 65.8	20/11/2014 17:31 67.8	26/11/2014 12:01 65.7	30/10/2014 16:01 67.6	5/11/2014 10:31 66.3	10/11/2014 17:01 66.3	15/11/2014 11:31 64.9	20/11/2014 18:01 68.4	26/11/2014 12:31 65.8	30/10/2014 16:31 67.2	5/11/2014 11:01 65.7	10/11/2014 17:31 65.1	15/11/2014 12:01 64.7	20/11/2014 18:31 65.5	26/11/2014 13:01 69.2	30/10/2014 17:01 67.6	5/11/2014 11:31 65.7	10/11/2014 18:01 65.2	15/11/2014 12:31 64.6	21/11/2014 7:01 64.6	26/11/2014 13:31 67.6	30/10/2014 17:31 65.5	5/11/2014 12:01 64.3	10/11/2014 18:31 65.4	15/11/2014 13:01 65.2	21/11/2014 7:31 65.5	26/11/2014 14:01 68.2	30/10/2014 18:01 64.7	5/11/2014 12:31 63.8	11/11/2014 7:01 64.9	15/11/2014 13:31 65.9	21/11/2014 8:01 66.7	26/11/2014 14:31 68.1	30/10/2014 18:31 65.4	5/11/2014 13:01 66.3	11/11/2014 7:31 65.3	15/11/2014 14:01 65.5	21/11/2014 8:31 69.0	26/11/2014 15:01 67.9	31/10/2014 7:01 64.5	5/11/2014 13:31 66.9	11/11/2014 8:01 64.8	15/11/2014 14:31 65.7	21/11/2014 9:01 69.1	26/11/2014 15:31 67.5	31/10/2014 7:31 65.1	5/11/2014 14:01 66																																																																																																																																																																																																																																																																																																												
30/10/2014 7:01 64.4	4/11/2014 13:31 67.0	10/11/2014 8:01 65.1	14/11/2014 14:31 67.8	20/11/2014 9:01 67.9	25/11/2014 15:31 66.8	30/10/2014 7:31 65.3	4/11/2014 14:01 66.9	10/11/2014 8:31 66.9	14/11/2014 15:01 67.4	20/11/2014 9:31 67.7	25/11/2014 16:01 67.5	30/10/2014 8:01 65.2	4/11/2014 14:31 66.7	10/11/2014 9:01 67.5	14/11/2014 15:31 65.9	20/11/2014 10:01 67.8	25/11/2014 16:31 67.9	30/10/2014 8:31 65.6	4/11/2014 15:01 66.1	10/11/2014 9:31 66.3	14/11/2014 16:01 68.2	20/11/2014 10:31 68.2	25/11/2014 17:01 68.1	30/10/2014 9:01 65.9	4/11/2014 15:31 65.3	10/11/2014 10:01 66.9	14/11/2014 16:31 67.5	20/11/2014 11:01 68.2	25/11/2014 17:31 67.8	30/10/2014 9:31 66.4	4/11/2014 16:01 65.2	10/11/2014 10:31 68.9	14/11/2014 17:01 68.4	20/11/2014 11:31 66.5	25/11/2014 18:01 67.9	30/10/2014 10:01 67.3	4/11/2014 16:31 65.4	10/11/2014 11:01 69.2	14/11/2014 17:31 64.7	20/11/2014 12:01 65.1	25/11/2014 18:31 65.0	30/10/2014 10:31 69.1	4/11/2014 17:01 65.2	10/11/2014 11:31 55.8	14/11/2014 18:01 64.2	20/11/2014 12:31 65.5	26/11/2014 7:01 64.4	30/10/2014 11:01 68.2	4/11/2014 17:31 64.0	10/11/2014 12:01 72.2	14/11/2014 18:31 64.0	20/11/2014 13:01 67.7	26/11/2014 7:31 65.2	30/10/2014 11:31 66.3	4/11/2014 18:01 63.7	10/11/2014 12:31 68.6	15/11/2014 7:01 63.3	20/11/2014 13:31 67.9	26/11/2014 8:01 66.4	30/10/2014 12:01 67.0	4/11/2014 18:31 63.9	10/11/2014 13:01 68.2	15/11/2014 7:31 64.0	20/11/2014 14:01 68.0	26/11/2014 8:31 68.8	30/10/2014 12:31 65.7	5/11/2014 7:01 64.3	10/11/2014 13:31 68.3	15/11/2014 8:01 64.8	20/11/2014 14:31 67.7	26/11/2014 9:01 68.7	30/10/2014 13:01 67.2	5/11/2014 7:31 65.2	10/11/2014 14:01 67.6	15/11/2014 8:31 65.5	20/11/2014 15:01 67.2	26/11/2014 9:31 68.8	30/10/2014 13:31 67.1	5/11/2014 8:01 64.8	10/11/2014 14:31 66.1	15/11/2014 9:01 66.1	20/11/2014 15:31 66.4	26/11/2014 10:01 68.2	30/10/2014 14:01 66.8	5/11/2014 8:31 65.9	10/11/2014 15:01 66.3	15/11/2014 9:31 66.5	20/11/2014 16:01 67.8	26/11/2014 10:31 69.1	30/10/2014 14:31 66.5	5/11/2014 9:01 66.4	10/11/2014 15:31 67.2	15/11/2014 10:01 65.5	20/11/2014 16:31 68.4	26/11/2014 11:01 68.5	30/10/2014 15:01 67.6	5/11/2014 9:31 66.3	10/11/2014 16:01 72.0	15/11/2014 10:31 65.9	20/11/2014 17:01 68.8	26/11/2014 11:31 67.3	30/10/2014 15:31 67.7	5/11/2014 10:01 66.1	10/11/2014 16:31 67.3	15/11/2014 11:01 65.8	20/11/2014 17:31 67.8	26/11/2014 12:01 65.7	30/10/2014 16:01 67.6	5/11/2014 10:31 66.3	10/11/2014 17:01 66.3	15/11/2014 11:31 64.9	20/11/2014 18:01 68.4	26/11/2014 12:31 65.8	30/10/2014 16:31 67.2	5/11/2014 11:01 65.7	10/11/2014 17:31 65.1	15/11/2014 12:01 64.7	20/11/2014 18:31 65.5	26/11/2014 13:01 69.2	30/10/2014 17:01 67.6	5/11/2014 11:31 65.7	10/11/2014 18:01 65.2	15/11/2014 12:31 64.6	21/11/2014 7:01 64.6	26/11/2014 13:31 67.6	30/10/2014 17:31 65.5	5/11/2014 12:01 64.3	10/11/2014 18:31 65.4	15/11/2014 13:01 65.2	21/11/2014 7:31 65.5	26/11/2014 14:01 68.2	30/10/2014 18:01 64.7	5/11/2014 12:31 63.8	11/11/2014 7:01 64.9	15/11/2014 13:31 65.9	21/11/2014 8:01 66.7	26/11/2014 14:31 68.1	30/10/2014 18:31 65.4	5/11/2014 13:01 66.3	11/11/2014 7:31 65.3	15/11/2014 14:01 65.5	21/11/2014 8:31 69.0	26/11/2014 15:01 67.9	31/10/2014 7:01 64.5	5/11/2014 13:31 66.9	11/11/2014 8:01 64.8	15/11/2014 14:31 65.7	21/11/2014 9:01 69.1	26/11/2014 15:31 67.5	31/10/2014 7:31 65.1	5/11/2014 14:01 66																																																																																																																																																																																																																																																																																																																		
30/10/2014 7:31 65.3	4/11/2014 14:01 66.9	10/11/2014 8:31 66.9	14/11/2014 15:01 67.4	20/11/2014 9:31 67.7	25/11/2014 16:01 67.5	30/10/2014 8:01 65.2	4/11/2014 14:31 66.7	10/11/2014 9:01 67.5	14/11/2014 15:31 65.9	20/11/2014 10:01 67.8	25/11/2014 16:31 67.9	30/10/2014 8:31 65.6	4/11/2014 15:01 66.1	10/11/2014 9:31 66.3	14/11/2014 16:01 68.2	20/11/2014 10:31 68.2	25/11/2014 17:01 68.1	30/10/2014 9:01 65.9	4/11/2014 15:31 65.3	10/11/2014 10:01 66.9	14/11/2014 16:31 67.5	20/11/2014 11:01 68.2	25/11/2014 17:31 67.8	30/10/2014 9:31 66.4	4/11/2014 16:01 65.2	10/11/2014 10:31 68.9	14/11/2014 17:01 68.4	20/11/2014 11:31 66.5	25/11/2014 18:01 67.9	30/10/2014 10:01 67.3	4/11/2014 16:31 65.4	10/11/2014 11:01 69.2	14/11/2014 17:31 64.7	20/11/2014 12:01 65.1	25/11/2014 18:31 65.0	30/10/2014 10:31 69.1	4/11/2014 17:01 65.2	10/11/2014 11:31 55.8	14/11/2014 18:01 64.2	20/11/2014 12:31 65.5	26/11/2014 7:01 64.4	30/10/2014 11:01 68.2	4/11/2014 17:31 64.0	10/11/2014 12:01 72.2	14/11/2014 18:31 64.0	20/11/2014 13:01 67.7	26/11/2014 7:31 65.2	30/10/2014 11:31 66.3	4/11/2014 18:01 63.7	10/11/2014 12:31 68.6	15/11/2014 7:01 63.3	20/11/2014 13:31 67.9	26/11/2014 8:01 66.4	30/10/2014 12:01 67.0	4/11/2014 18:31 63.9	10/11/2014 13:01 68.2	15/11/2014 7:31 64.0	20/11/2014 14:01 68.0	26/11/2014 8:31 68.8	30/10/2014 12:31 65.7	5/11/2014 7:01 64.3	10/11/2014 13:31 68.3	15/11/2014 8:01 64.8	20/11/2014 14:31 67.7	26/11/2014 9:01 68.7	30/10/2014 13:01 67.2	5/11/2014 7:31 65.2	10/11/2014 14:01 67.6	15/11/2014 8:31 65.5	20/11/2014 15:01 67.2	26/11/2014 9:31 68.8	30/10/2014 13:31 67.1	5/11/2014 8:01 64.8	10/11/2014 14:31 66.1	15/11/2014 9:01 66.1	20/11/2014 15:31 66.4	26/11/2014 10:01 68.2	30/10/2014 14:01 66.8	5/11/2014 8:31 65.9	10/11/2014 15:01 66.3	15/11/2014 9:31 66.5	20/11/2014 16:01 67.8	26/11/2014 10:31 69.1	30/10/2014 14:31 66.5	5/11/2014 9:01 66.4	10/11/2014 15:31 67.2	15/11/2014 10:01 65.5	20/11/2014 16:31 68.4	26/11/2014 11:01 68.5	30/10/2014 15:01 67.6	5/11/2014 9:31 66.3	10/11/2014 16:01 72.0	15/11/2014 10:31 65.9	20/11/2014 17:01 68.8	26/11/2014 11:31 67.3	30/10/2014 15:31 67.7	5/11/2014 10:01 66.1	10/11/2014 16:31 67.3	15/11/2014 11:01 65.8	20/11/2014 17:31 67.8	26/11/2014 12:01 65.7	30/10/2014 16:01 67.6	5/11/2014 10:31 66.3	10/11/2014 17:01 66.3	15/11/2014 11:31 64.9	20/11/2014 18:01 68.4	26/11/2014 12:31 65.8	30/10/2014 16:31 67.2	5/11/2014 11:01 65.7	10/11/2014 17:31 65.1	15/11/2014 12:01 64.7	20/11/2014 18:31 65.5	26/11/2014 13:01 69.2	30/10/2014 17:01 67.6	5/11/2014 11:31 65.7	10/11/2014 18:01 65.2	15/11/2014 12:31 64.6	21/11/2014 7:01 64.6	26/11/2014 13:31 67.6	30/10/2014 17:31 65.5	5/11/2014 12:01 64.3	10/11/2014 18:31 65.4	15/11/2014 13:01 65.2	21/11/2014 7:31 65.5	26/11/2014 14:01 68.2	30/10/2014 18:01 64.7	5/11/2014 12:31 63.8	11/11/2014 7:01 64.9	15/11/2014 13:31 65.9	21/11/2014 8:01 66.7	26/11/2014 14:31 68.1	30/10/2014 18:31 65.4	5/11/2014 13:01 66.3	11/11/2014 7:31 65.3	15/11/2014 14:01 65.5	21/11/2014 8:31 69.0	26/11/2014 15:01 67.9	31/10/2014 7:01 64.5	5/11/2014 13:31 66.9	11/11/2014 8:01 64.8	15/11/2014 14:31 65.7	21/11/2014 9:01 69.1	26/11/2014 15:31 67.5	31/10/2014 7:31 65.1	5/11/2014 14:01 66																																																																																																																																																																																																																																																																																																																								
30/10/2014 8:01 65.2	4/11/2014 14:31 66.7	10/11/2014 9:01 67.5	14/11/2014 15:31 65.9	20/11/2014 10:01 67.8	25/11/2014 16:31 67.9	30/10/2014 8:31 65.6	4/11/2014 15:01 66.1	10/11/2014 9:31 66.3	14/11/2014 16:01 68.2	20/11/2014 10:31 68.2	25/11/2014 17:01 68.1	30/10/2014 9:01 65.9	4/11/2014 15:31 65.3	10/11/2014 10:01 66.9	14/11/2014 16:31 67.5	20/11/2014 11:01 68.2	25/11/2014 17:31 67.8	30/10/2014 9:31 66.4	4/11/2014 16:01 65.2	10/11/2014 10:31 68.9	14/11/2014 17:01 68.4	20/11/2014 11:31 66.5	25/11/2014 18:01 67.9	30/10/2014 10:01 67.3	4/11/2014 16:31 65.4	10/11/2014 11:01 69.2	14/11/2014 17:31 64.7	20/11/2014 12:01 65.1	25/11/2014 18:31 65.0	30/10/2014 10:31 69.1	4/11/2014 17:01 65.2	10/11/2014 11:31 55.8	14/11/2014 18:01 64.2	20/11/2014 12:31 65.5	26/11/2014 7:01 64.4	30/10/2014 11:01 68.2	4/11/2014 17:31 64.0	10/11/2014 12:01 72.2	14/11/2014 18:31 64.0	20/11/2014 13:01 67.7	26/11/2014 7:31 65.2	30/10/2014 11:31 66.3	4/11/2014 18:01 63.7	10/11/2014 12:31 68.6	15/11/2014 7:01 63.3	20/11/2014 13:31 67.9	26/11/2014 8:01 66.4	30/10/2014 12:01 67.0	4/11/2014 18:31 63.9	10/11/2014 13:01 68.2	15/11/2014 7:31 64.0	20/11/2014 14:01 68.0	26/11/2014 8:31 68.8	30/10/2014 12:31 65.7	5/11/2014 7:01 64.3	10/11/2014 13:31 68.3	15/11/2014 8:01 64.8	20/11/2014 14:31 67.7	26/11/2014 9:01 68.7	30/10/2014 13:01 67.2	5/11/2014 7:31 65.2	10/11/2014 14:01 67.6	15/11/2014 8:31 65.5	20/11/2014 15:01 67.2	26/11/2014 9:31 68.8	30/10/2014 13:31 67.1	5/11/2014 8:01 64.8	10/11/2014 14:31 66.1	15/11/2014 9:01 66.1	20/11/2014 15:31 66.4	26/11/2014 10:01 68.2	30/10/2014 14:01 66.8	5/11/2014 8:31 65.9	10/11/2014 15:01 66.3	15/11/2014 9:31 66.5	20/11/2014 16:01 67.8	26/11/2014 10:31 69.1	30/10/2014 14:31 66.5	5/11/2014 9:01 66.4	10/11/2014 15:31 67.2	15/11/2014 10:01 65.5	20/11/2014 16:31 68.4	26/11/2014 11:01 68.5	30/10/2014 15:01 67.6	5/11/2014 9:31 66.3	10/11/2014 16:01 72.0	15/11/2014 10:31 65.9	20/11/2014 17:01 68.8	26/11/2014 11:31 67.3	30/10/2014 15:31 67.7	5/11/2014 10:01 66.1	10/11/2014 16:31 67.3	15/11/2014 11:01 65.8	20/11/2014 17:31 67.8	26/11/2014 12:01 65.7	30/10/2014 16:01 67.6	5/11/2014 10:31 66.3	10/11/2014 17:01 66.3	15/11/2014 11:31 64.9	20/11/2014 18:01 68.4	26/11/2014 12:31 65.8	30/10/2014 16:31 67.2	5/11/2014 11:01 65.7	10/11/2014 17:31 65.1	15/11/2014 12:01 64.7	20/11/2014 18:31 65.5	26/11/2014 13:01 69.2	30/10/2014 17:01 67.6	5/11/2014 11:31 65.7	10/11/2014 18:01 65.2	15/11/2014 12:31 64.6	21/11/2014 7:01 64.6	26/11/2014 13:31 67.6	30/10/2014 17:31 65.5	5/11/2014 12:01 64.3	10/11/2014 18:31 65.4	15/11/2014 13:01 65.2	21/11/2014 7:31 65.5	26/11/2014 14:01 68.2	30/10/2014 18:01 64.7	5/11/2014 12:31 63.8	11/11/2014 7:01 64.9	15/11/2014 13:31 65.9	21/11/2014 8:01 66.7	26/11/2014 14:31 68.1	30/10/2014 18:31 65.4	5/11/2014 13:01 66.3	11/11/2014 7:31 65.3	15/11/2014 14:01 65.5	21/11/2014 8:31 69.0	26/11/2014 15:01 67.9	31/10/2014 7:01 64.5	5/11/2014 13:31 66.9	11/11/2014 8:01 64.8	15/11/2014 14:31 65.7	21/11/2014 9:01 69.1	26/11/2014 15:31 67.5	31/10/2014 7:31 65.1	5/11/2014 14:01 66																																																																																																																																																																																																																																																																																																																														
30/10/2014 8:31 65.6	4/11/2014 15:01 66.1	10/11/2014 9:31 66.3	14/11/2014 16:01 68.2	20/11/2014 10:31 68.2	25/11/2014 17:01 68.1	30/10/2014 9:01 65.9	4/11/2014 15:31 65.3	10/11/2014 10:01 66.9	14/11/2014 16:31 67.5	20/11/2014 11:01 68.2	25/11/2014 17:31 67.8	30/10/2014 9:31 66.4	4/11/2014 16:01 65.2	10/11/2014 10:31 68.9	14/11/2014 17:01 68.4	20/11/2014 11:31 66.5	25/11/2014 18:01 67.9	30/10/2014 10:01 67.3	4/11/2014 16:31 65.4	10/11/2014 11:01 69.2	14/11/2014 17:31 64.7	20/11/2014 12:01 65.1	25/11/2014 18:31 65.0	30/10/2014 10:31 69.1	4/11/2014 17:01 65.2	10/11/2014 11:31 55.8	14/11/2014 18:01 64.2	20/11/2014 12:31 65.5	26/11/2014 7:01 64.4	30/10/2014 11:01 68.2	4/11/2014 17:31 64.0	10/11/2014 12:01 72.2	14/11/2014 18:31 64.0	20/11/2014 13:01 67.7	26/11/2014 7:31 65.2	30/10/2014 11:31 66.3	4/11/2014 18:01 63.7	10/11/2014 12:31 68.6	15/11/2014 7:01 63.3	20/11/2014 13:31 67.9	26/11/2014 8:01 66.4	30/10/2014 12:01 67.0	4/11/2014 18:31 63.9	10/11/2014 13:01 68.2	15/11/2014 7:31 64.0	20/11/2014 14:01 68.0	26/11/2014 8:31 68.8	30/10/2014 12:31 65.7	5/11/2014 7:01 64.3	10/11/2014 13:31 68.3	15/11/2014 8:01 64.8	20/11/2014 14:31 67.7	26/11/2014 9:01 68.7	30/10/2014 13:01 67.2	5/11/2014 7:31 65.2	10/11/2014 14:01 67.6	15/11/2014 8:31 65.5	20/11/2014 15:01 67.2	26/11/2014 9:31 68.8	30/10/2014 13:31 67.1	5/11/2014 8:01 64.8	10/11/2014 14:31 66.1	15/11/2014 9:01 66.1	20/11/2014 15:31 66.4	26/11/2014 10:01 68.2	30/10/2014 14:01 66.8	5/11/2014 8:31 65.9	10/11/2014 15:01 66.3	15/11/2014 9:31 66.5	20/11/2014 16:01 67.8	26/11/2014 10:31 69.1	30/10/2014 14:31 66.5	5/11/2014 9:01 66.4	10/11/2014 15:31 67.2	15/11/2014 10:01 65.5	20/11/2014 16:31 68.4	26/11/2014 11:01 68.5	30/10/2014 15:01 67.6	5/11/2014 9:31 66.3	10/11/2014 16:01 72.0	15/11/2014 10:31 65.9	20/11/2014 17:01 68.8	26/11/2014 11:31 67.3	30/10/2014 15:31 67.7	5/11/2014 10:01 66.1	10/11/2014 16:31 67.3	15/11/2014 11:01 65.8	20/11/2014 17:31 67.8	26/11/2014 12:01 65.7	30/10/2014 16:01 67.6	5/11/2014 10:31 66.3	10/11/2014 17:01 66.3	15/11/2014 11:31 64.9	20/11/2014 18:01 68.4	26/11/2014 12:31 65.8	30/10/2014 16:31 67.2	5/11/2014 11:01 65.7	10/11/2014 17:31 65.1	15/11/2014 12:01 64.7	20/11/2014 18:31 65.5	26/11/2014 13:01 69.2	30/10/2014 17:01 67.6	5/11/2014 11:31 65.7	10/11/2014 18:01 65.2	15/11/2014 12:31 64.6	21/11/2014 7:01 64.6	26/11/2014 13:31 67.6	30/10/2014 17:31 65.5	5/11/2014 12:01 64.3	10/11/2014 18:31 65.4	15/11/2014 13:01 65.2	21/11/2014 7:31 65.5	26/11/2014 14:01 68.2	30/10/2014 18:01 64.7	5/11/2014 12:31 63.8	11/11/2014 7:01 64.9	15/11/2014 13:31 65.9	21/11/2014 8:01 66.7	26/11/2014 14:31 68.1	30/10/2014 18:31 65.4	5/11/2014 13:01 66.3	11/11/2014 7:31 65.3	15/11/2014 14:01 65.5	21/11/2014 8:31 69.0	26/11/2014 15:01 67.9	31/10/2014 7:01 64.5	5/11/2014 13:31 66.9	11/11/2014 8:01 64.8	15/11/2014 14:31 65.7	21/11/2014 9:01 69.1	26/11/2014 15:31 67.5	31/10/2014 7:31 65.1	5/11/2014 14:01 66																																																																																																																																																																																																																																																																																																																																				
30/10/2014 9:01 65.9	4/11/2014 15:31 65.3	10/11/2014 10:01 66.9	14/11/2014 16:31 67.5	20/11/2014 11:01 68.2	25/11/2014 17:31 67.8	30/10/2014 9:31 66.4	4/11/2014 16:01 65.2	10/11/2014 10:31 68.9	14/11/2014 17:01 68.4	20/11/2014 11:31 66.5	25/11/2014 18:01 67.9	30/10/2014 10:01 67.3	4/11/2014 16:31 65.4	10/11/2014 11:01 69.2	14/11/2014 17:31 64.7	20/11/2014 12:01 65.1	25/11/2014 18:31 65.0	30/10/2014 10:31 69.1	4/11/2014 17:01 65.2	10/11/2014 11:31 55.8	14/11/2014 18:01 64.2	20/11/2014 12:31 65.5	26/11/2014 7:01 64.4	30/10/2014 11:01 68.2	4/11/2014 17:31 64.0	10/11/2014 12:01 72.2	14/11/2014 18:31 64.0	20/11/2014 13:01 67.7	26/11/2014 7:31 65.2	30/10/2014 11:31 66.3	4/11/2014 18:01 63.7	10/11/2014 12:31 68.6	15/11/2014 7:01 63.3	20/11/2014 13:31 67.9	26/11/2014 8:01 66.4	30/10/2014 12:01 67.0	4/11/2014 18:31 63.9	10/11/2014 13:01 68.2	15/11/2014 7:31 64.0	20/11/2014 14:01 68.0	26/11/2014 8:31 68.8	30/10/2014 12:31 65.7	5/11/2014 7:01 64.3	10/11/2014 13:31 68.3	15/11/2014 8:01 64.8	20/11/2014 14:31 67.7	26/11/2014 9:01 68.7	30/10/2014 13:01 67.2	5/11/2014 7:31 65.2	10/11/2014 14:01 67.6	15/11/2014 8:31 65.5	20/11/2014 15:01 67.2	26/11/2014 9:31 68.8	30/10/2014 13:31 67.1	5/11/2014 8:01 64.8	10/11/2014 14:31 66.1	15/11/2014 9:01 66.1	20/11/2014 15:31 66.4	26/11/2014 10:01 68.2	30/10/2014 14:01 66.8	5/11/2014 8:31 65.9	10/11/2014 15:01 66.3	15/11/2014 9:31 66.5	20/11/2014 16:01 67.8	26/11/2014 10:31 69.1	30/10/2014 14:31 66.5	5/11/2014 9:01 66.4	10/11/2014 15:31 67.2	15/11/2014 10:01 65.5	20/11/2014 16:31 68.4	26/11/2014 11:01 68.5	30/10/2014 15:01 67.6	5/11/2014 9:31 66.3	10/11/2014 16:01 72.0	15/11/2014 10:31 65.9	20/11/2014 17:01 68.8	26/11/2014 11:31 67.3	30/10/2014 15:31 67.7	5/11/2014 10:01 66.1	10/11/2014 16:31 67.3	15/11/2014 11:01 65.8	20/11/2014 17:31 67.8	26/11/2014 12:01 65.7	30/10/2014 16:01 67.6	5/11/2014 10:31 66.3	10/11/2014 17:01 66.3	15/11/2014 11:31 64.9	20/11/2014 18:01 68.4	26/11/2014 12:31 65.8	30/10/2014 16:31 67.2	5/11/2014 11:01 65.7	10/11/2014 17:31 65.1	15/11/2014 12:01 64.7	20/11/2014 18:31 65.5	26/11/2014 13:01 69.2	30/10/2014 17:01 67.6	5/11/2014 11:31 65.7	10/11/2014 18:01 65.2	15/11/2014 12:31 64.6	21/11/2014 7:01 64.6	26/11/2014 13:31 67.6	30/10/2014 17:31 65.5	5/11/2014 12:01 64.3	10/11/2014 18:31 65.4	15/11/2014 13:01 65.2	21/11/2014 7:31 65.5	26/11/2014 14:01 68.2	30/10/2014 18:01 64.7	5/11/2014 12:31 63.8	11/11/2014 7:01 64.9	15/11/2014 13:31 65.9	21/11/2014 8:01 66.7	26/11/2014 14:31 68.1	30/10/2014 18:31 65.4	5/11/2014 13:01 66.3	11/11/2014 7:31 65.3	15/11/2014 14:01 65.5	21/11/2014 8:31 69.0	26/11/2014 15:01 67.9	31/10/2014 7:01 64.5	5/11/2014 13:31 66.9	11/11/2014 8:01 64.8	15/11/2014 14:31 65.7	21/11/2014 9:01 69.1	26/11/2014 15:31 67.5	31/10/2014 7:31 65.1	5/11/2014 14:01 66																																																																																																																																																																																																																																																																																																																																										
30/10/2014 9:31 66.4	4/11/2014 16:01 65.2	10/11/2014 10:31 68.9	14/11/2014 17:01 68.4	20/11/2014 11:31 66.5	25/11/2014 18:01 67.9	30/10/2014 10:01 67.3	4/11/2014 16:31 65.4	10/11/2014 11:01 69.2	14/11/2014 17:31 64.7	20/11/2014 12:01 65.1	25/11/2014 18:31 65.0	30/10/2014 10:31 69.1	4/11/2014 17:01 65.2	10/11/2014 11:31 55.8	14/11/2014 18:01 64.2	20/11/2014 12:31 65.5	26/11/2014 7:01 64.4	30/10/2014 11:01 68.2	4/11/2014 17:31 64.0	10/11/2014 12:01 72.2	14/11/2014 18:31 64.0	20/11/2014 13:01 67.7	26/11/2014 7:31 65.2	30/10/2014 11:31 66.3	4/11/2014 18:01 63.7	10/11/2014 12:31 68.6	15/11/2014 7:01 63.3	20/11/2014 13:31 67.9	26/11/2014 8:01 66.4	30/10/2014 12:01 67.0	4/11/2014 18:31 63.9	10/11/2014 13:01 68.2	15/11/2014 7:31 64.0	20/11/2014 14:01 68.0	26/11/2014 8:31 68.8	30/10/2014 12:31 65.7	5/11/2014 7:01 64.3	10/11/2014 13:31 68.3	15/11/2014 8:01 64.8	20/11/2014 14:31 67.7	26/11/2014 9:01 68.7	30/10/2014 13:01 67.2	5/11/2014 7:31 65.2	10/11/2014 14:01 67.6	15/11/2014 8:31 65.5	20/11/2014 15:01 67.2	26/11/2014 9:31 68.8	30/10/2014 13:31 67.1	5/11/2014 8:01 64.8	10/11/2014 14:31 66.1	15/11/2014 9:01 66.1	20/11/2014 15:31 66.4	26/11/2014 10:01 68.2	30/10/2014 14:01 66.8	5/11/2014 8:31 65.9	10/11/2014 15:01 66.3	15/11/2014 9:31 66.5	20/11/2014 16:01 67.8	26/11/2014 10:31 69.1	30/10/2014 14:31 66.5	5/11/2014 9:01 66.4	10/11/2014 15:31 67.2	15/11/2014 10:01 65.5	20/11/2014 16:31 68.4	26/11/2014 11:01 68.5	30/10/2014 15:01 67.6	5/11/2014 9:31 66.3	10/11/2014 16:01 72.0	15/11/2014 10:31 65.9	20/11/2014 17:01 68.8	26/11/2014 11:31 67.3	30/10/2014 15:31 67.7	5/11/2014 10:01 66.1	10/11/2014 16:31 67.3	15/11/2014 11:01 65.8	20/11/2014 17:31 67.8	26/11/2014 12:01 65.7	30/10/2014 16:01 67.6	5/11/2014 10:31 66.3	10/11/2014 17:01 66.3	15/11/2014 11:31 64.9	20/11/2014 18:01 68.4	26/11/2014 12:31 65.8	30/10/2014 16:31 67.2	5/11/2014 11:01 65.7	10/11/2014 17:31 65.1	15/11/2014 12:01 64.7	20/11/2014 18:31 65.5	26/11/2014 13:01 69.2	30/10/2014 17:01 67.6	5/11/2014 11:31 65.7	10/11/2014 18:01 65.2	15/11/2014 12:31 64.6	21/11/2014 7:01 64.6	26/11/2014 13:31 67.6	30/10/2014 17:31 65.5	5/11/2014 12:01 64.3	10/11/2014 18:31 65.4	15/11/2014 13:01 65.2	21/11/2014 7:31 65.5	26/11/2014 14:01 68.2	30/10/2014 18:01 64.7	5/11/2014 12:31 63.8	11/11/2014 7:01 64.9	15/11/2014 13:31 65.9	21/11/2014 8:01 66.7	26/11/2014 14:31 68.1	30/10/2014 18:31 65.4	5/11/2014 13:01 66.3	11/11/2014 7:31 65.3	15/11/2014 14:01 65.5	21/11/2014 8:31 69.0	26/11/2014 15:01 67.9	31/10/2014 7:01 64.5	5/11/2014 13:31 66.9	11/11/2014 8:01 64.8	15/11/2014 14:31 65.7	21/11/2014 9:01 69.1	26/11/2014 15:31 67.5	31/10/2014 7:31 65.1	5/11/2014 14:01 66																																																																																																																																																																																																																																																																																																																																																
30/10/2014 10:01 67.3	4/11/2014 16:31 65.4	10/11/2014 11:01 69.2	14/11/2014 17:31 64.7	20/11/2014 12:01 65.1	25/11/2014 18:31 65.0	30/10/2014 10:31 69.1	4/11/2014 17:01 65.2	10/11/2014 11:31 55.8	14/11/2014 18:01 64.2	20/11/2014 12:31 65.5	26/11/2014 7:01 64.4	30/10/2014 11:01 68.2	4/11/2014 17:31 64.0	10/11/2014 12:01 72.2	14/11/2014 18:31 64.0	20/11/2014 13:01 67.7	26/11/2014 7:31 65.2	30/10/2014 11:31 66.3	4/11/2014 18:01 63.7	10/11/2014 12:31 68.6	15/11/2014 7:01 63.3	20/11/2014 13:31 67.9	26/11/2014 8:01 66.4	30/10/2014 12:01 67.0	4/11/2014 18:31 63.9	10/11/2014 13:01 68.2	15/11/2014 7:31 64.0	20/11/2014 14:01 68.0	26/11/2014 8:31 68.8	30/10/2014 12:31 65.7	5/11/2014 7:01 64.3	10/11/2014 13:31 68.3	15/11/2014 8:01 64.8	20/11/2014 14:31 67.7	26/11/2014 9:01 68.7	30/10/2014 13:01 67.2	5/11/2014 7:31 65.2	10/11/2014 14:01 67.6	15/11/2014 8:31 65.5	20/11/2014 15:01 67.2	26/11/2014 9:31 68.8	30/10/2014 13:31 67.1	5/11/2014 8:01 64.8	10/11/2014 14:31 66.1	15/11/2014 9:01 66.1	20/11/2014 15:31 66.4	26/11/2014 10:01 68.2	30/10/2014 14:01 66.8	5/11/2014 8:31 65.9	10/11/2014 15:01 66.3	15/11/2014 9:31 66.5	20/11/2014 16:01 67.8	26/11/2014 10:31 69.1	30/10/2014 14:31 66.5	5/11/2014 9:01 66.4	10/11/2014 15:31 67.2	15/11/2014 10:01 65.5	20/11/2014 16:31 68.4	26/11/2014 11:01 68.5	30/10/2014 15:01 67.6	5/11/2014 9:31 66.3	10/11/2014 16:01 72.0	15/11/2014 10:31 65.9	20/11/2014 17:01 68.8	26/11/2014 11:31 67.3	30/10/2014 15:31 67.7	5/11/2014 10:01 66.1	10/11/2014 16:31 67.3	15/11/2014 11:01 65.8	20/11/2014 17:31 67.8	26/11/2014 12:01 65.7	30/10/2014 16:01 67.6	5/11/2014 10:31 66.3	10/11/2014 17:01 66.3	15/11/2014 11:31 64.9	20/11/2014 18:01 68.4	26/11/2014 12:31 65.8	30/10/2014 16:31 67.2	5/11/2014 11:01 65.7	10/11/2014 17:31 65.1	15/11/2014 12:01 64.7	20/11/2014 18:31 65.5	26/11/2014 13:01 69.2	30/10/2014 17:01 67.6	5/11/2014 11:31 65.7	10/11/2014 18:01 65.2	15/11/2014 12:31 64.6	21/11/2014 7:01 64.6	26/11/2014 13:31 67.6	30/10/2014 17:31 65.5	5/11/2014 12:01 64.3	10/11/2014 18:31 65.4	15/11/2014 13:01 65.2	21/11/2014 7:31 65.5	26/11/2014 14:01 68.2	30/10/2014 18:01 64.7	5/11/2014 12:31 63.8	11/11/2014 7:01 64.9	15/11/2014 13:31 65.9	21/11/2014 8:01 66.7	26/11/2014 14:31 68.1	30/10/2014 18:31 65.4	5/11/2014 13:01 66.3	11/11/2014 7:31 65.3	15/11/2014 14:01 65.5	21/11/2014 8:31 69.0	26/11/2014 15:01 67.9	31/10/2014 7:01 64.5	5/11/2014 13:31 66.9	11/11/2014 8:01 64.8	15/11/2014 14:31 65.7	21/11/2014 9:01 69.1	26/11/2014 15:31 67.5	31/10/2014 7:31 65.1	5/11/2014 14:01 66																																																																																																																																																																																																																																																																																																																																																						
30/10/2014 10:31 69.1	4/11/2014 17:01 65.2	10/11/2014 11:31 55.8	14/11/2014 18:01 64.2	20/11/2014 12:31 65.5	26/11/2014 7:01 64.4	30/10/2014 11:01 68.2	4/11/2014 17:31 64.0	10/11/2014 12:01 72.2	14/11/2014 18:31 64.0	20/11/2014 13:01 67.7	26/11/2014 7:31 65.2	30/10/2014 11:31 66.3	4/11/2014 18:01 63.7	10/11/2014 12:31 68.6	15/11/2014 7:01 63.3	20/11/2014 13:31 67.9	26/11/2014 8:01 66.4	30/10/2014 12:01 67.0	4/11/2014 18:31 63.9	10/11/2014 13:01 68.2	15/11/2014 7:31 64.0	20/11/2014 14:01 68.0	26/11/2014 8:31 68.8	30/10/2014 12:31 65.7	5/11/2014 7:01 64.3	10/11/2014 13:31 68.3	15/11/2014 8:01 64.8	20/11/2014 14:31 67.7	26/11/2014 9:01 68.7	30/10/2014 13:01 67.2	5/11/2014 7:31 65.2	10/11/2014 14:01 67.6	15/11/2014 8:31 65.5	20/11/2014 15:01 67.2	26/11/2014 9:31 68.8	30/10/2014 13:31 67.1	5/11/2014 8:01 64.8	10/11/2014 14:31 66.1	15/11/2014 9:01 66.1	20/11/2014 15:31 66.4	26/11/2014 10:01 68.2	30/10/2014 14:01 66.8	5/11/2014 8:31 65.9	10/11/2014 15:01 66.3	15/11/2014 9:31 66.5	20/11/2014 16:01 67.8	26/11/2014 10:31 69.1	30/10/2014 14:31 66.5	5/11/2014 9:01 66.4	10/11/2014 15:31 67.2	15/11/2014 10:01 65.5	20/11/2014 16:31 68.4	26/11/2014 11:01 68.5	30/10/2014 15:01 67.6	5/11/2014 9:31 66.3	10/11/2014 16:01 72.0	15/11/2014 10:31 65.9	20/11/2014 17:01 68.8	26/11/2014 11:31 67.3	30/10/2014 15:31 67.7	5/11/2014 10:01 66.1	10/11/2014 16:31 67.3	15/11/2014 11:01 65.8	20/11/2014 17:31 67.8	26/11/2014 12:01 65.7	30/10/2014 16:01 67.6	5/11/2014 10:31 66.3	10/11/2014 17:01 66.3	15/11/2014 11:31 64.9	20/11/2014 18:01 68.4	26/11/2014 12:31 65.8	30/10/2014 16:31 67.2	5/11/2014 11:01 65.7	10/11/2014 17:31 65.1	15/11/2014 12:01 64.7	20/11/2014 18:31 65.5	26/11/2014 13:01 69.2	30/10/2014 17:01 67.6	5/11/2014 11:31 65.7	10/11/2014 18:01 65.2	15/11/2014 12:31 64.6	21/11/2014 7:01 64.6	26/11/2014 13:31 67.6	30/10/2014 17:31 65.5	5/11/2014 12:01 64.3	10/11/2014 18:31 65.4	15/11/2014 13:01 65.2	21/11/2014 7:31 65.5	26/11/2014 14:01 68.2	30/10/2014 18:01 64.7	5/11/2014 12:31 63.8	11/11/2014 7:01 64.9	15/11/2014 13:31 65.9	21/11/2014 8:01 66.7	26/11/2014 14:31 68.1	30/10/2014 18:31 65.4	5/11/2014 13:01 66.3	11/11/2014 7:31 65.3	15/11/2014 14:01 65.5	21/11/2014 8:31 69.0	26/11/2014 15:01 67.9	31/10/2014 7:01 64.5	5/11/2014 13:31 66.9	11/11/2014 8:01 64.8	15/11/2014 14:31 65.7	21/11/2014 9:01 69.1	26/11/2014 15:31 67.5	31/10/2014 7:31 65.1	5/11/2014 14:01 66																																																																																																																																																																																																																																																																																																																																																												
30/10/2014 11:01 68.2	4/11/2014 17:31 64.0	10/11/2014 12:01 72.2	14/11/2014 18:31 64.0	20/11/2014 13:01 67.7	26/11/2014 7:31 65.2	30/10/2014 11:31 66.3	4/11/2014 18:01 63.7	10/11/2014 12:31 68.6	15/11/2014 7:01 63.3	20/11/2014 13:31 67.9	26/11/2014 8:01 66.4	30/10/2014 12:01 67.0	4/11/2014 18:31 63.9	10/11/2014 13:01 68.2	15/11/2014 7:31 64.0	20/11/2014 14:01 68.0	26/11/2014 8:31 68.8	30/10/2014 12:31 65.7	5/11/2014 7:01 64.3	10/11/2014 13:31 68.3	15/11/2014 8:01 64.8	20/11/2014 14:31 67.7	26/11/2014 9:01 68.7	30/10/2014 13:01 67.2	5/11/2014 7:31 65.2	10/11/2014 14:01 67.6	15/11/2014 8:31 65.5	20/11/2014 15:01 67.2	26/11/2014 9:31 68.8	30/10/2014 13:31 67.1	5/11/2014 8:01 64.8	10/11/2014 14:31 66.1	15/11/2014 9:01 66.1	20/11/2014 15:31 66.4	26/11/2014 10:01 68.2	30/10/2014 14:01 66.8	5/11/2014 8:31 65.9	10/11/2014 15:01 66.3	15/11/2014 9:31 66.5	20/11/2014 16:01 67.8	26/11/2014 10:31 69.1	30/10/2014 14:31 66.5	5/11/2014 9:01 66.4	10/11/2014 15:31 67.2	15/11/2014 10:01 65.5	20/11/2014 16:31 68.4	26/11/2014 11:01 68.5	30/10/2014 15:01 67.6	5/11/2014 9:31 66.3	10/11/2014 16:01 72.0	15/11/2014 10:31 65.9	20/11/2014 17:01 68.8	26/11/2014 11:31 67.3	30/10/2014 15:31 67.7	5/11/2014 10:01 66.1	10/11/2014 16:31 67.3	15/11/2014 11:01 65.8	20/11/2014 17:31 67.8	26/11/2014 12:01 65.7	30/10/2014 16:01 67.6	5/11/2014 10:31 66.3	10/11/2014 17:01 66.3	15/11/2014 11:31 64.9	20/11/2014 18:01 68.4	26/11/2014 12:31 65.8	30/10/2014 16:31 67.2	5/11/2014 11:01 65.7	10/11/2014 17:31 65.1	15/11/2014 12:01 64.7	20/11/2014 18:31 65.5	26/11/2014 13:01 69.2	30/10/2014 17:01 67.6	5/11/2014 11:31 65.7	10/11/2014 18:01 65.2	15/11/2014 12:31 64.6	21/11/2014 7:01 64.6	26/11/2014 13:31 67.6	30/10/2014 17:31 65.5	5/11/2014 12:01 64.3	10/11/2014 18:31 65.4	15/11/2014 13:01 65.2	21/11/2014 7:31 65.5	26/11/2014 14:01 68.2	30/10/2014 18:01 64.7	5/11/2014 12:31 63.8	11/11/2014 7:01 64.9	15/11/2014 13:31 65.9	21/11/2014 8:01 66.7	26/11/2014 14:31 68.1	30/10/2014 18:31 65.4	5/11/2014 13:01 66.3	11/11/2014 7:31 65.3	15/11/2014 14:01 65.5	21/11/2014 8:31 69.0	26/11/2014 15:01 67.9	31/10/2014 7:01 64.5	5/11/2014 13:31 66.9	11/11/2014 8:01 64.8	15/11/2014 14:31 65.7	21/11/2014 9:01 69.1	26/11/2014 15:31 67.5	31/10/2014 7:31 65.1	5/11/2014 14:01 66																																																																																																																																																																																																																																																																																																																																																																		
30/10/2014 11:31 66.3	4/11/2014 18:01 63.7	10/11/2014 12:31 68.6	15/11/2014 7:01 63.3	20/11/2014 13:31 67.9	26/11/2014 8:01 66.4	30/10/2014 12:01 67.0	4/11/2014 18:31 63.9	10/11/2014 13:01 68.2	15/11/2014 7:31 64.0	20/11/2014 14:01 68.0	26/11/2014 8:31 68.8	30/10/2014 12:31 65.7	5/11/2014 7:01 64.3	10/11/2014 13:31 68.3	15/11/2014 8:01 64.8	20/11/2014 14:31 67.7	26/11/2014 9:01 68.7	30/10/2014 13:01 67.2	5/11/2014 7:31 65.2	10/11/2014 14:01 67.6	15/11/2014 8:31 65.5	20/11/2014 15:01 67.2	26/11/2014 9:31 68.8	30/10/2014 13:31 67.1	5/11/2014 8:01 64.8	10/11/2014 14:31 66.1	15/11/2014 9:01 66.1	20/11/2014 15:31 66.4	26/11/2014 10:01 68.2	30/10/2014 14:01 66.8	5/11/2014 8:31 65.9	10/11/2014 15:01 66.3	15/11/2014 9:31 66.5	20/11/2014 16:01 67.8	26/11/2014 10:31 69.1	30/10/2014 14:31 66.5	5/11/2014 9:01 66.4	10/11/2014 15:31 67.2	15/11/2014 10:01 65.5	20/11/2014 16:31 68.4	26/11/2014 11:01 68.5	30/10/2014 15:01 67.6	5/11/2014 9:31 66.3	10/11/2014 16:01 72.0	15/11/2014 10:31 65.9	20/11/2014 17:01 68.8	26/11/2014 11:31 67.3	30/10/2014 15:31 67.7	5/11/2014 10:01 66.1	10/11/2014 16:31 67.3	15/11/2014 11:01 65.8	20/11/2014 17:31 67.8	26/11/2014 12:01 65.7	30/10/2014 16:01 67.6	5/11/2014 10:31 66.3	10/11/2014 17:01 66.3	15/11/2014 11:31 64.9	20/11/2014 18:01 68.4	26/11/2014 12:31 65.8	30/10/2014 16:31 67.2	5/11/2014 11:01 65.7	10/11/2014 17:31 65.1	15/11/2014 12:01 64.7	20/11/2014 18:31 65.5	26/11/2014 13:01 69.2	30/10/2014 17:01 67.6	5/11/2014 11:31 65.7	10/11/2014 18:01 65.2	15/11/2014 12:31 64.6	21/11/2014 7:01 64.6	26/11/2014 13:31 67.6	30/10/2014 17:31 65.5	5/11/2014 12:01 64.3	10/11/2014 18:31 65.4	15/11/2014 13:01 65.2	21/11/2014 7:31 65.5	26/11/2014 14:01 68.2	30/10/2014 18:01 64.7	5/11/2014 12:31 63.8	11/11/2014 7:01 64.9	15/11/2014 13:31 65.9	21/11/2014 8:01 66.7	26/11/2014 14:31 68.1	30/10/2014 18:31 65.4	5/11/2014 13:01 66.3	11/11/2014 7:31 65.3	15/11/2014 14:01 65.5	21/11/2014 8:31 69.0	26/11/2014 15:01 67.9	31/10/2014 7:01 64.5	5/11/2014 13:31 66.9	11/11/2014 8:01 64.8	15/11/2014 14:31 65.7	21/11/2014 9:01 69.1	26/11/2014 15:31 67.5	31/10/2014 7:31 65.1	5/11/2014 14:01 66																																																																																																																																																																																																																																																																																																																																																																								
30/10/2014 12:01 67.0	4/11/2014 18:31 63.9	10/11/2014 13:01 68.2	15/11/2014 7:31 64.0	20/11/2014 14:01 68.0	26/11/2014 8:31 68.8	30/10/2014 12:31 65.7	5/11/2014 7:01 64.3	10/11/2014 13:31 68.3	15/11/2014 8:01 64.8	20/11/2014 14:31 67.7	26/11/2014 9:01 68.7	30/10/2014 13:01 67.2	5/11/2014 7:31 65.2	10/11/2014 14:01 67.6	15/11/2014 8:31 65.5	20/11/2014 15:01 67.2	26/11/2014 9:31 68.8	30/10/2014 13:31 67.1	5/11/2014 8:01 64.8	10/11/2014 14:31 66.1	15/11/2014 9:01 66.1	20/11/2014 15:31 66.4	26/11/2014 10:01 68.2	30/10/2014 14:01 66.8	5/11/2014 8:31 65.9	10/11/2014 15:01 66.3	15/11/2014 9:31 66.5	20/11/2014 16:01 67.8	26/11/2014 10:31 69.1	30/10/2014 14:31 66.5	5/11/2014 9:01 66.4	10/11/2014 15:31 67.2	15/11/2014 10:01 65.5	20/11/2014 16:31 68.4	26/11/2014 11:01 68.5	30/10/2014 15:01 67.6	5/11/2014 9:31 66.3	10/11/2014 16:01 72.0	15/11/2014 10:31 65.9	20/11/2014 17:01 68.8	26/11/2014 11:31 67.3	30/10/2014 15:31 67.7	5/11/2014 10:01 66.1	10/11/2014 16:31 67.3	15/11/2014 11:01 65.8	20/11/2014 17:31 67.8	26/11/2014 12:01 65.7	30/10/2014 16:01 67.6	5/11/2014 10:31 66.3	10/11/2014 17:01 66.3	15/11/2014 11:31 64.9	20/11/2014 18:01 68.4	26/11/2014 12:31 65.8	30/10/2014 16:31 67.2	5/11/2014 11:01 65.7	10/11/2014 17:31 65.1	15/11/2014 12:01 64.7	20/11/2014 18:31 65.5	26/11/2014 13:01 69.2	30/10/2014 17:01 67.6	5/11/2014 11:31 65.7	10/11/2014 18:01 65.2	15/11/2014 12:31 64.6	21/11/2014 7:01 64.6	26/11/2014 13:31 67.6	30/10/2014 17:31 65.5	5/11/2014 12:01 64.3	10/11/2014 18:31 65.4	15/11/2014 13:01 65.2	21/11/2014 7:31 65.5	26/11/2014 14:01 68.2	30/10/2014 18:01 64.7	5/11/2014 12:31 63.8	11/11/2014 7:01 64.9	15/11/2014 13:31 65.9	21/11/2014 8:01 66.7	26/11/2014 14:31 68.1	30/10/2014 18:31 65.4	5/11/2014 13:01 66.3	11/11/2014 7:31 65.3	15/11/2014 14:01 65.5	21/11/2014 8:31 69.0	26/11/2014 15:01 67.9	31/10/2014 7:01 64.5	5/11/2014 13:31 66.9	11/11/2014 8:01 64.8	15/11/2014 14:31 65.7	21/11/2014 9:01 69.1	26/11/2014 15:31 67.5	31/10/2014 7:31 65.1	5/11/2014 14:01 66																																																																																																																																																																																																																																																																																																																																																																														
30/10/2014 12:31 65.7	5/11/2014 7:01 64.3	10/11/2014 13:31 68.3	15/11/2014 8:01 64.8	20/11/2014 14:31 67.7	26/11/2014 9:01 68.7	30/10/2014 13:01 67.2	5/11/2014 7:31 65.2	10/11/2014 14:01 67.6	15/11/2014 8:31 65.5	20/11/2014 15:01 67.2	26/11/2014 9:31 68.8	30/10/2014 13:31 67.1	5/11/2014 8:01 64.8	10/11/2014 14:31 66.1	15/11/2014 9:01 66.1	20/11/2014 15:31 66.4	26/11/2014 10:01 68.2	30/10/2014 14:01 66.8	5/11/2014 8:31 65.9	10/11/2014 15:01 66.3	15/11/2014 9:31 66.5	20/11/2014 16:01 67.8	26/11/2014 10:31 69.1	30/10/2014 14:31 66.5	5/11/2014 9:01 66.4	10/11/2014 15:31 67.2	15/11/2014 10:01 65.5	20/11/2014 16:31 68.4	26/11/2014 11:01 68.5	30/10/2014 15:01 67.6	5/11/2014 9:31 66.3	10/11/2014 16:01 72.0	15/11/2014 10:31 65.9	20/11/2014 17:01 68.8	26/11/2014 11:31 67.3	30/10/2014 15:31 67.7	5/11/2014 10:01 66.1	10/11/2014 16:31 67.3	15/11/2014 11:01 65.8	20/11/2014 17:31 67.8	26/11/2014 12:01 65.7	30/10/2014 16:01 67.6	5/11/2014 10:31 66.3	10/11/2014 17:01 66.3	15/11/2014 11:31 64.9	20/11/2014 18:01 68.4	26/11/2014 12:31 65.8	30/10/2014 16:31 67.2	5/11/2014 11:01 65.7	10/11/2014 17:31 65.1	15/11/2014 12:01 64.7	20/11/2014 18:31 65.5	26/11/2014 13:01 69.2	30/10/2014 17:01 67.6	5/11/2014 11:31 65.7	10/11/2014 18:01 65.2	15/11/2014 12:31 64.6	21/11/2014 7:01 64.6	26/11/2014 13:31 67.6	30/10/2014 17:31 65.5	5/11/2014 12:01 64.3	10/11/2014 18:31 65.4	15/11/2014 13:01 65.2	21/11/2014 7:31 65.5	26/11/2014 14:01 68.2	30/10/2014 18:01 64.7	5/11/2014 12:31 63.8	11/11/2014 7:01 64.9	15/11/2014 13:31 65.9	21/11/2014 8:01 66.7	26/11/2014 14:31 68.1	30/10/2014 18:31 65.4	5/11/2014 13:01 66.3	11/11/2014 7:31 65.3	15/11/2014 14:01 65.5	21/11/2014 8:31 69.0	26/11/2014 15:01 67.9	31/10/2014 7:01 64.5	5/11/2014 13:31 66.9	11/11/2014 8:01 64.8	15/11/2014 14:31 65.7	21/11/2014 9:01 69.1	26/11/2014 15:31 67.5	31/10/2014 7:31 65.1	5/11/2014 14:01 66																																																																																																																																																																																																																																																																																																																																																																																				
30/10/2014 13:01 67.2	5/11/2014 7:31 65.2	10/11/2014 14:01 67.6	15/11/2014 8:31 65.5	20/11/2014 15:01 67.2	26/11/2014 9:31 68.8	30/10/2014 13:31 67.1	5/11/2014 8:01 64.8	10/11/2014 14:31 66.1	15/11/2014 9:01 66.1	20/11/2014 15:31 66.4	26/11/2014 10:01 68.2	30/10/2014 14:01 66.8	5/11/2014 8:31 65.9	10/11/2014 15:01 66.3	15/11/2014 9:31 66.5	20/11/2014 16:01 67.8	26/11/2014 10:31 69.1	30/10/2014 14:31 66.5	5/11/2014 9:01 66.4	10/11/2014 15:31 67.2	15/11/2014 10:01 65.5	20/11/2014 16:31 68.4	26/11/2014 11:01 68.5	30/10/2014 15:01 67.6	5/11/2014 9:31 66.3	10/11/2014 16:01 72.0	15/11/2014 10:31 65.9	20/11/2014 17:01 68.8	26/11/2014 11:31 67.3	30/10/2014 15:31 67.7	5/11/2014 10:01 66.1	10/11/2014 16:31 67.3	15/11/2014 11:01 65.8	20/11/2014 17:31 67.8	26/11/2014 12:01 65.7	30/10/2014 16:01 67.6	5/11/2014 10:31 66.3	10/11/2014 17:01 66.3	15/11/2014 11:31 64.9	20/11/2014 18:01 68.4	26/11/2014 12:31 65.8	30/10/2014 16:31 67.2	5/11/2014 11:01 65.7	10/11/2014 17:31 65.1	15/11/2014 12:01 64.7	20/11/2014 18:31 65.5	26/11/2014 13:01 69.2	30/10/2014 17:01 67.6	5/11/2014 11:31 65.7	10/11/2014 18:01 65.2	15/11/2014 12:31 64.6	21/11/2014 7:01 64.6	26/11/2014 13:31 67.6	30/10/2014 17:31 65.5	5/11/2014 12:01 64.3	10/11/2014 18:31 65.4	15/11/2014 13:01 65.2	21/11/2014 7:31 65.5	26/11/2014 14:01 68.2	30/10/2014 18:01 64.7	5/11/2014 12:31 63.8	11/11/2014 7:01 64.9	15/11/2014 13:31 65.9	21/11/2014 8:01 66.7	26/11/2014 14:31 68.1	30/10/2014 18:31 65.4	5/11/2014 13:01 66.3	11/11/2014 7:31 65.3	15/11/2014 14:01 65.5	21/11/2014 8:31 69.0	26/11/2014 15:01 67.9	31/10/2014 7:01 64.5	5/11/2014 13:31 66.9	11/11/2014 8:01 64.8	15/11/2014 14:31 65.7	21/11/2014 9:01 69.1	26/11/2014 15:31 67.5	31/10/2014 7:31 65.1	5/11/2014 14:01 66																																																																																																																																																																																																																																																																																																																																																																																										
30/10/2014 13:31 67.1	5/11/2014 8:01 64.8	10/11/2014 14:31 66.1	15/11/2014 9:01 66.1	20/11/2014 15:31 66.4	26/11/2014 10:01 68.2	30/10/2014 14:01 66.8	5/11/2014 8:31 65.9	10/11/2014 15:01 66.3	15/11/2014 9:31 66.5	20/11/2014 16:01 67.8	26/11/2014 10:31 69.1	30/10/2014 14:31 66.5	5/11/2014 9:01 66.4	10/11/2014 15:31 67.2	15/11/2014 10:01 65.5	20/11/2014 16:31 68.4	26/11/2014 11:01 68.5	30/10/2014 15:01 67.6	5/11/2014 9:31 66.3	10/11/2014 16:01 72.0	15/11/2014 10:31 65.9	20/11/2014 17:01 68.8	26/11/2014 11:31 67.3	30/10/2014 15:31 67.7	5/11/2014 10:01 66.1	10/11/2014 16:31 67.3	15/11/2014 11:01 65.8	20/11/2014 17:31 67.8	26/11/2014 12:01 65.7	30/10/2014 16:01 67.6	5/11/2014 10:31 66.3	10/11/2014 17:01 66.3	15/11/2014 11:31 64.9	20/11/2014 18:01 68.4	26/11/2014 12:31 65.8	30/10/2014 16:31 67.2	5/11/2014 11:01 65.7	10/11/2014 17:31 65.1	15/11/2014 12:01 64.7	20/11/2014 18:31 65.5	26/11/2014 13:01 69.2	30/10/2014 17:01 67.6	5/11/2014 11:31 65.7	10/11/2014 18:01 65.2	15/11/2014 12:31 64.6	21/11/2014 7:01 64.6	26/11/2014 13:31 67.6	30/10/2014 17:31 65.5	5/11/2014 12:01 64.3	10/11/2014 18:31 65.4	15/11/2014 13:01 65.2	21/11/2014 7:31 65.5	26/11/2014 14:01 68.2	30/10/2014 18:01 64.7	5/11/2014 12:31 63.8	11/11/2014 7:01 64.9	15/11/2014 13:31 65.9	21/11/2014 8:01 66.7	26/11/2014 14:31 68.1	30/10/2014 18:31 65.4	5/11/2014 13:01 66.3	11/11/2014 7:31 65.3	15/11/2014 14:01 65.5	21/11/2014 8:31 69.0	26/11/2014 15:01 67.9	31/10/2014 7:01 64.5	5/11/2014 13:31 66.9	11/11/2014 8:01 64.8	15/11/2014 14:31 65.7	21/11/2014 9:01 69.1	26/11/2014 15:31 67.5	31/10/2014 7:31 65.1	5/11/2014 14:01 66																																																																																																																																																																																																																																																																																																																																																																																																
30/10/2014 14:01 66.8	5/11/2014 8:31 65.9	10/11/2014 15:01 66.3	15/11/2014 9:31 66.5	20/11/2014 16:01 67.8	26/11/2014 10:31 69.1	30/10/2014 14:31 66.5	5/11/2014 9:01 66.4	10/11/2014 15:31 67.2	15/11/2014 10:01 65.5	20/11/2014 16:31 68.4	26/11/2014 11:01 68.5	30/10/2014 15:01 67.6	5/11/2014 9:31 66.3	10/11/2014 16:01 72.0	15/11/2014 10:31 65.9	20/11/2014 17:01 68.8	26/11/2014 11:31 67.3	30/10/2014 15:31 67.7	5/11/2014 10:01 66.1	10/11/2014 16:31 67.3	15/11/2014 11:01 65.8	20/11/2014 17:31 67.8	26/11/2014 12:01 65.7	30/10/2014 16:01 67.6	5/11/2014 10:31 66.3	10/11/2014 17:01 66.3	15/11/2014 11:31 64.9	20/11/2014 18:01 68.4	26/11/2014 12:31 65.8	30/10/2014 16:31 67.2	5/11/2014 11:01 65.7	10/11/2014 17:31 65.1	15/11/2014 12:01 64.7	20/11/2014 18:31 65.5	26/11/2014 13:01 69.2	30/10/2014 17:01 67.6	5/11/2014 11:31 65.7	10/11/2014 18:01 65.2	15/11/2014 12:31 64.6	21/11/2014 7:01 64.6	26/11/2014 13:31 67.6	30/10/2014 17:31 65.5	5/11/2014 12:01 64.3	10/11/2014 18:31 65.4	15/11/2014 13:01 65.2	21/11/2014 7:31 65.5	26/11/2014 14:01 68.2	30/10/2014 18:01 64.7	5/11/2014 12:31 63.8	11/11/2014 7:01 64.9	15/11/2014 13:31 65.9	21/11/2014 8:01 66.7	26/11/2014 14:31 68.1	30/10/2014 18:31 65.4	5/11/2014 13:01 66.3	11/11/2014 7:31 65.3	15/11/2014 14:01 65.5	21/11/2014 8:31 69.0	26/11/2014 15:01 67.9	31/10/2014 7:01 64.5	5/11/2014 13:31 66.9	11/11/2014 8:01 64.8	15/11/2014 14:31 65.7	21/11/2014 9:01 69.1	26/11/2014 15:31 67.5	31/10/2014 7:31 65.1	5/11/2014 14:01 66																																																																																																																																																																																																																																																																																																																																																																																																						
30/10/2014 14:31 66.5	5/11/2014 9:01 66.4	10/11/2014 15:31 67.2	15/11/2014 10:01 65.5	20/11/2014 16:31 68.4	26/11/2014 11:01 68.5	30/10/2014 15:01 67.6	5/11/2014 9:31 66.3	10/11/2014 16:01 72.0	15/11/2014 10:31 65.9	20/11/2014 17:01 68.8	26/11/2014 11:31 67.3	30/10/2014 15:31 67.7	5/11/2014 10:01 66.1	10/11/2014 16:31 67.3	15/11/2014 11:01 65.8	20/11/2014 17:31 67.8	26/11/2014 12:01 65.7	30/10/2014 16:01 67.6	5/11/2014 10:31 66.3	10/11/2014 17:01 66.3	15/11/2014 11:31 64.9	20/11/2014 18:01 68.4	26/11/2014 12:31 65.8	30/10/2014 16:31 67.2	5/11/2014 11:01 65.7	10/11/2014 17:31 65.1	15/11/2014 12:01 64.7	20/11/2014 18:31 65.5	26/11/2014 13:01 69.2	30/10/2014 17:01 67.6	5/11/2014 11:31 65.7	10/11/2014 18:01 65.2	15/11/2014 12:31 64.6	21/11/2014 7:01 64.6	26/11/2014 13:31 67.6	30/10/2014 17:31 65.5	5/11/2014 12:01 64.3	10/11/2014 18:31 65.4	15/11/2014 13:01 65.2	21/11/2014 7:31 65.5	26/11/2014 14:01 68.2	30/10/2014 18:01 64.7	5/11/2014 12:31 63.8	11/11/2014 7:01 64.9	15/11/2014 13:31 65.9	21/11/2014 8:01 66.7	26/11/2014 14:31 68.1	30/10/2014 18:31 65.4	5/11/2014 13:01 66.3	11/11/2014 7:31 65.3	15/11/2014 14:01 65.5	21/11/2014 8:31 69.0	26/11/2014 15:01 67.9	31/10/2014 7:01 64.5	5/11/2014 13:31 66.9	11/11/2014 8:01 64.8	15/11/2014 14:31 65.7	21/11/2014 9:01 69.1	26/11/2014 15:31 67.5	31/10/2014 7:31 65.1	5/11/2014 14:01 66																																																																																																																																																																																																																																																																																																																																																																																																												
30/10/2014 15:01 67.6	5/11/2014 9:31 66.3	10/11/2014 16:01 72.0	15/11/2014 10:31 65.9	20/11/2014 17:01 68.8	26/11/2014 11:31 67.3	30/10/2014 15:31 67.7	5/11/2014 10:01 66.1	10/11/2014 16:31 67.3	15/11/2014 11:01 65.8	20/11/2014 17:31 67.8	26/11/2014 12:01 65.7	30/10/2014 16:01 67.6	5/11/2014 10:31 66.3	10/11/2014 17:01 66.3	15/11/2014 11:31 64.9	20/11/2014 18:01 68.4	26/11/2014 12:31 65.8	30/10/2014 16:31 67.2	5/11/2014 11:01 65.7	10/11/2014 17:31 65.1	15/11/2014 12:01 64.7	20/11/2014 18:31 65.5	26/11/2014 13:01 69.2	30/10/2014 17:01 67.6	5/11/2014 11:31 65.7	10/11/2014 18:01 65.2	15/11/2014 12:31 64.6	21/11/2014 7:01 64.6	26/11/2014 13:31 67.6	30/10/2014 17:31 65.5	5/11/2014 12:01 64.3	10/11/2014 18:31 65.4	15/11/2014 13:01 65.2	21/11/2014 7:31 65.5	26/11/2014 14:01 68.2	30/10/2014 18:01 64.7	5/11/2014 12:31 63.8	11/11/2014 7:01 64.9	15/11/2014 13:31 65.9	21/11/2014 8:01 66.7	26/11/2014 14:31 68.1	30/10/2014 18:31 65.4	5/11/2014 13:01 66.3	11/11/2014 7:31 65.3	15/11/2014 14:01 65.5	21/11/2014 8:31 69.0	26/11/2014 15:01 67.9	31/10/2014 7:01 64.5	5/11/2014 13:31 66.9	11/11/2014 8:01 64.8	15/11/2014 14:31 65.7	21/11/2014 9:01 69.1	26/11/2014 15:31 67.5	31/10/2014 7:31 65.1	5/11/2014 14:01 66																																																																																																																																																																																																																																																																																																																																																																																																																		
30/10/2014 15:31 67.7	5/11/2014 10:01 66.1	10/11/2014 16:31 67.3	15/11/2014 11:01 65.8	20/11/2014 17:31 67.8	26/11/2014 12:01 65.7	30/10/2014 16:01 67.6	5/11/2014 10:31 66.3	10/11/2014 17:01 66.3	15/11/2014 11:31 64.9	20/11/2014 18:01 68.4	26/11/2014 12:31 65.8	30/10/2014 16:31 67.2	5/11/2014 11:01 65.7	10/11/2014 17:31 65.1	15/11/2014 12:01 64.7	20/11/2014 18:31 65.5	26/11/2014 13:01 69.2	30/10/2014 17:01 67.6	5/11/2014 11:31 65.7	10/11/2014 18:01 65.2	15/11/2014 12:31 64.6	21/11/2014 7:01 64.6	26/11/2014 13:31 67.6	30/10/2014 17:31 65.5	5/11/2014 12:01 64.3	10/11/2014 18:31 65.4	15/11/2014 13:01 65.2	21/11/2014 7:31 65.5	26/11/2014 14:01 68.2	30/10/2014 18:01 64.7	5/11/2014 12:31 63.8	11/11/2014 7:01 64.9	15/11/2014 13:31 65.9	21/11/2014 8:01 66.7	26/11/2014 14:31 68.1	30/10/2014 18:31 65.4	5/11/2014 13:01 66.3	11/11/2014 7:31 65.3	15/11/2014 14:01 65.5	21/11/2014 8:31 69.0	26/11/2014 15:01 67.9	31/10/2014 7:01 64.5	5/11/2014 13:31 66.9	11/11/2014 8:01 64.8	15/11/2014 14:31 65.7	21/11/2014 9:01 69.1	26/11/2014 15:31 67.5	31/10/2014 7:31 65.1	5/11/2014 14:01 66																																																																																																																																																																																																																																																																																																																																																																																																																								
30/10/2014 16:01 67.6	5/11/2014 10:31 66.3	10/11/2014 17:01 66.3	15/11/2014 11:31 64.9	20/11/2014 18:01 68.4	26/11/2014 12:31 65.8	30/10/2014 16:31 67.2	5/11/2014 11:01 65.7	10/11/2014 17:31 65.1	15/11/2014 12:01 64.7	20/11/2014 18:31 65.5	26/11/2014 13:01 69.2	30/10/2014 17:01 67.6	5/11/2014 11:31 65.7	10/11/2014 18:01 65.2	15/11/2014 12:31 64.6	21/11/2014 7:01 64.6	26/11/2014 13:31 67.6	30/10/2014 17:31 65.5	5/11/2014 12:01 64.3	10/11/2014 18:31 65.4	15/11/2014 13:01 65.2	21/11/2014 7:31 65.5	26/11/2014 14:01 68.2	30/10/2014 18:01 64.7	5/11/2014 12:31 63.8	11/11/2014 7:01 64.9	15/11/2014 13:31 65.9	21/11/2014 8:01 66.7	26/11/2014 14:31 68.1	30/10/2014 18:31 65.4	5/11/2014 13:01 66.3	11/11/2014 7:31 65.3	15/11/2014 14:01 65.5	21/11/2014 8:31 69.0	26/11/2014 15:01 67.9	31/10/2014 7:01 64.5	5/11/2014 13:31 66.9	11/11/2014 8:01 64.8	15/11/2014 14:31 65.7	21/11/2014 9:01 69.1	26/11/2014 15:31 67.5	31/10/2014 7:31 65.1	5/11/2014 14:01 66																																																																																																																																																																																																																																																																																																																																																																																																																														
30/10/2014 16:31 67.2	5/11/2014 11:01 65.7	10/11/2014 17:31 65.1	15/11/2014 12:01 64.7	20/11/2014 18:31 65.5	26/11/2014 13:01 69.2	30/10/2014 17:01 67.6	5/11/2014 11:31 65.7	10/11/2014 18:01 65.2	15/11/2014 12:31 64.6	21/11/2014 7:01 64.6	26/11/2014 13:31 67.6	30/10/2014 17:31 65.5	5/11/2014 12:01 64.3	10/11/2014 18:31 65.4	15/11/2014 13:01 65.2	21/11/2014 7:31 65.5	26/11/2014 14:01 68.2	30/10/2014 18:01 64.7	5/11/2014 12:31 63.8	11/11/2014 7:01 64.9	15/11/2014 13:31 65.9	21/11/2014 8:01 66.7	26/11/2014 14:31 68.1	30/10/2014 18:31 65.4	5/11/2014 13:01 66.3	11/11/2014 7:31 65.3	15/11/2014 14:01 65.5	21/11/2014 8:31 69.0	26/11/2014 15:01 67.9	31/10/2014 7:01 64.5	5/11/2014 13:31 66.9	11/11/2014 8:01 64.8	15/11/2014 14:31 65.7	21/11/2014 9:01 69.1	26/11/2014 15:31 67.5	31/10/2014 7:31 65.1	5/11/2014 14:01 66																																																																																																																																																																																																																																																																																																																																																																																																																																				
30/10/2014 17:01 67.6	5/11/2014 11:31 65.7	10/11/2014 18:01 65.2	15/11/2014 12:31 64.6	21/11/2014 7:01 64.6	26/11/2014 13:31 67.6	30/10/2014 17:31 65.5	5/11/2014 12:01 64.3	10/11/2014 18:31 65.4	15/11/2014 13:01 65.2	21/11/2014 7:31 65.5	26/11/2014 14:01 68.2	30/10/2014 18:01 64.7	5/11/2014 12:31 63.8	11/11/2014 7:01 64.9	15/11/2014 13:31 65.9	21/11/2014 8:01 66.7	26/11/2014 14:31 68.1	30/10/2014 18:31 65.4	5/11/2014 13:01 66.3	11/11/2014 7:31 65.3	15/11/2014 14:01 65.5	21/11/2014 8:31 69.0	26/11/2014 15:01 67.9	31/10/2014 7:01 64.5	5/11/2014 13:31 66.9	11/11/2014 8:01 64.8	15/11/2014 14:31 65.7	21/11/2014 9:01 69.1	26/11/2014 15:31 67.5	31/10/2014 7:31 65.1	5/11/2014 14:01 66																																																																																																																																																																																																																																																																																																																																																																																																																																										
30/10/2014 17:31 65.5	5/11/2014 12:01 64.3	10/11/2014 18:31 65.4	15/11/2014 13:01 65.2	21/11/2014 7:31 65.5	26/11/2014 14:01 68.2	30/10/2014 18:01 64.7	5/11/2014 12:31 63.8	11/11/2014 7:01 64.9	15/11/2014 13:31 65.9	21/11/2014 8:01 66.7	26/11/2014 14:31 68.1	30/10/2014 18:31 65.4	5/11/2014 13:01 66.3	11/11/2014 7:31 65.3	15/11/2014 14:01 65.5	21/11/2014 8:31 69.0	26/11/2014 15:01 67.9	31/10/2014 7:01 64.5	5/11/2014 13:31 66.9	11/11/2014 8:01 64.8	15/11/2014 14:31 65.7	21/11/2014 9:01 69.1	26/11/2014 15:31 67.5	31/10/2014 7:31 65.1	5/11/2014 14:01 66																																																																																																																																																																																																																																																																																																																																																																																																																																																
30/10/2014 18:01 64.7	5/11/2014 12:31 63.8	11/11/2014 7:01 64.9	15/11/2014 13:31 65.9	21/11/2014 8:01 66.7	26/11/2014 14:31 68.1	30/10/2014 18:31 65.4	5/11/2014 13:01 66.3	11/11/2014 7:31 65.3	15/11/2014 14:01 65.5	21/11/2014 8:31 69.0	26/11/2014 15:01 67.9	31/10/2014 7:01 64.5	5/11/2014 13:31 66.9	11/11/2014 8:01 64.8	15/11/2014 14:31 65.7	21/11/2014 9:01 69.1	26/11/2014 15:31 67.5	31/10/2014 7:31 65.1	5/11/2014 14:01 66																																																																																																																																																																																																																																																																																																																																																																																																																																																						
30/10/2014 18:31 65.4	5/11/2014 13:01 66.3	11/11/2014 7:31 65.3	15/11/2014 14:01 65.5	21/11/2014 8:31 69.0	26/11/2014 15:01 67.9	31/10/2014 7:01 64.5	5/11/2014 13:31 66.9	11/11/2014 8:01 64.8	15/11/2014 14:31 65.7	21/11/2014 9:01 69.1	26/11/2014 15:31 67.5	31/10/2014 7:31 65.1	5/11/2014 14:01 66																																																																																																																																																																																																																																																																																																																																																																																																																																																												
31/10/2014 7:01 64.5	5/11/2014 13:31 66.9	11/11/2014 8:01 64.8	15/11/2014 14:31 65.7	21/11/2014 9:01 69.1	26/11/2014 15:31 67.5	31/10/2014 7:31 65.1	5/11/2014 14:01 66																																																																																																																																																																																																																																																																																																																																																																																																																																																																		
31/10/2014 7:31 65.1	5/11/2014 14:01 66																																																																																																																																																																																																																																																																																																																																																																																																																																																																								

Real-time Noise Data	RTN1 (Food and Environmental Hygiene Department Depot)				
Normal Day 19:00-23:00	30/10/2014 19:41 65.2	1/11/2014 20:46 63.1	2/11/2014 13:51 64.3	2/11/2014 22:56 62.6	5/11/2014 20:01 64.4
Sunday & Holiday	30/10/2014 19:46 63.3	1/11/2014 20:51 63.8	2/11/2014 13:56 64.9	3/11/2014 19:01 64.3	5/11/2014 20:06 64.7
07:00-23:00	30/10/2014 19:51 64.4	1/11/2014 20:56 63.0	2/11/2014 14:01 64.2	3/11/2014 19:06 63.7	5/11/2014 20:11 63.7
	30/10/2014 19:56 63.8	1/11/2014 21:01 63.7	2/11/2014 14:06 64.7	3/11/2014 19:11 63.9	5/11/2014 20:16 64.2
	30/10/2014 20:01 64.2	1/11/2014 21:06 62.8	2/11/2014 14:11 64.1	3/11/2014 19:16 64.7	5/11/2014 20:21 64.1
28/10/2014 19:01 64.6	30/10/2014 20:06 64.6	1/11/2014 21:11 63.5	2/11/2014 14:16 64.8	3/11/2014 19:21 64.6	5/11/2014 20:26 64.1
28/10/2014 19:06 64.4	30/10/2014 20:11 63.7	1/11/2014 21:16 63.4	2/11/2014 14:21 65.0	3/11/2014 19:26 65.1	5/11/2014 20:31 64.5
28/10/2014 19:11 64.5	30/10/2014 20:16 64.6	1/11/2014 21:21 63.8	2/11/2014 14:26 64.7	3/11/2014 19:31 63.8	5/11/2014 20:36 64.6
28/10/2014 19:16 64.2	30/10/2014 20:21 64.1	1/11/2014 21:26 63.1	2/11/2014 14:31 66.1	3/11/2014 19:36 64.0	5/11/2014 20:41 64.5
28/10/2014 19:21 64.7	30/10/2014 20:26 64.5	1/11/2014 21:31 63.6	2/11/2014 14:36 64.4	3/11/2014 19:41 64.2	5/11/2014 20:46 64.2
28/10/2014 19:26 64.4	30/10/2014 20:31 64.1	1/11/2014 21:36 63.4	2/11/2014 14:41 64.3	3/11/2014 19:46 63.9	5/11/2014 20:51 64.3
28/10/2014 19:31 64.4	30/10/2014 20:36 64.2	1/11/2014 21:41 63.6	2/11/2014 14:46 64.7	3/11/2014 19:51 64.1	5/11/2014 20:56 64.1
28/10/2014 19:36 64.5	30/10/2014 20:41 64.6	1/11/2014 21:46 63.9	2/11/2014 14:51 64.2	3/11/2014 19:56 65.2	5/11/2014 21:01 63.8
28/10/2014 19:41 64.2	30/10/2014 20:46 65.5	1/11/2014 21:51 62.8	2/11/2014 14:56 64.7	3/11/2014 20:01 64.5	5/11/2014 21:06 63.1
28/10/2014 19:46 64.7	30/10/2014 20:51 64.7	1/11/2014 21:56 62.9	2/11/2014 15:01 64.7	3/11/2014 20:06 64.3	5/11/2014 21:11 63.7
28/10/2014 19:51 64.4	30/10/2014 20:56 63.7	1/11/2014 22:01 63.3	2/11/2014 15:06 64.5	3/11/2014 20:11 64.7	5/11/2014 21:16 63.7
28/10/2014 19:56 64.6	30/10/2014 21:01 64.3	1/11/2014 22:06 63.0	2/11/2014 15:11 64.4	3/11/2014 20:16 64.1	5/11/2014 21:21 63.7
28/10/2014 20:01 64.9	30/10/2014 21:06 64.2	1/11/2014 22:11 64.2	2/11/2014 15:16 64.4	3/11/2014 20:21 64.6	5/11/2014 21:26 63.5
28/10/2014 20:06 65.3	30/10/2014 21:11 64.2	1/11/2014 22:16 64.9	2/11/2014 15:21 64.9	3/11/2014 20:26 63.5	5/11/2014 21:31 63.2
28/10/2014 20:11 65.1	30/10/2014 21:16 64.1	1/11/2014 22:21 64.6	2/11/2014 15:26 64.5	3/11/2014 20:31 63.9	5/11/2014 21:36 63.2
28/10/2014 20:16 65.2	30/10/2014 21:21 64.3	1/11/2014 22:26 63.6	2/11/2014 15:31 64.4	3/11/2014 20:36 64.3	5/11/2014 21:41 64.7
28/10/2014 20:21 65.0	30/10/2014 21:26 65.5	1/11/2014 22:31 63.5	2/11/2014 15:36 66.4	3/11/2014 20:41 65.1	5/11/2014 21:46 63.5
28/10/2014 20:26 64.7	30/10/2014 21:31 63.9	1/11/2014 22:36 63.4	2/11/2014 15:41 64.9	3/11/2014 20:46 64.5	5/11/2014 21:51 63.1
28/10/2014 20:31 65.3	30/10/2014 21:36 63.6	1/11/2014 22:41 63.1	2/11/2014 15:46 65.1	3/11/2014 20:51 63.3	5/11/2014 21:56 63.3
28/10/2014 20:36 64.8	30/10/2014 21:41 63.7	1/11/2014 22:46 62.8	2/11/2014 15:51 65.3	3/11/2014 20:56 63.8	5/11/2014 22:01 64.7
28/10/2014 20:41 64.9	30/10/2014 21:46 64.5	1/11/2014 22:51 63.4	2/11/2014 15:56 64.6	3/11/2014 21:01 63.4	5/11/2014 22:06 62.9
28/10/2014 20:46 65.2	30/10/2014 21:51 63.4	1/11/2014 22:56 63.2	2/11/2014 16:01 64.8	3/11/2014 21:06 63.6	5/11/2014 22:11 63.6
28/10/2014 20:51 65.3	30/10/2014 21:56 65.2	2/11/2014 7:01 62.3	2/11/2014 16:06 64.9	3/11/2014 21:11 63.2	5/11/2014 22:16 63.6
28/10/2014 20:56 65.0	30/10/2014 22:01 63.7	2/11/2014 7:06 63.1	2/11/2014 16:11 65.1	3/11/2014 21:16 63.2	5/11/2014 22:21 63.8
28/10/2014 21:01 65.2	30/10/2014 22:06 63.9	2/11/2014 7:11 62.1	2/11/2014 16:16 64.7	3/11/2014 21:21 64.2	5/11/2014 22:26 64.5
28/10/2014 21:06 65.2	30/10/2014 22:11 63.0	2/11/2014 7:16 62.9	2/11/2014 16:21 64.4	3/11/2014 21:26 63.6	5/11/2014 22:31 64.2
28/10/2014 21:11 64.8	30/10/2014 22:16 66.6	2/11/2014 7:21 62.7	2/11/2014 16:26 64.0	3/11/2014 21:31 63.4	5/11/2014 22:36 64.3
28/10/2014 21:16 65.1	30/10/2014 22:21 64.0	2/11/2014 7:26 62.5	2/11/2014 16:31 63.9	3/11/2014 21:36 63.4	5/11/2014 22:41 63.4
28/10/2014 21:21 64.9	30/10/2014 22:26 64.0	2/11/2014 7:31 62.0	2/11/2014 16:36 64.1	3/11/2014 21:41 63.7	5/11/2014 22:46 63.1
28/10/2014 21:26 64.9	30/10/2014 22:31 62.9	2/11/2014 7:36 63.6	2/11/2014 16:41 64.6	3/11/2014 21:46 63.3	5/11/2014 22:51 63.7
28/10/2014 21:31 65.0	30/10/2014 22:36 63.4	2/11/2014 7:41 63.1	2/11/2014 16:46 65.1	3/11/2014 21:51 63.0	5/11/2014 22:56 63.5
28/10/2014 21:36 64.6	30/10/2014 22:41 63.6	2/11/2014 7:46 63.4	2/11/2014 16:51 64.9	3/11/2014 21:56 63.3	6/11/2014 19:01 63.7
28/10/2014 21:41 65.0	30/10/2014 22:46 63.3	2/11/2014 7:51 63.1	2/11/2014 16:56 64.7	3/11/2014 22:01 63.8	6/11/2014 19:06 63.5
28/10/2014 21:46 65.1	30/10/2014 22:51 63.9	2/11/2014 7:56 63.9	2/11/2014 17:01 65.0	3/11/2014 22:06 63.7	6/11/2014 19:11 63.6
28/10/2014 21:51 64.8	30/10/2014 22:56 63.6	2/11/2014 8:01 63.0	2/11/2014 17:06 64.5	3/11/2014 22:11 63.6	6/11/2014 19:16 63.4
28/10/2014 21:56 64.8	31/10/2014 19:01 63.7	2/11/2014 8:06 63.4	2/11/2014 17:11 64.8	3/11/2014 22:16 63.9	6/11/2014 19:21 63.3
28/10/2014 22:01 64.8	31/10/2014 19:06 63.8	2/11/2014 8:11 62.8	2/11/2014 17:16 64.3	3/11/2014 22:21 63.6	6/11/2014 19:26 63.3
28/10/2014 22:06 64.7	31/10/2014 19:11 63.8	2/11/2014 8:16 64.1	2/11/2014 17:21 64.0	3/11/2014 22:26 63.4	6/11/2014 19:31 62.8
28/10/2014 22:11 64.8	31/10/2014 19:16 64.0	2/11/2014 8:21 63.9	2/11/2014 17:26 64.4	3/11/2014 22:31 63.3	6/11/2014 19:36 64.0
28/10/2014 22:16 64.9	31/10/2014 19:21 64.1	2/11/2014 8:26 64.0	2/11/2014 17:31 64.0	3/11/2014 22:36 63.9	6/11/2014 19:41 63.7
28/10/2014 22:21 65.0	31/10/2014 19:26 64.0	2/11/2014 8:31 63.9	2/11/2014 17:36 63.9	3/11/2014 22:41 63.3	6/11/2014 19:46 63.8
28/10/2014 22:26 64.9	31/10/2014 19:31 63.3	2/11/2014 8:36 64.2	2/11/2014 17:41 64.1	3/11/2014 22:46 63.8	6/11/2014 19:51 63.2
28/10/2014 22:31 64.8	31/10/2014 19:36 63.6	2/11/2014 8:41 64.7	2/11/2014 17:46 64.3	3/11/2014 22:51 63.2	6/11/2014 19:56 63.7
28/10/2014 22:36 64.8	31/10/2014 19:41 64.3	2/11/2014 8:46 64.2	2/11/2014 17:51 63.7	3/11/2014 22:56 62.7	6/11/2014 20:01 63.7
28/10/2014 22:41 64.6	31/10/2014 19:46 64.1	2/11/2014 8:51 64.0	2/11/2014 17:56 64.2	4/11/2014 19:01 64.0	6/11/2014 20:06 64.0
28/10/2014 22:46 64.9	31/10/2014 19:51 64.6	2/11/2014 8:56 65.1	2/11/2014 18:01 64.0	4/11/2014 19:06 64.2	6/11/2014 20:11 64.3
28/10/2014 22:51 64.7	31/10/2014 19:56 64.4	2/11/2014 9:01 64.4	2/11/2014 18:06 64.1	4/11/2014 19:11 64.2	6/11/2014 20:16 64.2
28/10/2014 22:56 65.4	31/10/2014 20:01 64.9	2/11/2014 9:06 64.3	2/11/2014 18:11 64.1	4/11/2014 19:16 65.6	6/11/2014 20:21 64.8
29/10/2014 19:01 64.7	31/10/2014 20:06 64.4	2/11/2014 9:11 64.5	2/11/2014 18:16 63.9	4/11/2014 19:21 64.5	6/11/2014 20:26 64.5
29/10/2014 19:06 64.9	31/10/2014 20:11 64.0	2/11/2014 9:16 64.3	2/11/2014 18:21 64.3	4/11/2014 19:26 64.1	6/11/2014 20:31 64.3
29/10/2014 19:11 64.7	31/10/2014 20:16 64.9	2/11/2014 9:21 64.4	2/11/2014 18:26 64.4	4/11/2014 19:31 64.5	6/11/2014 20:36 64.1
29/10/2014 19:16 64.3	31/10/2014 20:21 64.4	2/11/2014 9:26 64.7	2/11/2014 18:31 64.5	4/11/2014 19:36 64.5	6/11/2014 20:41 64.6
29/10/2014 19:21 64.8	31/10/2014 20:26 64.1	2/11/2014 9:31 64.7	2/11/2014 18:36 63.1	4/11/2014 19:41 63.7	6/11/2014 20:46 64.6
29/10/2014 19:26 64.5	31/10/2014 20:31 64.2	2/11/2014 9:36 64.6	2/11/2014 18:41 63.2	4/11/2014 19:46 63.8	6/11/2014 20:51 63.6
29/10/2014 19:31 64.6	31/10/2014 20:36 64.2	2/11/2014 9:41 64.9	2/11/2014 18:46 63.1	4/11/2014 19:51 63.5	6/11/2014 20:56 63.7
29/10/2014 19:36 64.7	31/10/2014 20:41 63.6	2/11/2014 9:46 64.4	2/11/2014 18:51 63.7	4/11/2014 19:56 63.5	6/11/2014 21:01 63.7
29/10/2014 19:41 65.0	31/10/2014 20:46 63.7	2/11/2014 9:51 64.3	2/11/2014 18:56 62.5	4/11/2014 20:01 63.9	6/11/2014 21:06 64.4
29/10/2014 19:46 64.4	31/10/2014 20:51 63.7	2/11/2014 9:56 64.5	2/11/2014 19:01 62.7	4/11/2014 20:06 64.1	6/11/2014 21:11 63.8
29/10/2014 19:51 65.6	31/10/2014 20:56 63.5	2/11/2014 10:01 64.4	2/11/2014 19:06 63.0	4/11/2014 20:11 64.4	6/11/2014 21:16 64.3
29/10/2014 19:56 64.1	31/10/2014 21:01 63.7	2/11/2014 10:06 64.9	2/11/2014 19:11 63.5	4/11/2014 20:16 64.4	6/11/2014 21:21 63.8
29/10/2014 20:01 64.7	31/10/2014 21:06 63.5	2/11/2014 10:11 64.7	2/11/2014 19:16 63.3	4/11/2014 20:21 64.6	6/11/2014 21:26 62.9
29/10/2014 20:06 65.4	31/10/2014 21:11 64.3	2/11/2014 10:16 65.2	2/11/2014 19:21 63.7	4/11/2014 20:26 64.0	6/11/2014 21:31 63.9
29/10/2014 20:11 64.3	31/10/2014 21:16 63.8	2/11/2014 10:21 66.0	2/11/2014 19:26 63.3	4/11/2014 20:31 63.7	6/11/2014 21:36 63.6
29/10/2014 20:16 64.7	31/10/2014 21:21 65.7	2/11/2014 10:26 64.7	2/11/2014 19:31 63.8	4/11/2014 20:36 64.1	6/11/2014 21:41 63.4
29/10/2014 20:21 65.0	31/10/2014 21:26 63.3	2/11/2014 10:31 65.7	2/11/2014 19:36 63.9	4/11/2014 20:41 64.1	6/11/2014 21:46 63.6
29/10/2014 20:26 64.9	31/10/2014 21:31 64.8	2/11/2014 10:36 65.6	2/11/2014 19:41 64.0	4/11/2014 20:46 64.0	6/11/2014 21:51 64.6
29/10/2014 20:31 64.6	31/10/2014 21:36 64.5	2/11/2014 10:41 65.5	2/11/2014 19:46 63.7	4/11/2014 20:51 64.2	6/11/2014 21:56 63.7
29/10/2014 20:36 64.3	31/10/2014 21:41 63.7	2/11/2014 10:46 65.4	2/11/2014 19:51 63.7	4/11/2014 20:56 63.9	6/11/2014 22:01 63.9
29/10/2014 20:41 63.9	31/10/2014 21:46 64.3	2/11/2014 10:51 64.8	2/11/2014 19:56 64.1	4/11/2014 21:01 64.2	6/11/2014 22:06 63.6
29/10/2014 20:46 64.7	31/10/2014 21:51 64.1	2/11/2014 10:56 65.6	2/11/2014 20:01 63.7	4/11/2014 21:06 64.0	6/11/2014 22:11 64.2
29/10/2014 20:51 64.1	31/10/20				

Real-time Noise Data		RTN1 (Food and Environmental Hygiene Department Depot)									
7/11/2014 21:06	65.0	9/11/2014 10:11	66.2	9/11/2014 19:16	64.5	11/11/2014 20:21	65.8	13/11/2014 21:26	64.0	15/11/2014 22:31	63.4
7/11/2014 21:11	65.8	9/11/2014 10:16	66.3	9/11/2014 19:21	64.1	11/11/2014 20:26	64.9	13/11/2014 21:31	64.6	15/11/2014 22:36	63.5
7/11/2014 21:16	65.8	9/11/2014 10:21	66.5	9/11/2014 19:26	64.0	11/11/2014 20:31	65.5	13/11/2014 21:36	64.1	15/11/2014 22:41	63.0
7/11/2014 21:21	65.5	9/11/2014 10:26	65.8	9/11/2014 19:31	63.8	11/11/2014 20:36	65.7	13/11/2014 21:41	64.3	15/11/2014 22:46	63.0
7/11/2014 21:26	65.5	9/11/2014 10:31	65.0	9/11/2014 19:36	63.7	11/11/2014 20:41	65.2	13/11/2014 21:46	65.5	15/11/2014 22:51	63.1
7/11/2014 21:31	65.3	9/11/2014 10:36	66.4	9/11/2014 19:41	64.3	11/11/2014 20:46	66.7	13/11/2014 21:51	64.3	15/11/2014 22:56	62.9
7/11/2014 21:36	65.9	9/11/2014 10:41	65.4	9/11/2014 19:46	64.1	11/11/2014 20:51	64.6	13/11/2014 21:56	63.8	16/11/2014 7:01	63.0
7/11/2014 21:41	65.6	9/11/2014 10:46	64.7	9/11/2014 19:51	64.2	11/11/2014 20:56	64.8	13/11/2014 22:01	64.8	16/11/2014 7:06	63.7
7/11/2014 21:46	66.0	9/11/2014 10:51	65.3	9/11/2014 19:56	65.1	11/11/2014 21:01	65.4	13/11/2014 22:06	63.6	16/11/2014 7:11	63.6
7/11/2014 21:51	66.7	9/11/2014 10:56	65.3	9/11/2014 20:01	64.3	11/11/2014 21:06	64.3	13/11/2014 22:11	64.0	16/11/2014 7:16	63.4
7/11/2014 21:56	66.4	9/11/2014 11:01	65.7	9/11/2014 20:06	64.2	11/11/2014 21:11	64.7	13/11/2014 22:16	64.5	16/11/2014 7:21	63.7
7/11/2014 22:01	65.7	9/11/2014 11:06	65.7	9/11/2014 20:11	63.8	11/11/2014 21:16	65.2	13/11/2014 22:21	63.9	16/11/2014 7:26	63.2
7/11/2014 22:06	65.9	9/11/2014 11:11	65.9	9/11/2014 20:16	64.0	11/11/2014 21:21	65.6	13/11/2014 22:26	64.5	16/11/2014 7:31	63.3
7/11/2014 22:11	65.0	9/11/2014 11:16	66.3	9/11/2014 20:21	65.3	11/11/2014 21:26	65.4	13/11/2014 22:31	64.0	16/11/2014 7:36	63.9
7/11/2014 22:16	65.8	9/11/2014 11:21	65.2	9/11/2014 20:26	63.8	11/11/2014 21:31	64.8	13/11/2014 22:36	65.2	16/11/2014 7:41	64.3
7/11/2014 22:21	65.7	9/11/2014 11:26	66.1	9/11/2014 20:31	64.3	11/11/2014 21:36	65.0	13/11/2014 22:41	64.4	16/11/2014 7:46	64.2
7/11/2014 22:26	65.9	9/11/2014 11:31	65.5	9/11/2014 20:36	64.3	11/11/2014 21:41	64.2	13/11/2014 22:46	63.5	16/11/2014 7:51	64.3
7/11/2014 22:31	66.7	9/11/2014 11:36	64.4	9/11/2014 20:41	64.0	11/11/2014 21:46	65.4	13/11/2014 22:51	64.7	16/11/2014 7:56	64.4
7/11/2014 22:36	65.6	9/11/2014 11:41	64.6	9/11/2014 20:46	63.8	11/11/2014 21:51	64.9	13/11/2014 22:56	64.3	16/11/2014 8:01	64.2
7/11/2014 22:41	64.5	9/11/2014 11:46	64.4	9/11/2014 20:51	63.9	11/11/2014 21:56	64.7	14/11/2014 19:01	63.7	16/11/2014 8:06	64.4
7/11/2014 22:46	65.7	9/11/2014 11:51	65.1	9/11/2014 20:56	63.6	11/11/2014 22:01	64.7	14/11/2014 19:06	63.5	16/11/2014 8:11	63.7
7/11/2014 22:51	65.6	9/11/2014 11:56	65.2	9/11/2014 21:01	63.7	11/11/2014 22:06	64.1	14/11/2014 19:11	63.3	16/11/2014 8:16	64.3
7/11/2014 22:56	65.5	9/11/2014 12:01	64.6	9/11/2014 21:06	63.9	11/11/2014 22:11	64.0	14/11/2014 19:16	63.6	16/11/2014 8:21	64.9
8/11/2014 19:01	64.9	9/11/2014 12:06	64.4	9/11/2014 21:11	63.8	11/11/2014 22:16	64.2	14/11/2014 19:21	63.8	16/11/2014 8:26	65.2
8/11/2014 19:06	65.1	9/11/2014 12:11	65.0	9/11/2014 21:16	64.1	11/11/2014 22:21	64.8	14/11/2014 19:26	63.6	16/11/2014 8:31	64.8
8/11/2014 19:11	65.2	9/11/2014 12:16	64.8	9/11/2014 21:21	64.0	11/11/2014 22:26	64.4	14/11/2014 19:31	63.1	16/11/2014 8:36	65.0
8/11/2014 19:16	64.5	9/11/2014 12:21	64.9	9/11/2014 21:26	63.6	11/11/2014 22:31	63.9	14/11/2014 19:36	63.5	16/11/2014 8:41	65.2
8/11/2014 19:21	64.3	9/11/2014 12:26	64.0	9/11/2014 21:31	64.2	11/11/2014 22:36	64.1	14/11/2014 19:41	64.3	16/11/2014 8:46	64.9
8/11/2014 19:26	64.9	9/11/2014 12:31	64.1	9/11/2014 21:36	64.6	11/11/2014 22:41	64.1	14/11/2014 19:46	64.1	16/11/2014 8:51	64.9
8/11/2014 19:31	66.3	9/11/2014 12:36	64.0	9/11/2014 21:41	64.1	11/11/2014 22:46	64.0	14/11/2014 19:51	64.2	16/11/2014 8:56	65.6
8/11/2014 19:36	65.5	9/11/2014 12:41	65.1	9/11/2014 21:46	64.1	11/11/2014 22:51	64.3	14/11/2014 19:56	64.3	16/11/2014 9:01	65.5
8/11/2014 19:41	66.0	9/11/2014 12:46	64.0	9/11/2014 21:51	63.8	11/11/2014 22:56	63.8	14/11/2014 20:01	64.5	16/11/2014 9:06	65.3
8/11/2014 19:46	65.3	9/11/2014 12:51	65.0	9/11/2014 21:56	64.2	12/11/2014 19:01	64.8	14/11/2014 20:06	64.0	16/11/2014 9:11	65.5
8/11/2014 19:51	65.5	9/11/2014 12:56	64.7	9/11/2014 22:01	63.9	12/11/2014 19:06	64.6	14/11/2014 20:11	63.9	16/11/2014 9:16	65.5
8/11/2014 19:56	65.0	9/11/2014 13:01	65.8	9/11/2014 22:06	64.2	12/11/2014 19:11	64.5	14/11/2014 20:16	64.5	16/11/2014 9:21	65.3
8/11/2014 20:01	65.6	9/11/2014 13:06	65.0	9/11/2014 22:11	63.9	12/11/2014 19:16	64.5	14/11/2014 20:21	64.1	16/11/2014 9:26	65.4
8/11/2014 20:06	65.0	9/11/2014 13:11	65.5	9/11/2014 22:16	64.2	12/11/2014 19:21	64.7	14/11/2014 20:26	63.8	16/11/2014 9:31	65.9
8/11/2014 20:11	65.4	9/11/2014 13:16	65.4	9/11/2014 22:21	63.7	12/11/2014 19:26	64.5	14/11/2014 20:31	63.9	16/11/2014 9:36	66.0
8/11/2014 20:16	65.3	9/11/2014 13:21	65.4	9/11/2014 22:26	63.6	12/11/2014 19:31	64.1	14/11/2014 20:36	63.7	16/11/2014 9:41	66.0
8/11/2014 20:21	66.0	9/11/2014 13:26	65.1	9/11/2014 22:31	63.4	12/11/2014 19:36	64.1	14/11/2014 20:41	63.6	16/11/2014 9:46	65.8
8/11/2014 20:26	65.0	9/11/2014 13:31	66.1	9/11/2014 22:36	64.0	12/11/2014 19:41	64.1	14/11/2014 20:46	63.4	16/11/2014 9:51	65.2
8/11/2014 20:31	65.6	9/11/2014 13:36	65.4	9/11/2014 22:41	63.5	12/11/2014 19:46	64.4	14/11/2014 20:51	63.8	16/11/2014 9:56	65.5
8/11/2014 20:36	65.7	9/11/2014 13:41	64.9	9/11/2014 22:46	63.3	12/11/2014 19:51	64.7	14/11/2014 20:56	63.3	16/11/2014 10:01	65.5
8/11/2014 20:41	65.4	9/11/2014 13:46	65.0	9/11/2014 22:51	63.7	12/11/2014 19:56	64.3	14/11/2014 21:01	63.7	16/11/2014 10:06	65.9
8/11/2014 20:46	65.3	9/11/2014 13:51	64.8	9/11/2014 22:56	62.2	12/11/2014 20:01	64.5	14/11/2014 21:06	63.2	16/11/2014 10:11	66.0
8/11/2014 20:51	64.9	9/11/2014 13:56	65.0	10/11/2014 19:01	65.5	12/11/2014 20:06	64.1	14/11/2014 21:11	63.9	16/11/2014 10:16	66.0
8/11/2014 20:56	65.4	9/11/2014 14:01	66.2	10/11/2014 19:06	65.0	12/11/2014 20:11	64.8	14/11/2014 21:16	63.6	16/11/2014 10:21	66.6
8/11/2014 21:01	65.1	9/11/2014 14:06	66.1	10/11/2014 19:11	65.9	12/11/2014 20:16	64.6	14/11/2014 21:21	64.7	16/11/2014 10:26	66.3
8/11/2014 21:06	65.1	9/11/2014 14:11	66.9	10/11/2014 19:16	66.3	12/11/2014 20:21	64.3	14/11/2014 21:26	63.2	16/11/2014 10:31	66.7
8/11/2014 21:11	65.0	9/11/2014 14:16	66.1	10/11/2014 19:21	65.1	12/11/2014 20:26	64.0	14/11/2014 21:31	64.2	16/11/2014 10:36	66.4
8/11/2014 21:16	65.4	9/11/2014 14:21	65.5	10/11/2014 19:26	64.9	12/11/2014 20:31	64.3	14/11/2014 21:36	63.9	16/11/2014 10:41	66.2
8/11/2014 21:21	64.6	9/11/2014 14:26	64.0	10/11/2014 19:31	65.1	12/11/2014 20:36	64.4	14/11/2014 21:41	63.6	16/11/2014 10:46	66.2
8/11/2014 21:26	64.6	9/11/2014 14:31	64.4	10/11/2014 19:36	64.4	12/11/2014 20:41	64.7	14/11/2014 21:46	64.1	16/11/2014 10:51	66.0
8/11/2014 21:31	65.3	9/11/2014 14:36	64.2	10/11/2014 19:41	65.1	12/11/2014 20:46	64.9	14/11/2014 21:51	63.5	16/11/2014 10:56	66.3
8/11/2014 21:36	65.2	9/11/2014 14:41	64.5	10/11/2014 19:46	64.9	12/11/2014 20:51	64.7	14/11/2014 21:56	63.2	16/11/2014 11:01	66.2
8/11/2014 21:41	64.9	9/11/2014 14:46	64.0	10/11/2014 19:51	64.9	12/11/2014 20:56	64.3	14/11/2014 22:01	63.6	16/11/2014 11:06	66.1
8/11/2014 21:46	64.5	9/11/2014 14:51	64.9	10/11/2014 19:56	65.6	12/11/2014 21:01	64.3	14/11/2014 22:06	63.2	16/11/2014 11:11	66.1
8/11/2014 21:51	64.8	9/11/2014 14:56	65.2	10/11/2014 20:01	66.2	12/11/2014 21:06	64.6	14/11/2014 22:11	64.2	16/11/2014 11:16	66.2
8/11/2014 21:56	64.9	9/11/2014 15:01	64.8	10/11/2014 20:06	65.5	12/11/2014 21:11	64.8	14/11/2014 22:16	64.5	16/11/2014 11:21	65.8
8/11/2014 22:01	65.6	9/11/2014 15:06	65.1	10/11/2014 20:11	64.7	12/11/2014 21:16	64.3	14/11/2014 22:21	64.0	16/11/2014 11:26	65.9
8/11/2014 22:06	64.7	9/11/2014 15:11	65.2	10/11/2014 20:16	66.2	12/11/2014 21:21	64.0	14/11/2014 22:26	63.4	16/11/2014 11:31	65.6
8/11/2014 22:11	64.7	9/11/2014 15:16	64.8	10/11/2014 20:21	66.0	12/11/2014 21:26	63.9	14/11/2014 22:31	63.5	16/11/2014 11:36	65.2
8/11/2014 22:16	65.0	9/11/2014 15:21	65.0	10/11/2014 20:26	65.4	12/11/2014 21:31	64.5	14/11/2014 22:36	63.3	16/11/2014 11:41	66.0
8/11/2014 22:21	65.3	9/11/2014 15:26	64.8	10/11/2014 20:31	65.7	12/11/2014 21:36	65.1	14/11/2014 22:41	63.1	16/11/2014 11:46	65.1
8/11/2014 22:26	64.9	9/11/2014 15:31	65.1	10/11/2014 20:36	65.4	12/11/2014 21:41	64.3	14/11/2014 22:46	63.1	16/11/2014 11:51	64.7
8/11/2014 22:31	64.8	9/11/2014 15:36	65.1	10/11/2014 20:41	64.0	12/11/2014 21:46	64.0	14/11/2014 22:51	63.4	16/11/2014 11:56	65.1
8/11/2014 22:36	64.8	9/11/2014 15:41	64.7	10/11/2014 20:46	65.0	12/11/2014 21:51	64.9	14/11/2014 22:56	63.5	16/11/2014 12:01	64.9
8/11/2014 22:41	64.7	9/11/2014 15:46	64.3	10/11/2014 20:51	64.1	12/11/2014 21:56	64.1</				



Real-time Noise Data	RTN1 (Food and Environmental Hygiene Department Depot)				
16/11/2014 15:36 66.1	17/11/2014 20:41 64.6	19/11/2014 21:46 63.7	21/11/2014 22:51 65.1	23/11/2014 11:56 63.3	23/11/2014 21:01 63.6
16/11/2014 15:41 65.4	17/11/2014 20:46 64.2	19/11/2014 21:51 64.4	21/11/2014 22:56 64.4	23/11/2014 12:01 63.7	23/11/2014 21:06 63.8
16/11/2014 15:46 65.6	17/11/2014 20:51 63.7	19/11/2014 21:56 63.6	22/11/2014 19:01 63.9	23/11/2014 12:06 63.7	23/11/2014 21:11 63.8
16/11/2014 15:51 65.7	17/11/2014 20:56 63.9	19/11/2014 22:01 64.1	22/11/2014 19:06 63.6	23/11/2014 12:11 63.9	23/11/2014 21:16 63.5
16/11/2014 15:56 65.4	17/11/2014 21:01 63.8	19/11/2014 22:06 63.6	22/11/2014 19:11 63.9	23/11/2014 12:16 64.2	23/11/2014 21:21 63.9
16/11/2014 16:01 65.5	17/11/2014 21:06 63.8	19/11/2014 22:11 64.2	22/11/2014 19:16 63.8	23/11/2014 12:21 64.8	23/11/2014 21:26 64.4
16/11/2014 16:06 65.8	17/11/2014 21:11 63.4	19/11/2014 22:16 64.2	22/11/2014 19:21 62.9	23/11/2014 12:26 64.4	23/11/2014 21:31 64.2
16/11/2014 16:11 66.0	17/11/2014 21:16 63.3	19/11/2014 22:21 64.8	22/11/2014 19:26 63.8	23/11/2014 12:31 64.0	23/11/2014 21:36 64.8
16/11/2014 16:16 65.7	17/11/2014 21:21 64.2	19/11/2014 22:26 63.9	22/11/2014 19:31 63.4	23/11/2014 12:36 64.6	23/11/2014 21:41 63.5
16/11/2014 16:21 65.6	17/11/2014 21:26 63.6	19/11/2014 22:31 63.4	22/11/2014 19:36 64.5	23/11/2014 12:41 64.3	23/11/2014 21:46 63.6
16/11/2014 16:26 65.4	17/11/2014 21:31 63.9	19/11/2014 22:36 64.0	22/11/2014 19:41 64.7	23/11/2014 12:46 64.9	23/11/2014 21:51 63.3
16/11/2014 16:31 65.6	17/11/2014 21:36 63.5	19/11/2014 22:41 64.1	22/11/2014 19:46 64.6	23/11/2014 12:51 65.1	23/11/2014 21:56 63.0
16/11/2014 16:36 65.9	17/11/2014 21:41 63.7	19/11/2014 22:46 63.2	22/11/2014 19:51 64.9	23/11/2014 12:56 65.4	23/11/2014 22:01 63.2
16/11/2014 16:41 66.4	17/11/2014 21:46 63.5	19/11/2014 22:51 64.1	22/11/2014 19:56 64.6	23/11/2014 13:01 64.5	23/11/2014 22:06 63.5
16/11/2014 16:46 66.6	17/11/2014 21:51 63.6	19/11/2014 22:56 63.8	22/11/2014 20:01 66.3	23/11/2014 13:06 65.5	23/11/2014 22:11 63.7
16/11/2014 16:51 66.7	17/11/2014 21:56 63.4	20/11/2014 19:01 63.7	22/11/2014 20:06 64.3	23/11/2014 13:11 64.7	23/11/2014 22:16 63.7
16/11/2014 16:56 65.6	17/11/2014 22:01 63.6	20/11/2014 19:06 63.4	22/11/2014 20:11 64.4	23/11/2014 13:16 65.4	23/11/2014 22:21 63.8
16/11/2014 17:01 65.5	17/11/2014 22:06 63.5	20/11/2014 19:11 63.3	22/11/2014 20:16 64.0	23/11/2014 13:21 65.0	23/11/2014 22:26 63.1
16/11/2014 17:06 65.3	17/11/2014 22:11 63.5	20/11/2014 19:16 62.9	22/11/2014 20:21 64.1	23/11/2014 13:26 64.4	23/11/2014 22:31 63.5
16/11/2014 17:11 65.4	17/11/2014 22:16 64.3	20/11/2014 19:21 63.7	22/11/2014 20:26 64.3	23/11/2014 13:31 63.6	23/11/2014 22:36 63.2
16/11/2014 17:16 65.0	17/11/2014 22:21 63.5	20/11/2014 19:26 63.3	22/11/2014 20:31 64.2	23/11/2014 13:36 63.9	23/11/2014 22:41 64.4
16/11/2014 17:21 65.0	17/11/2014 22:26 63.5	20/11/2014 19:31 62.9	22/11/2014 20:36 63.7	23/11/2014 13:41 64.3	23/11/2014 22:46 63.8
16/11/2014 17:26 65.1	17/11/2014 22:31 63.5	20/11/2014 19:36 63.0	22/11/2014 20:41 64.7	23/11/2014 13:46 64.3	23/11/2014 22:51 63.3
16/11/2014 17:31 65.0	17/11/2014 22:36 63.9	20/11/2014 19:41 63.2	22/11/2014 20:46 63.2	23/11/2014 13:51 64.3	23/11/2014 22:56 63.3
16/11/2014 17:36 64.9	17/11/2014 22:41 63.8	20/11/2014 19:46 64.6	22/11/2014 20:51 64.0	23/11/2014 13:56 64.4	24/11/2014 19:01 63.4
16/11/2014 17:41 65.0	17/11/2014 22:46 63.5	20/11/2014 19:51 64.3	22/11/2014 20:56 63.8	23/11/2014 14:01 64.4	24/11/2014 19:06 63.2
16/11/2014 17:46 64.7	17/11/2014 22:51 63.3	20/11/2014 19:56 64.4	22/11/2014 21:01 63.4	23/11/2014 14:06 64.1	24/11/2014 19:11 63.9
16/11/2014 17:51 64.3	17/11/2014 22:56 63.1	20/11/2014 20:01 66.8	22/11/2014 21:06 63.8	23/11/2014 14:11 65.8	24/11/2014 19:16 63.3
16/11/2014 17:56 65.0	18/11/2014 19:01 64.0	20/11/2014 20:06 65.4	22/11/2014 21:11 63.9	23/11/2014 14:16 64.2	24/11/2014 19:21 64.7
16/11/2014 18:01 64.4	18/11/2014 19:06 63.7	20/11/2014 20:11 64.9	22/11/2014 21:16 64.2	23/11/2014 14:21 65.3	24/11/2014 19:26 64.3
16/11/2014 18:06 64.3	18/11/2014 19:11 64.3	20/11/2014 20:16 65.2	22/11/2014 21:21 64.4	23/11/2014 14:26 65.2	24/11/2014 19:31 64.1
16/11/2014 18:11 64.2	18/11/2014 19:16 65.7	20/11/2014 20:21 64.8	22/11/2014 21:26 63.7	23/11/2014 14:31 66.4	24/11/2014 19:36 64.4
16/11/2014 18:16 64.1	18/11/2014 19:21 64.1	20/11/2014 20:26 64.3	22/11/2014 21:31 63.7	23/11/2014 14:36 65.1	24/11/2014 19:41 64.4
16/11/2014 18:21 64.5	18/11/2014 19:26 63.8	20/11/2014 20:31 65.4	22/11/2014 21:36 64.6	23/11/2014 14:41 64.4	24/11/2014 19:46 64.1
16/11/2014 18:26 64.4	18/11/2014 19:31 63.4	20/11/2014 20:36 64.7	22/11/2014 21:41 64.6	23/11/2014 14:46 64.0	24/11/2014 19:51 63.8
16/11/2014 18:31 64.4	18/11/2014 19:36 64.3	20/11/2014 20:41 64.3	22/11/2014 21:46 65.1	23/11/2014 14:51 64.5	24/11/2014 19:56 63.9
16/11/2014 18:36 63.9	18/11/2014 19:41 63.8	20/11/2014 20:46 64.1	22/11/2014 21:51 64.7	23/11/2014 14:56 64.8	24/11/2014 20:01 64.4
16/11/2014 18:41 63.6	18/11/2014 19:46 64.3	20/11/2014 20:51 64.6	22/11/2014 21:56 64.2	23/11/2014 15:01 64.4	24/11/2014 20:06 64.6
16/11/2014 18:46 63.6	18/11/2014 19:51 64.5	20/11/2014 20:56 64.1	22/11/2014 22:01 64.2	23/11/2014 15:06 63.9	24/11/2014 20:11 64.3
16/11/2014 18:51 63.8	18/11/2014 19:56 64.3	20/11/2014 21:01 64.4	22/11/2014 22:06 64.5	23/11/2014 15:11 64.4	24/11/2014 20:16 65.0
16/11/2014 18:56 63.5	18/11/2014 20:01 64.5	20/11/2014 21:06 64.2	22/11/2014 22:11 64.1	23/11/2014 15:16 64.4	24/11/2014 20:21 64.3
16/11/2014 19:01 63.5	18/11/2014 20:06 65.2	20/11/2014 21:11 64.6	22/11/2014 22:16 64.2	23/11/2014 15:21 64.1	24/11/2014 20:26 65.1
16/11/2014 19:06 63.4	18/11/2014 20:11 64.9	20/11/2014 21:16 64.0	22/11/2014 22:21 63.6	23/11/2014 15:26 64.4	24/11/2014 20:31 65.1
16/11/2014 19:11 63.7	18/11/2014 20:16 64.3	20/11/2014 21:21 64.2	22/11/2014 22:26 62.8	23/11/2014 15:31 64.3	24/11/2014 20:36 64.1
16/11/2014 19:16 64.0	18/11/2014 20:21 64.7	20/11/2014 21:26 64.4	22/11/2014 22:31 62.8	23/11/2014 15:36 65.1	24/11/2014 20:41 64.3
16/11/2014 19:21 64.1	18/11/2014 20:26 64.8	20/11/2014 21:31 64.9	22/11/2014 22:36 62.4	23/11/2014 15:41 64.0	24/11/2014 20:46 65.8
16/11/2014 19:26 64.2	18/11/2014 20:31 64.3	20/11/2014 21:36 64.4	22/11/2014 22:41 63.4	23/11/2014 15:46 64.6	24/11/2014 20:51 64.1
16/11/2014 19:31 63.8	18/11/2014 20:36 64.6	20/11/2014 21:41 64.4	22/11/2014 22:46 63.4	23/11/2014 15:51 65.0	24/11/2014 20:56 64.2
16/11/2014 19:36 64.0	18/11/2014 20:41 64.1	20/11/2014 21:46 64.0	22/11/2014 22:51 63.4	23/11/2014 15:56 64.5	24/11/2014 21:01 65.0
16/11/2014 19:41 64.1	18/11/2014 20:46 63.9	20/11/2014 21:51 64.1	22/11/2014 22:56 62.6	23/11/2014 16:01 66.0	24/11/2014 21:06 64.3
16/11/2014 19:46 63.8	18/11/2014 20:51 64.1	20/11/2014 21:56 64.2	23/11/2014 7:01 61.8	23/11/2014 16:06 64.4	24/11/2014 21:11 64.3
16/11/2014 19:51 63.9	18/11/2014 20:56 64.2	20/11/2014 22:01 64.3	23/11/2014 7:06 62.9	23/11/2014 16:11 64.1	24/11/2014 21:16 64.0
16/11/2014 19:56 64.6	18/11/2014 21:01 64.5	20/11/2014 22:06 64.9	23/11/2014 7:11 63.2	23/11/2014 16:16 64.5	24/11/2014 21:21 63.8
16/11/2014 20:01 64.1	18/11/2014 21:06 64.2	20/11/2014 22:11 64.7	23/11/2014 7:16 62.7	23/11/2014 16:21 64.7	24/11/2014 21:26 63.7
16/11/2014 20:06 64.0	18/11/2014 21:11 64.3	20/11/2014 22:16 64.3	23/11/2014 7:21 63.3	23/11/2014 16:26 65.0	24/11/2014 21:31 63.8
16/11/2014 20:11 64.0	18/11/2014 21:16 63.8	20/11/2014 22:21 64.4	23/11/2014 7:26 63.8	23/11/2014 16:31 64.6	24/11/2014 21:36 64.0
16/11/2014 20:16 63.6	18/11/2014 21:21 63.9	20/11/2014 22:26 64.6	23/11/2014 7:31 62.5	23/11/2014 16:36 64.8	24/11/2014 21:41 63.6
16/11/2014 20:21 64.2	18/11/2014 21:26 64.0	20/11/2014 22:31 64.2	23/11/2014 7:36 63.2	23/11/2014 16:41 66.3	24/11/2014 21:46 63.7
16/11/2014 20:26 63.3	18/11/2014 21:31 63.9	20/11/2014 22:36 63.7	23/11/2014 7:41 63.1	23/11/2014 16:46 66.7	24/11/2014 21:51 63.4
16/11/2014 20:31 63.8	18/11/2014 21:36 63.7	20/11/2014 22:41 64.6	23/11/2014 7:46 63.6	23/11/2014 16:51 65.4	24/11/2014 21:56 64.4
16/11/2014 20:36 64.0	18/11/2014 21:41 63.5	20/11/2014 22:46 64.6	23/11/2014 7:51 64.5	23/11/2014 16:56 64.7	24/11/2014 22:01 63.7
16/11/2014 20:41 64.2	18/11/2014 21:46 64.0	20/11/2014 22:51 63.9	23/11/2014 7:56 63.2	23/11/2014 17:01 66.2	24/11/2014 22:06 64.4
16/11/2014 20:46 64.2	18/11/2014 21:51 63.4	20/11/2014 22:56 64.6	23/11/2014 8:01 63.0	23/11/2014 17:06 65.0	24/11/2014 22:11 64.1
16/11/2014 20:51 63.7	18/11/2014 21:56 63.4	21/11/2014 19:01 63.3	23/11/2014 8:06 63.1	23/11/2014 17:11 65.5	24/11/2014 22:16 63.9
16/11/2014 20:56 63.6	18/11/2014 22:01 63.6	21/11/2014 19:06 62.6	23/11/2014 8:11 64.1	23/11/2014 17:16 64.8	24/11/2014 22:21 64.2
16/11/2014 21:01 63.3	18/11/2014 22:06 63.4	21/11/2014 19:11 63.0	23/11/2014 8:16 63.4	23/11/2014 17:21 65.6	24/11/2014 22:26 64.0
16/11/2014 21:06 63.4	18/11/2014 22:11 63.7	21/11/2014 19:16 63.2	23/11/2014 8:21 64.1	23/11/2014 17:26 65.0	24/11/2014 22:31 63.5
16/11/2014 21:11 63.4	18/11/2014 22:16 64.4	21/11/2014 19:21 64.2	23/11/2014 8:26 64.4	23/11/2014 17:31 65.1	24/11/2014 22:36 63.8
16/11/2014 21:16 63.1	18/11/2014 22:21 63.8	21/11/2014 19:26 62.8	23/11/2014 8:31 64.1	23/11/2014 17:36 64.6	24/11/2014 22:41 64.2
16/11/2014 21:21 63.7	18/11/2014 22:26 63.6	21/11/2014 19:31 62.8	23/11/2014 8:36 64.0	23/11/2014 17:41 64.2	24/11/2014 22:46 63.5
16/11/2014 21:26 63.2	18/11/2014 22:31 63.8	21/11/2014 19:36 61.9	23/11/2014 8:41 63.7	23/11/2014 17:46 64.9	24/11/2014 22:51 63.2
16/11/2014 21:31 63.1	18/11/2014 22:36 63.7	21/11/2014 19:41 61.8	23/11/2014 8:46 64.0	23/11/2014 17:51 64.0	24/11/2014 22:56 63.4
16/11/2014 21:36 63.2	18/11/2014 22:41 63.6	21/11/2014 19:46 62.0	23/11/2014 8:51 64.5	23/11/2014 17:56 64.5	25/11/2014 19:01 64.0
16/11/2014 21:41 63.3	18/11/2014 22:46 63.8	21/11/2014 19:51 62.0	23/11/2014 8:56 63.7	23/11/2014 18:01 64.3	25/11/2014 19:06 63.9
16/11/2014 21:46 63.1	18/11/2014 22:51 63.9	21/11/2014 19:56 62.8	23/11/2014 9:01 64.2	23/11/2014 18:06 64.4	25/11/2014 19:11 63.6
16/11/2014 21:51 63.2	18/11/2014 22:56 63.5	21/11/2014 20:01 61.5	23/11/2014 9:06 64.6	23/11/2014 18:11 64.5	25/11/2014 19:16 63.9
16/11/2014 21:56 63.3	19/11/2014 19:01 62.9	21/11/2014 20:06 63.1	23/11/2014		

Real-time Noise Data RTN1 (Food and Environmental Hygiene Department Depot)

25/11/2014 22:06 63.5		29/10/2014 0:51 59.1	30/10/2014 1:56 60.7	31/10/2014 3:01 58.8	1/11/2014 4:06 60.8
25/11/2014 22:11 64.2		29/10/2014 0:56 59.0	30/10/2014 2:01 59.9	31/10/2014 3:06 58.7	1/11/2014 4:11 60.8
25/11/2014 22:16 64.0		29/10/2014 1:01 59.2	30/10/2014 2:06 59.9	31/10/2014 3:11 59.6	1/11/2014 4:16 61.0
25/11/2014 22:21 64.1		29/10/2014 1:06 57.8	30/10/2014 2:11 60.3	31/10/2014 3:16 58.5	1/11/2014 4:21 60.4
25/11/2014 22:26 64.1		29/10/2014 1:11 56.3	30/10/2014 2:16 60.2	31/10/2014 3:21 59.0	1/11/2014 4:26 60.8
25/11/2014 22:31 63.5		29/10/2014 1:16 56.2	30/10/2014 2:21 59.5	31/10/2014 3:26 59.3	1/11/2014 4:31 61.3
25/11/2014 22:36 63.2		29/10/2014 1:21 57.7	30/10/2014 2:26 59.3	31/10/2014 3:31 59.5	1/11/2014 4:36 61.3
25/11/2014 22:41 63.8		29/10/2014 1:26 57.7	30/10/2014 2:31 59.7	31/10/2014 3:36 59.3	1/11/2014 4:41 60.5
25/11/2014 22:46 63.8		29/10/2014 1:31 55.5	30/10/2014 2:36 59.3	31/10/2014 3:41 57.8	1/11/2014 4:46 60.7
25/11/2014 22:51 63.0		29/10/2014 1:36 54.7	30/10/2014 2:41 59.4	31/10/2014 3:46 59.2	1/11/2014 4:51 61.0
25/11/2014 22:56 63.4		29/10/2014 1:41 54.5	30/10/2014 2:46 59.1	31/10/2014 3:51 58.3	1/11/2014 4:56 60.8
26/11/2014 19:01 63.4		29/10/2014 1:41 59.0	30/10/2014 2:51 60.0	31/10/2014 3:56 59.8	1/11/2014 5:01 60.5
26/11/2014 19:06 63.2		29/10/2014 1:51 51.4	30/10/2014 2:56 59.0	31/10/2014 4:01 57.7	1/11/2014 5:06 61.2
26/11/2014 19:11 63.4		29/10/2014 1:56 53.6	30/10/2014 3:01 60.4	31/10/2014 4:06 58.5	1/11/2014 5:11 60.4
26/11/2014 19:16 64.3		29/10/2014 2:01 53.3	30/10/2014 3:06 59.7	31/10/2014 4:11 58.6	1/11/2014 5:16 61.0
26/11/2014 19:21 63.5		29/10/2014 2:06 52.6	30/10/2014 3:11 59.3	31/10/2014 4:16 58.4	1/11/2014 5:21 60.6
26/11/2014 19:26 64.0		29/10/2014 2:11 52.9	30/10/2014 3:16 58.4	31/10/2014 4:21 58.5	1/11/2014 5:26 61.3
26/11/2014 19:31 64.0		29/10/2014 2:16 49.3	30/10/2014 3:21 58.4	31/10/2014 4:26 59.2	1/11/2014 5:31 61.1
26/11/2014 19:36 64.6		29/10/2014 2:21 54.5	30/10/2014 3:26 58.9	31/10/2014 4:31 58.6	1/11/2014 5:36 60.6
26/11/2014 19:41 63.8		29/10/2014 2:26 52.8	30/10/2014 3:31 59.4	31/10/2014 4:36 58.5	1/11/2014 5:41 61.2
26/11/2014 19:46 63.9		29/10/2014 2:31 47.6	30/10/2014 3:36 61.9	31/10/2014 4:41 58.4	1/11/2014 5:46 61.0
26/11/2014 19:51 65.4		29/10/2014 2:36 61.9	30/10/2014 3:41 58.4	31/10/2014 4:46 58.9	1/11/2014 5:51 61.1
26/11/2014 19:56 64.5		29/10/2014 2:41 48.4	30/10/2014 3:46 58.9	31/10/2014 4:51 59.6	1/11/2014 5:56 61.4
26/11/2014 20:01 64.7		29/10/2014 2:46 61.8	30/10/2014 3:51 58.7	31/10/2014 4:56 58.7	1/11/2014 6:01 61.6
26/11/2014 20:06 64.6		29/10/2014 2:51 47.9	30/10/2014 3:56 58.0	31/10/2014 5:01 58.0	1/11/2014 6:06 61.1
26/11/2014 20:11 65.1		29/10/2014 2:56 48.4	30/10/2014 4:01 58.5	31/10/2014 5:06 57.8	1/11/2014 6:11 60.9
26/11/2014 20:16 64.7		29/10/2014 3:01 50.0	30/10/2014 4:06 58.9	31/10/2014 5:11 59.4	1/11/2014 6:16 52.5
26/11/2014 20:21 64.2		29/10/2014 3:06 61.7	30/10/2014 4:11 58.5	31/10/2014 5:16 58.9	1/11/2014 6:21 51.7
26/11/2014 20:26 64.5		29/10/2014 3:11 59.8	30/10/2014 4:16 59.1	31/10/2014 5:21 59.0	1/11/2014 6:26 54.7
26/11/2014 20:31 64.3		29/10/2014 3:16 59.3	30/10/2014 4:21 58.6	31/10/2014 5:26 59.5	1/11/2014 6:31 52.6
26/11/2014 20:36 64.3		29/10/2014 3:21 58.0	30/10/2014 4:26 58.6	31/10/2014 5:31 60.6	1/11/2014 6:36 56.5
26/11/2014 20:41 64.2		29/10/2014 3:26 58.2	30/10/2014 4:31 58.4	31/10/2014 5:36 59.1	1/11/2014 6:41 58.0
26/11/2014 20:46 64.7		29/10/2014 3:31 58.9	30/10/2014 4:36 58.7	31/10/2014 5:41 60.5	1/11/2014 6:46 58.1
26/11/2014 20:51 66.1		29/10/2014 3:36 59.5	30/10/2014 4:41 58.4	31/10/2014 5:46 60.0	1/11/2014 6:51 59.5
26/11/2014 20:56 64.2		29/10/2014 3:41 58.8	30/10/2014 4:46 58.9	31/10/2014 5:51 60.4	1/11/2014 6:56 54.8
26/11/2014 21:01 64.2		29/10/2014 3:46 58.7	30/10/2014 4:51 58.5	31/10/2014 5:56 60.8	1/11/2014 23:01 56.8
26/11/2014 21:06 64.1		29/10/2014 3:51 59.5	30/10/2014 4:56 58.4	31/10/2014 6:01 60.9	1/11/2014 23:06 57.1
26/11/2014 21:11 63.8		29/10/2014 3:56 59.0	30/10/2014 5:01 59.4	31/10/2014 6:06 61.1	1/11/2014 23:11 56.9
26/11/2014 21:16 63.4		29/10/2014 4:01 58.2	30/10/2014 5:06 59.3	31/10/2014 6:11 61.4	1/11/2014 23:16 57.3
26/11/2014 21:21 64.3		29/10/2014 4:06 58.8	30/10/2014 5:11 58.6	31/10/2014 6:16 61.7	1/11/2014 23:21 58.0
26/11/2014 21:26 64.1		29/10/2014 4:11 58.4	30/10/2014 5:16 59.9	31/10/2014 6:21 54.5	1/11/2014 23:26 59.8
26/11/2014 21:31 64.2		29/10/2014 4:16 57.9	30/10/2014 5:21 59.8	31/10/2014 6:26 52.9	1/11/2014 23:31 55.3
26/11/2014 21:36 64.1		29/10/2014 4:21 59.4	30/10/2014 5:26 59.8	31/10/2014 6:31 57.4	1/11/2014 23:36 59.1
26/11/2014 21:41 64.7		29/10/2014 4:26 57.8	30/10/2014 5:31 60.1	31/10/2014 6:36 57.9	1/11/2014 23:41 56.9
26/11/2014 21:46 63.6		29/10/2014 4:31 59.4	30/10/2014 5:36 59.7	31/10/2014 6:41 59.7	1/11/2014 23:46 57.1
26/11/2014 21:51 63.3		29/10/2014 4:36 58.2	30/10/2014 5:41 60.4	31/10/2014 6:46 59.9	1/11/2014 23:51 49.8
26/11/2014 21:56 64.1		29/10/2014 4:41 58.9	30/10/2014 5:46 60.5	31/10/2014 6:51 60.5	1/11/2014 23:56 57.1
26/11/2014 22:01 63.3		29/10/2014 4:46 58.0	30/10/2014 5:51 61.0	31/10/2014 6:56 60.7	2/11/2014 0:01 54.9
26/11/2014 22:06 63.2		29/10/2014 4:51 59.5	30/10/2014 5:56 60.3	31/10/2014 7:01 60.1	2/11/2014 0:06 49.8
26/11/2014 22:11 64.2		29/10/2014 4:56 58.1	30/10/2014 6:01 61.1	31/10/2014 23:06 59.2	2/11/2014 0:11 56.8
26/11/2014 22:16 63.8		29/10/2014 5:01 59.0	30/10/2014 6:06 60.6	31/10/2014 23:11 54.8	2/11/2014 0:16 47.9
26/11/2014 22:21 63.2		29/10/2014 5:06 58.8	30/10/2014 6:11 61.3	31/10/2014 23:16 59.4	2/11/2014 0:21 54.5
26/11/2014 22:26 63.5		29/10/2014 5:11 58.1	30/10/2014 6:16 61.6	31/10/2014 23:21 57.7	2/11/2014 0:26 55.4
26/11/2014 22:31 65.4		29/10/2014 5:16 59.5	30/10/2014 6:21 55.1	31/10/2014 23:26 57.7	2/11/2014 0:31 56.9
26/11/2014 22:36 63.8		29/10/2014 5:21 58.8	30/10/2014 6:26 55.6	31/10/2014 23:31 58.0	2/11/2014 0:36 52.6
26/11/2014 22:41 64.4		29/10/2014 5:26 60.1	30/10/2014 6:31 57.4	31/10/2014 23:36 57.7	2/11/2014 0:41 54.8
26/11/2014 22:46 64.0		29/10/2014 5:31 59.2	30/10/2014 6:36 57.8	31/10/2014 23:41 58.9	2/11/2014 0:46 49.6
26/11/2014 22:51 63.7		29/10/2014 5:36 59.6	30/10/2014 6:41 58.9	31/10/2014 23:46 59.2	2/11/2014 0:51 61.7
26/11/2014 22:56 64.2		29/10/2014 5:41 59.9	30/10/2014 6:46 58.6	31/10/2014 23:51 58.2	2/11/2014 0:56 57.9
27/11/2014 19:01 63.4		29/10/2014 5:46 60.2	30/10/2014 6:51 60.6	31/10/2014 23:56 56.3	2/11/2014 1:01 61.6
27/11/2014 19:06 63.9		29/10/2014 5:51 60.6	30/10/2014 6:56 59.7	1/11/2014 0:01 58.0	2/11/2014 1:06 50.7
27/11/2014 19:11 64.0		29/10/2014 5:56 60.6	30/10/2014 23:01 58.4	1/11/2014 0:06 56.8	2/11/2014 1:11 61.3
27/11/2014 19:16 63.3		29/10/2014 6:01 60.9	30/10/2014 23:06 56.2	1/11/2014 0:11 56.1	2/11/2014 1:16 61.5
27/11/2014 19:21 63.8		29/10/2014 6:06 61.2	30/10/2014 23:11 60.2	1/11/2014 0:16 55.0	2/11/2014 1:21 61.8
27/11/2014 19:26 64.1		29/10/2014 6:11 60.8	30/10/2014 23:16 58.8	1/11/2014 0:21 56.0	2/11/2014 1:26 61.1
27/11/2014 19:31 63.3		29/10/2014 6:16 40.3	30/10/2014 23:21 56.8	1/11/2014 0:26 55.4	2/11/2014 1:31 60.9
27/11/2014 19:36 63.3		29/10/2014 6:21 40.3	30/10/2014 23:26 57.6	1/11/2014 0:31 56.5	2/11/2014 1:36 61.4
27/11/2014 19:41 63.0		29/10/2014 6:26 56.1	30/10/2014 23:31 56.4	1/11/2014 0:36 57.1	2/11/2014 1:41 61.5
27/11/2014 19:46 62.8		29/10/2014 6:31 55.4	30/10/2014 23:36 58.6	1/11/2014 0:41 52.9	2/11/2014 1:46 61.0
27/11/2014 19:51 63.5		29/10/2014 6:36 56.5	30/10/2014 23:41 56.0	1/11/2014 0:46 52.1	2/11/2014 1:51 61.7
27/11/2014 19:56 64.4		29/10/2014 6:41 60.2	30/10/2014 23:46 57.6	1/11/2014 0:51 55.0	2/11/2014 1:56 61.0
27/11/2014 20:01 65.6		29/10/2014 6:46 56.7	30/10/2014 23:51 56.1	1/11/2014 0:56 61.7	2/11/2014 2:01 61.0
27/11/2014 20:06 65.5		29/10/2014 6:51 60.1	30/10/2014 23:56 60.2	1/11/2014 1:01 50.3	2/11/2014 2:06 61.5
27/11/2014 20:11 65.1		29/10/2014 6:56 60.0	31/10/2014 0:01 51.7	1/11/2014 1:06 45.1	2/11/2014 2:11 60.7
27/11/2014 20:16 65.3		29/10/2014 23:01 58.5	31/10/2014 0:06 52.0	1/11/2014 1:11 54.4	2/11/2014 2:16 61.2
27/11/2014 20:21 65.8		29/10/2014 23:06 58.6	31/10/2014 0:11 55.4	1/11/2014 1:16 54.7	2/11/2014 2:21 60.4
27/11/2014 20:26 65.6		29/10/2014 23:11 55.4	31/10/2014 0:16 54.5	1/11/2014 1:21 52.2	2/11/2014 2:26 38.5
27/11/2014 20:31 65.4		29/10/2014 23:16 58.0	31/10/2014 0:21 54.1	1/11/2014 1:26 53.4	2/11/2014 2:31 60.8
27/11/2014 20:36 65.6		29/10/2014 23:21 57.4	31/10/2014 0:26 54.5	1/11/2014 1:31 53.3	2/11/2014 2:36 60.6
27/11/2014 20:41 64.9		29/10/2014 23:26 58.7	31/10/2014 0:31 61.7	1/11/2014 1:36 45.6	2/11/2014 2:41 61.5
27/11/2014 20:46 64.6		29/10/2014 23:31 58.8	31/10/2014 0:36 61.9	1/11/2014 1:41 53.3	2/11/2014 2:46 61.4
27/11/2014 20:51 64.8		29/10/2014 23:36 58.1	31/10/2014 0:41 38.5	1/11/2014 1:46 61.8	2/11/2014 2:51 60.4
27/11/2014 20:56 65.2		29/10/2014 23:41 54.8	31/10/2014 0:46 50.3	1/11/2014 1:51 61.9	2/11/2014 2:56 60.3
27/11/2014 21:01 64.8		29/10/2014 23:46 58.9	31/10/2014 0:51 61.4	1/11/2014 1:56 61.9	2/11/2014 3:01 60.3
27/11/2014 21:06 64.6		29/10/2014 23:51 56.7	31/10/2014 0:56 60.9	1/11/2014 2:01 61.8	2/11/2014 3:06 60.7
27/11/2014 21:11 64.9		29/10/2014 23:56 55.4	31/10/2014 1:01 61.1	1/11/2014 2:06 61.8	2/11/2014 3:11 60.3
27/11/2014 21:16 65.0		30/10/2014 0:01 54.6			

Real-time Noise Data	RTN1 (Food and Environmental Hygiene Department Depot)										
2/11/2014 5:11	59.6	3/11/2014 6:16	40.3	4/11/2014 23:21	57.7	6/11/2014 0:26	52.9	7/11/2014 1:31	61.7	8/11/2014 2:36	57.7
2/11/2014 5:16	59.4	3/11/2014 6:21	46.4	4/11/2014 23:26	56.8	6/11/2014 0:31	51.4	7/11/2014 1:36	61.6	8/11/2014 2:41	58.5
2/11/2014 5:21	59.2	3/11/2014 6:26	54.3	4/11/2014 23:31	57.2	6/11/2014 0:36	61.9	7/11/2014 1:41	42.5	8/11/2014 2:46	55.6
2/11/2014 5:26	59.8	3/11/2014 6:31	57.9	4/11/2014 23:36	52.7	6/11/2014 0:41	49.8	7/11/2014 1:46	61.3	8/11/2014 2:51	56.0
2/11/2014 5:31	59.2	3/11/2014 6:36	56.7	4/11/2014 23:41	55.1	6/11/2014 0:46	61.8	7/11/2014 1:51	47.9	8/11/2014 2:56	57.8
2/11/2014 5:36	60.0	3/11/2014 6:41	56.9	4/11/2014 23:46	53.3	6/11/2014 0:51	61.6	7/11/2014 1:56	61.0	8/11/2014 3:01	57.2
2/11/2014 5:41	60.5	3/11/2014 6:46	59.1	4/11/2014 23:51	55.0	6/11/2014 0:56	61.0	7/11/2014 2:01	60.7	8/11/2014 3:06	55.9
2/11/2014 5:46	59.3	3/11/2014 6:51	59.5	4/11/2014 23:56	56.5	6/11/2014 1:01	60.9	7/11/2014 2:06	60.5	8/11/2014 3:11	55.6
2/11/2014 5:51	59.9	3/11/2014 6:56	59.2	5/11/2014 0:01	50.6	6/11/2014 1:06	61.1	7/11/2014 2:11	60.5	8/11/2014 3:16	52.5
2/11/2014 5:56	60.6	3/11/2014 23:01	53.9	5/11/2014 0:06	47.4	6/11/2014 1:11	61.2	7/11/2014 2:16	60.8	8/11/2014 3:21	54.7
2/11/2014 6:01	60.1	3/11/2014 23:06	56.8	5/11/2014 0:11	42.5	6/11/2014 1:16	60.9	7/11/2014 2:21	60.5	8/11/2014 3:26	54.7
2/11/2014 6:06	60.1	3/11/2014 23:11	56.5	5/11/2014 0:16	49.3	6/11/2014 1:21	61.4	7/11/2014 2:26	60.8	8/11/2014 3:31	52.5
2/11/2014 6:11	61.0	3/11/2014 23:16	59.2	5/11/2014 0:21	45.6	6/11/2014 1:26	60.8	7/11/2014 2:31	60.3	8/11/2014 3:36	55.3
2/11/2014 6:16	60.8	3/11/2014 23:21	58.0	5/11/2014 0:26	50.9	6/11/2014 1:31	60.1	7/11/2014 2:36	60.9	8/11/2014 3:41	46.0
2/11/2014 6:21	44.0	3/11/2014 23:26	56.1	5/11/2014 0:31	61.5	6/11/2014 1:36	60.8	7/11/2014 2:41	60.3	8/11/2014 3:46	61.8
2/11/2014 6:26	61.5	3/11/2014 23:31	57.6	5/11/2014 0:36	55.6	6/11/2014 1:41	60.1	7/11/2014 2:46	61.1	8/11/2014 3:51	61.6
2/11/2014 6:31	60.8	3/11/2014 23:36	53.3	5/11/2014 0:41	61.3	6/11/2014 1:46	60.3	7/11/2014 2:51	60.7	8/11/2014 3:56	50.0
2/11/2014 6:36	61.9	3/11/2014 23:41	55.4	5/11/2014 0:46	61.6	6/11/2014 1:51	59.8	7/11/2014 2:56	60.9	8/11/2014 4:01	61.8
2/11/2014 6:41	53.0	3/11/2014 23:46	53.4	5/11/2014 0:51	61.3	6/11/2014 1:56	59.9	7/11/2014 3:01	60.4	8/11/2014 4:06	52.2
2/11/2014 6:46	53.4	3/11/2014 23:51	52.8	5/11/2014 0:56	61.4	6/11/2014 2:01	60.5	7/11/2014 3:06	60.4	8/11/2014 4:11	56.9
2/11/2014 6:51	54.8	3/11/2014 23:56	55.5	5/11/2014 1:01	61.1	6/11/2014 2:06	60.1	7/11/2014 3:11	60.1	8/11/2014 4:16	54.5
2/11/2014 6:56	59.3	4/11/2014 0:01	61.7	5/11/2014 1:06	60.6	6/11/2014 2:11	59.4	7/11/2014 3:16	59.9	8/11/2014 4:21	50.1
2/11/2014 23:01	56.5	4/11/2014 0:06	54.1	5/11/2014 1:11	60.6	6/11/2014 2:16	61.6	7/11/2014 3:21	59.5	8/11/2014 4:26	52.7
2/11/2014 23:06	52.3	4/11/2014 0:11	54.1	5/11/2014 1:16	60.4	6/11/2014 2:21	60.1	7/11/2014 3:26	60.0	8/11/2014 4:31	44.0
2/11/2014 23:11	52.9	4/11/2014 0:16	61.6	5/11/2014 1:21	60.8	6/11/2014 2:26	59.0	7/11/2014 3:31	61.8	8/11/2014 4:36	38.5
2/11/2014 23:16	57.3	4/11/2014 0:21	48.4	5/11/2014 1:26	61.0	6/11/2014 2:31	59.2	7/11/2014 3:36	60.1	8/11/2014 4:41	61.6
2/11/2014 23:21	61.8	4/11/2014 0:26	35.5	5/11/2014 1:31	60.0	6/11/2014 2:36	59.6	7/11/2014 3:41	60.2	8/11/2014 4:46	61.7
2/11/2014 23:26	55.0	4/11/2014 0:31	61.8	5/11/2014 1:36	59.6	6/11/2014 2:41	59.3	7/11/2014 3:46	58.8	8/11/2014 4:51	61.7
2/11/2014 23:31	56.5	4/11/2014 0:36	53.8	5/11/2014 1:41	59.8	6/11/2014 2:46	58.7	7/11/2014 3:51	61.4	8/11/2014 4:56	50.6
2/11/2014 23:36	57.2	4/11/2014 0:41	60.9	5/11/2014 1:46	60.2	6/11/2014 2:51	58.8	7/11/2014 3:56	60.1	8/11/2014 5:01	40.3
2/11/2014 23:41	52.4	4/11/2014 0:46	61.4	5/11/2014 1:51	60.4	6/11/2014 2:56	58.9	7/11/2014 4:01	60.2	8/11/2014 5:06	58.6
2/11/2014 23:46	52.3	4/11/2014 0:51	61.2	5/11/2014 1:56	60.0	6/11/2014 3:01	59.2	7/11/2014 4:06	59.6	8/11/2014 5:11	61.8
2/11/2014 23:51	61.5	4/11/2014 0:56	61.0	5/11/2014 2:01	60.1	6/11/2014 3:06	59.5	7/11/2014 4:11	58.9	8/11/2014 5:16	56.5
2/11/2014 23:56	55.8	4/11/2014 1:01	60.9	5/11/2014 2:06	59.6	6/11/2014 3:11	59.4	7/11/2014 4:16	59.1	8/11/2014 5:21	51.5
3/11/2014 0:01	52.1	4/11/2014 1:06	60.7	5/11/2014 2:11	58.6	6/11/2014 3:16	58.3	7/11/2014 4:21	60.4	8/11/2014 5:26	55.7
3/11/2014 0:06	49.1	4/11/2014 1:11	60.5	5/11/2014 2:16	59.6	6/11/2014 3:21	61.0	7/11/2014 4:26	59.1	8/11/2014 5:31	58.8
3/11/2014 0:11	43.3	4/11/2014 1:16	60.4	5/11/2014 2:21	59.7	6/11/2014 3:26	58.8	7/11/2014 4:31	60.0	8/11/2014 5:36	61.0
3/11/2014 0:16	61.1	4/11/2014 1:21	61.6	5/11/2014 2:26	58.6	6/11/2014 3:31	58.9	7/11/2014 4:36	59.2	8/11/2014 5:41	60.1
3/11/2014 0:21	61.5	4/11/2014 1:26	60.7	5/11/2014 2:31	60.1	6/11/2014 3:36	59.1	7/11/2014 4:41	58.1	8/11/2014 5:46	60.6
3/11/2014 0:26	61.6	4/11/2014 1:31	60.8	5/11/2014 2:36	59.4	6/11/2014 3:41	58.1	7/11/2014 4:46	60.2	8/11/2014 5:51	59.8
3/11/2014 0:31	48.2	4/11/2014 1:36	60.0	5/11/2014 2:41	60.4	6/11/2014 3:46	59.2	7/11/2014 4:51	59.5	8/11/2014 5:56	58.1
3/11/2014 0:36	61.2	4/11/2014 1:41	60.6	5/11/2014 2:46	59.0	6/11/2014 3:51	58.7	7/11/2014 4:56	59.3	8/11/2014 6:01	57.7
3/11/2014 0:41	60.8	4/11/2014 1:46	60.7	5/11/2014 2:51	60.0	6/11/2014 3:56	58.4	7/11/2014 5:01	59.5	8/11/2014 6:06	56.8
3/11/2014 0:46	60.3	4/11/2014 1:51	59.7	5/11/2014 2:56	58.2	6/11/2014 4:01	58.0	7/11/2014 5:06	59.7	8/11/2014 6:11	57.5
3/11/2014 0:51	61.5	4/11/2014 1:56	59.5	5/11/2014 3:01	58.7	6/11/2014 4:06	58.6	7/11/2014 5:11	60.3	8/11/2014 6:16	59.2
3/11/2014 0:56	59.8	4/11/2014 2:01	59.0	5/11/2014 3:06	59.2	6/11/2014 4:11	59.1	7/11/2014 5:16	60.8	8/11/2014 6:21	59.4
3/11/2014 1:01	60.1	4/11/2014 2:06	58.8	5/11/2014 3:11	58.8	6/11/2014 4:16	58.9	7/11/2014 5:21	59.6	8/11/2014 6:26	59.6
3/11/2014 1:06	59.9	4/11/2014 2:11	60.2	5/11/2014 3:16	59.2	6/11/2014 4:21	59.1	7/11/2014 5:26	60.4	8/11/2014 6:31	61.6
3/11/2014 1:11	59.8	4/11/2014 2:16	59.4	5/11/2014 3:21	58.5	6/11/2014 4:26	58.0	7/11/2014 5:31	60.2	8/11/2014 6:36	61.5
3/11/2014 1:16	59.3	4/11/2014 2:21	59.2	5/11/2014 3:26	58.6	6/11/2014 4:31	57.4	7/11/2014 5:36	59.9	8/11/2014 6:41	62.2
3/11/2014 1:21	59.7	4/11/2014 2:26	58.8	5/11/2014 3:31	58.7	6/11/2014 4:36	57.3	7/11/2014 5:41	61.2	8/11/2014 6:46	63.6
3/11/2014 1:26	59.8	4/11/2014 2:31	59.3	5/11/2014 3:36	58.9	6/11/2014 4:41	58.3	7/11/2014 5:46	43.3	8/11/2014 6:51	64.0
3/11/2014 1:31	59.2	4/11/2014 2:36	58.5	5/11/2014 3:41	57.5	6/11/2014 4:46	58.9	7/11/2014 5:51	61.3	8/11/2014 6:56	63.4
3/11/2014 1:36	59.2	4/11/2014 2:41	58.4	5/11/2014 3:46	59.0	6/11/2014 4:51	58.6	7/11/2014 5:56	61.5	8/11/2014 23:01	61.1
3/11/2014 1:41	60.0	4/11/2014 2:46	58.3	5/11/2014 3:51	58.3	6/11/2014 4:56	59.1	7/11/2014 6:01	61.8	8/11/2014 23:06	58.8
3/11/2014 1:46	59.3	4/11/2014 2:51	57.9	5/11/2014 3:56	58.3	6/11/2014 5:01	58.0	7/11/2014 6:06	55.5	8/11/2014 23:11	57.3
3/11/2014 1:51	58.7	4/11/2014 2:56	59.2	5/11/2014 4:01	58.9	6/11/2014 5:06	59.0	7/11/2014 6:11	54.0	8/11/2014 23:16	62.5
3/11/2014 1:56	59.2	4/11/2014 3:01	58.2	5/11/2014 4:06	58.5	6/11/2014 5:11	59.0	7/11/2014 6:16	54.1	8/11/2014 23:21	61.4
3/11/2014 2:01	59.1	4/11/2014 3:06	60.6	5/11/2014 4:11	58.1	6/11/2014 5:16	57.6	7/11/2014 6:21	58.4	8/11/2014 23:26	62.6
3/11/2014 2:06	59.0	4/11/2014 3:11	58.2	5/11/2014 4:16	58.0	6/11/2014 5:21	58.4	7/11/2014 6:26	59.0	8/11/2014 23:31	61.6
3/11/2014 2:11	57.6	4/11/2014 3:16	58.0	5/11/2014 4:21	57.9	6/11/2014 5:26	59.5	7/11/2014 6:31	60.0	8/11/2014 23:36	61.5
3/11/2014 2:16	59.2	4/11/2014 3:21	57.9	5/11/2014 4:26	58.1	6/11/2014 5:31	59.3	7/11/2014 6:36	60.5	8/11/2014 23:41	61.6
3/11/2014 2:21	58.8	4/11/2014 3:26	57.6	5/11/2014 4:31	58.8	6/11/2014 5:36	59.1	7/11/2014 6:41	61.6	8/11/2014 23:46	60.3
3/11/2014 2:26	58.2	4/11/2014 3:31	57.8	5/11/2014 4:36	58.7	6/11/2014 5:41	59.9	7/11/2014 6:46	61.3	8/11/2014 23:51	60.8
3/11/2014 2:31	58.1	4/11/2014 3:36	57.7	5/11/2014 4:41	58.4	6/11/2014 5:46	59.9	7/11/2014 6:51	62.7	8/11/2014 23:56	61.7
3/11/2014 2:36	58.8	4/11/2014 3:41	57.7	5/11/2014 4:46	57.5	6/11/2014 5:51	60.6	7/11/2014 6:56	61.8	9/11/2014 0:01	61.5
3/11/2014 2:41	58.2	4/11/2014 3:46	58.4	5/11/2014 4:51	58.6	6/11/2014 5:56	60.1	7/11/2014 23:01	60.7	9/11/2014 0:06	60.5
3/11/2014 2:46	58.2	4/11/2014 3:51	57.9	5/11/2014 4:56	58.6	6/11/2014 6:01	61.3	7/11/2014 23:06	59.4	9/11/2014 0:11	62.3
3/11/2014 2:51	57.6	4/11/2014 3:56	57.8	5/11/2014 5:01	59.0	6/11/2014 6:06	61.1	7/11/2014 23:11	58.3	9/11/2014 0:16	59.8
3/11/2014 2:56	60.0	4/11/2014 4:01	57.7	5/11/2014 5:06	58.4	6/11/2014 6:11	60.9	7/11/2014 23:16	60.0	9/11/2014 0:21	59.0
3/11/2014 3:01	57.0	4/11/2014 4:06	59.1	5/11/2014 5:11	58.8	6/11/2014 6:16	61.7	7/11/2014 23:21	61.4		

Real-time Noise Data		RTN1 (Food and Environmental Hygiene Department Depot)									
9/11/2014 3:41	60.7	10/11/2014 4:46	58.5	11/11/2014 5:51	60.4	12/11/2014 6:56	61.4	14/11/2014 0:01	57.5	15/11/2014 1:06	48.7
9/11/2014 3:46	60.8	10/11/2014 4:51	58.9	11/11/2014 5:56	61.9	12/11/2014 23:01	62.1	14/11/2014 0:06	57.8	15/11/2014 1:11	41.0
9/11/2014 3:51	61.2	10/11/2014 4:56	58.7	11/11/2014 6:01	61.0	12/11/2014 23:06	60.1	14/11/2014 0:11	55.2	15/11/2014 1:16	47.9
9/11/2014 3:56	61.1	10/11/2014 5:01	57.9	11/11/2014 6:06	61.0	12/11/2014 23:11	59.6	14/11/2014 0:16	57.0	15/11/2014 1:21	47.6
9/11/2014 4:01	61.2	10/11/2014 5:06	58.4	11/11/2014 6:11	61.7	12/11/2014 23:16	59.6	14/11/2014 0:21	55.4	15/11/2014 1:26	50.1
9/11/2014 4:06	61.2	10/11/2014 5:11	59.0	11/11/2014 6:16	51.9	12/11/2014 23:21	59.1	14/11/2014 0:26	55.9	15/11/2014 1:31	61.7
9/11/2014 4:11	61.7	10/11/2014 5:16	58.8	11/11/2014 6:21	49.4	12/11/2014 23:26	58.7	14/11/2014 0:31	56.2	15/11/2014 1:36	61.7
9/11/2014 4:16	60.8	10/11/2014 5:21	59.3	11/11/2014 6:26	57.2	12/11/2014 23:31	58.4	14/11/2014 0:36	60.5	15/11/2014 1:41	43.0
9/11/2014 4:21	61.1	10/11/2014 5:26	59.5	11/11/2014 6:31	56.6	12/11/2014 23:36	59.8	14/11/2014 0:41	61.9	15/11/2014 1:46	61.4
9/11/2014 4:26	60.3	10/11/2014 5:31	60.4	11/11/2014 6:36	58.6	12/11/2014 23:41	56.7	14/11/2014 0:46	61.5	15/11/2014 1:51	61.8
9/11/2014 4:31	60.8	10/11/2014 5:36	60.2	11/11/2014 6:41	60.6	12/11/2014 23:46	55.3	14/11/2014 0:51	49.1	15/11/2014 1:56	61.4
9/11/2014 4:36	60.3	10/11/2014 5:41	60.2	11/11/2014 6:46	62.2	12/11/2014 23:51	56.8	14/11/2014 0:56	61.6	15/11/2014 2:01	61.4
9/11/2014 4:41	60.5	10/11/2014 5:46	60.0	11/11/2014 6:51	62.0	12/11/2014 23:56	58.6	14/11/2014 1:01	52.2	15/11/2014 2:06	61.7
9/11/2014 4:46	61.2	10/11/2014 5:51	60.3	11/11/2014 6:56	60.6	13/11/2014 0:01	56.4	14/11/2014 1:06	61.7	15/11/2014 2:11	61.5
9/11/2014 4:51	54.0	10/11/2014 5:56	61.0	11/11/2014 23:01	58.0	13/11/2014 0:06	55.9	14/11/2014 1:11	51.9	15/11/2014 2:16	61.4
9/11/2014 4:56	60.6	10/11/2014 6:01	60.7	11/11/2014 23:06	57.6	13/11/2014 0:11	42.5	14/11/2014 1:16	61.7	15/11/2014 2:21	61.3
9/11/2014 5:01	60.5	10/11/2014 6:06	61.1	11/11/2014 23:11	57.6	13/11/2014 0:16	52.7	14/11/2014 1:21	61.9	15/11/2014 2:26	45.3
9/11/2014 5:06	60.0	10/11/2014 6:11	61.2	11/11/2014 23:16	57.7	13/11/2014 0:21	55.2	14/11/2014 1:26	35.5	15/11/2014 2:31	61.1
9/11/2014 5:11	60.8	10/11/2014 6:16	50.7	11/11/2014 23:21	59.7	13/11/2014 0:26	55.0	14/11/2014 1:31	43.3	15/11/2014 2:36	61.1
9/11/2014 5:16	61.1	10/11/2014 6:21	52.8	11/11/2014 23:26	59.2	13/11/2014 0:31	61.9	14/11/2014 1:36	61.7	15/11/2014 2:41	61.8
9/11/2014 5:21	59.8	10/11/2014 6:26	58.6	11/11/2014 23:31	58.1	13/11/2014 0:36	61.6	14/11/2014 1:41	61.4	15/11/2014 2:46	61.4
9/11/2014 5:26	61.4	10/11/2014 6:31	57.7	11/11/2014 23:36	57.9	13/11/2014 0:41	61.8	14/11/2014 1:46	60.7	15/11/2014 2:51	61.0
9/11/2014 5:31	60.4	10/11/2014 6:36	58.7	11/11/2014 23:41	58.8	13/11/2014 0:46	61.2	14/11/2014 1:51	60.7	15/11/2014 2:56	60.9
9/11/2014 5:36	61.8	10/11/2014 6:41	59.3	11/11/2014 23:46	58.8	13/11/2014 0:51	61.8	14/11/2014 1:56	59.7	15/11/2014 3:01	61.0
9/11/2014 5:41	61.1	10/11/2014 6:46	61.5	11/11/2014 23:51	56.4	13/11/2014 0:56	61.2	14/11/2014 2:01	60.4	15/11/2014 3:06	61.0
9/11/2014 5:46	60.8	10/11/2014 6:51	61.0	11/11/2014 23:56	57.8	13/11/2014 1:01	61.1	14/11/2014 2:06	60.4	15/11/2014 3:11	60.9
9/11/2014 5:51	51.4	10/11/2014 6:56	61.5	12/11/2014 0:01	55.6	13/11/2014 1:06	61.0	14/11/2014 2:11	57.7	15/11/2014 3:16	61.5
9/11/2014 5:56	61.7	10/11/2014 23:01	58.8	12/11/2014 0:06	55.5	13/11/2014 1:11	61.3	14/11/2014 2:16	60.6	15/11/2014 3:21	60.4
9/11/2014 6:01	61.5	10/11/2014 23:06	58.7	12/11/2014 0:11	56.9	13/11/2014 1:16	60.9	14/11/2014 2:21	59.6	15/11/2014 3:26	60.8
9/11/2014 6:06	61.2	10/11/2014 23:11	58.3	12/11/2014 0:16	54.6	13/11/2014 1:21	60.8	14/11/2014 2:26	60.1	15/11/2014 3:31	59.8
9/11/2014 6:11	61.5	10/11/2014 23:16	57.1	12/11/2014 0:21	54.8	13/11/2014 1:26	60.8	14/11/2014 2:31	59.8	15/11/2014 3:36	60.5
9/11/2014 6:16	61.7	10/11/2014 23:21	59.0	12/11/2014 0:26	54.7	13/11/2014 1:31	60.1	14/11/2014 2:36	60.6	15/11/2014 3:41	59.9
9/11/2014 6:21	53.8	10/11/2014 23:26	60.3	12/11/2014 0:31	53.6	13/11/2014 1:36	60.0	14/11/2014 2:41	60.8	15/11/2014 3:46	60.0
9/11/2014 6:26	55.0	10/11/2014 23:31	58.1	12/11/2014 0:36	53.0	13/11/2014 1:41	59.8	14/11/2014 2:46	60.1	15/11/2014 3:51	60.8
9/11/2014 6:31	53.7	10/11/2014 23:36	58.4	12/11/2014 0:41	56.1	13/11/2014 1:46	59.5	14/11/2014 2:51	60.1	15/11/2014 3:56	60.9
9/11/2014 6:36	58.5	10/11/2014 23:41	58.5	12/11/2014 0:46	61.8	13/11/2014 1:51	60.4	14/11/2014 2:56	59.3	15/11/2014 4:01	61.0
9/11/2014 6:41	59.8	10/11/2014 23:46	59.2	12/11/2014 0:51	61.8	13/11/2014 1:56	59.2	14/11/2014 3:01	60.4	15/11/2014 4:06	60.4
9/11/2014 6:46	57.0	10/11/2014 23:51	56.1	12/11/2014 0:56	52.4	13/11/2014 2:01	59.7	14/11/2014 3:06	58.7	15/11/2014 4:11	60.3
9/11/2014 6:51	58.4	10/11/2014 23:56	55.4	12/11/2014 1:01	61.7	13/11/2014 2:06	60.0	14/11/2014 3:11	59.6	15/11/2014 4:16	60.2
9/11/2014 6:56	55.5	11/11/2014 0:01	56.7	12/11/2014 1:06	61.7	13/11/2014 2:11	60.1	14/11/2014 3:16	59.6	15/11/2014 4:21	59.8
9/11/2014 23:01	56.2	11/11/2014 0:06	54.6	12/11/2014 1:11	54.1	13/11/2014 2:16	60.9	14/11/2014 3:21	59.2	15/11/2014 4:26	60.0
9/11/2014 23:06	57.2	11/11/2014 0:11	55.8	12/11/2014 1:16	61.3	13/11/2014 2:21	60.5	14/11/2014 3:26	59.6	15/11/2014 4:31	60.2
9/11/2014 23:11	60.5	11/11/2014 0:16	54.8	12/11/2014 1:21	53.1	13/11/2014 2:26	59.8	14/11/2014 3:31	59.3	15/11/2014 4:36	60.3
9/11/2014 23:16	56.7	11/11/2014 0:21	56.1	12/11/2014 1:26	53.3	13/11/2014 2:31	60.0	14/11/2014 3:36	59.0	15/11/2014 4:41	59.6
9/11/2014 23:21	54.9	11/11/2014 0:26	58.5	12/11/2014 1:31	61.0	13/11/2014 2:36	58.9	14/11/2014 3:41	58.0	15/11/2014 4:46	60.0
9/11/2014 23:26	57.8	11/11/2014 0:31	50.3	12/11/2014 1:36	60.6	13/11/2014 2:41	59.2	14/11/2014 3:46	59.2	15/11/2014 4:51	60.0
9/11/2014 23:31	56.0	11/11/2014 0:36	40.3	12/11/2014 1:41	60.6	13/11/2014 2:46	59.9	14/11/2014 3:51	58.4	15/11/2014 4:56	60.0
9/11/2014 23:36	56.7	11/11/2014 0:41	50.1	12/11/2014 1:46	61.0	13/11/2014 2:51	59.4	14/11/2014 3:56	59.7	15/11/2014 5:01	59.8
9/11/2014 23:41	53.7	11/11/2014 0:46	61.5	12/11/2014 1:51	60.9	13/11/2014 2:56	58.7	14/11/2014 4:01	57.7	15/11/2014 5:06	60.4
9/11/2014 23:46	56.3	11/11/2014 0:51	61.8	12/11/2014 1:56	60.7	13/11/2014 3:01	59.1	14/11/2014 4:06	59.3	15/11/2014 5:11	60.0
9/11/2014 23:51	56.1	11/11/2014 0:56	52.5	12/11/2014 2:01	59.9	13/11/2014 3:06	59.3	14/11/2014 4:11	58.9	15/11/2014 5:16	60.2
9/11/2014 23:56	56.5	11/11/2014 1:01	61.5	12/11/2014 2:06	60.0	13/11/2014 3:11	58.0	14/11/2014 4:16	58.4	15/11/2014 5:21	59.9
10/11/2014 0:01	54.2	11/11/2014 1:06	61.7	12/11/2014 2:11	59.6	13/11/2014 3:16	58.1	14/11/2014 4:21	59.8	15/11/2014 5:26	60.5
10/11/2014 0:06	55.8	11/11/2014 1:11	60.9	12/11/2014 2:16	60.4	13/11/2014 3:21	58.0	14/11/2014 4:26	58.6	15/11/2014 5:31	60.2
10/11/2014 0:11	53.4	11/11/2014 1:16	61.3	12/11/2014 2:21	59.8	13/11/2014 3:26	58.0	14/11/2014 4:31	58.1	15/11/2014 5:36	60.3
10/11/2014 0:16	61.4	11/11/2014 1:21	61.0	12/11/2014 2:26	59.9	13/11/2014 3:31	58.6	14/11/2014 4:36	58.8	15/11/2014 5:41	60.8
10/11/2014 0:21	50.9	11/11/2014 1:26	61.7	12/11/2014 2:31	59.7	13/11/2014 3:36	59.4	14/11/2014 4:41	58.5	15/11/2014 5:46	60.1
10/11/2014 0:26	53.2	11/11/2014 1:31	60.7	12/11/2014 2:36	60.1	13/11/2014 3:41	57.6	14/11/2014 4:46	58.9	15/11/2014 5:51	60.5
10/11/2014 0:31	61.7	11/11/2014 1:36	60.8	12/11/2014 2:41	59.5	13/11/2014 3:46	58.9	14/11/2014 4:51	60.1	15/11/2014 5:56	61.0
10/11/2014 0:36	58.3	11/11/2014 1:41	60.2	12/11/2014 2:46	59.9	13/11/2014 3:51	58.2	14/11/2014 4:56	59.6	15/11/2014 6:01	61.1
10/11/2014 0:41	61.6	11/11/2014 1:46	60.5	12/11/2014 2:51	60.1	13/11/2014 3:56	58.1	14/11/2014 5:01	58.6	15/11/2014 6:06	60.8
10/11/2014 0:46	60.8	11/11/2014 1:51	60.5	12/11/2014 2:56	59.1	13/11/2014 4:01	57.3	14/11/2014 5:06	60.1	15/11/2014 6:11	60.9
10/11/2014 0:51	41.6	11/11/2014 1:56	59.8	12/11/2014 3:01	58.8	13/11/2014 4:06	58.1	14/11/2014 5:11	60.5	15/11/2014 6:16	61.6
10/11/2014 0:56	61.2	11/11/2014 2:01	59.8	12/11/2014 3:06	59.2	13/11/2014 4:11	58.1	14/11/2014 5:16	58.6	15/11/2014 6:21	49.4
10/11/2014 1:01	60.8	11/11/2014 2:06	60.7	12/11/2014 3:11	58.5	13/11/2014 4:16	57.6	14/11/2014 5:21	58.8	15/11/2014 6:26	48.2
10/11/2014 1:06	61.3	11/11/2014 2:11	59.6	12/11/2014 3:16	59.9	13/11/2014 4:21	58.1	14/11/2014 5:26	59.9	15/11/2014 6:31	61.6
10/11/2014 1:11	60.0	11/11/2014 2:16	61.1	12/11/2014 3:21	58.9	13/11/2014 4:26	58.2	14/11/2014 5:31	60.1	15/11/2014 6:36	53.2
10/11/2014 1:16	60.5	11/11/2014 2:21	61.1	12/11/2014 3:26	59.2	13/11/2014 4:31	58.5	14/11/2014 5:36	60.2	15/11/2014 6:41	56.0
10/11/2014 1:21	61.0	11/11/2014 2:26	59.1	12/11/2014 3:31	58.7	13/11/2014 4:36					

Real-time Noise Data	RTN1 (Food and Environmental Hygiene Department Depot)										
16/11/2014 2:11	59.2	17/11/2014 3:16	57.3	18/11/2014 4:21	57.8	19/11/2014 5:26	60.1	20/11/2014 6:31	56.2	21/11/2014 23:36	54.5
16/11/2014 2:16	60.2	17/11/2014 3:21	57.7	18/11/2014 4:26	57.7	19/11/2014 5:31	59.2	20/11/2014 6:36	58.4	21/11/2014 23:41	57.4
16/11/2014 2:21	59.6	17/11/2014 3:26	57.4	18/11/2014 4:31	58.9	19/11/2014 5:36	59.2	20/11/2014 6:41	57.3	21/11/2014 23:46	58.6
16/11/2014 2:26	60.1	17/11/2014 3:31	57.8	18/11/2014 4:36	58.3	19/11/2014 5:41	60.4	20/11/2014 6:46	60.7	21/11/2014 23:51	60.0
16/11/2014 2:31	59.4	17/11/2014 3:36	57.6	18/11/2014 4:41	58.6	19/11/2014 5:46	60.2	20/11/2014 6:51	61.2	21/11/2014 23:56	57.5
16/11/2014 2:36	59.7	17/11/2014 3:41	57.5	18/11/2014 4:46	57.4	19/11/2014 5:51	61.0	20/11/2014 6:56	61.2	22/11/2014 0:01	58.5
16/11/2014 2:41	59.9	17/11/2014 3:46	57.6	18/11/2014 4:51	58.9	19/11/2014 5:56	60.2	20/11/2014 7:01	58.2	22/11/2014 0:06	58.2
16/11/2014 2:46	59.8	17/11/2014 3:51	58.6	18/11/2014 4:56	58.3	19/11/2014 6:01	61.6	20/11/2014 7:06	59.9	22/11/2014 0:11	58.3
16/11/2014 2:51	59.0	17/11/2014 3:56	57.6	18/11/2014 5:01	58.6	19/11/2014 6:06	61.1	20/11/2014 7:11	59.9	22/11/2014 0:16	57.1
16/11/2014 2:56	60.2	17/11/2014 4:01	57.3	18/11/2014 5:06	58.4	19/11/2014 6:11	61.4	20/11/2014 7:16	64.4	22/11/2014 0:21	56.0
16/11/2014 3:01	58.6	17/11/2014 4:06	58.6	18/11/2014 5:11	58.9	19/11/2014 6:16	46.4	20/11/2014 7:21	59.6	22/11/2014 0:26	56.7
16/11/2014 3:06	59.1	17/11/2014 4:11	57.8	18/11/2014 5:16	59.1	19/11/2014 6:21	52.9	20/11/2014 7:26	60.6	22/11/2014 0:31	58.3
16/11/2014 3:11	59.3	17/11/2014 4:16	57.9	18/11/2014 5:21	59.0	19/11/2014 6:26	54.9	20/11/2014 7:31	56.7	22/11/2014 0:36	57.1
16/11/2014 3:16	58.2	17/11/2014 4:21	57.8	18/11/2014 5:26	58.8	19/11/2014 6:31	57.0	20/11/2014 7:36	57.6	22/11/2014 0:41	54.8
16/11/2014 3:21	58.4	17/11/2014 4:26	57.4	18/11/2014 5:31	58.9	19/11/2014 6:36	59.7	20/11/2014 7:41	58.4	22/11/2014 0:46	56.1
16/11/2014 3:26	58.7	17/11/2014 4:31	58.4	18/11/2014 5:36	59.5	19/11/2014 6:41	60.1	20/11/2014 7:46	59.2	22/11/2014 0:51	56.2
16/11/2014 3:31	58.3	17/11/2014 4:36	57.9	18/11/2014 5:41	59.7	19/11/2014 6:46	59.4	20/11/2014 7:51	57.9	22/11/2014 0:56	57.2
16/11/2014 3:36	58.8	17/11/2014 4:41	58.0	18/11/2014 5:46	59.8	19/11/2014 6:51	60.5	20/11/2014 7:56	58.1	22/11/2014 1:01	53.0
16/11/2014 3:41	58.3	17/11/2014 4:46	57.4	18/11/2014 5:51	60.4	19/11/2014 6:56	61.3	21/11/2014 0:01	57.6	22/11/2014 1:06	49.4
16/11/2014 3:46	58.1	17/11/2014 4:51	58.6	18/11/2014 5:56	60.3	19/11/2014 7:01	58.1	21/11/2014 0:06	57.6	22/11/2014 1:11	46.7
16/11/2014 3:51	59.6	17/11/2014 4:56	58.1	18/11/2014 6:01	61.1	19/11/2014 7:06	58.5	21/11/2014 0:11	56.5	22/11/2014 1:16	52.9
16/11/2014 3:56	59.1	17/11/2014 5:01	58.4	18/11/2014 6:06	60.2	19/11/2014 7:11	56.4	21/11/2014 0:16	53.4	22/11/2014 1:21	47.1
16/11/2014 4:01	59.1	17/11/2014 5:06	57.6	18/11/2014 6:11	61.3	19/11/2014 7:16	58.9	21/11/2014 0:21	55.2	22/11/2014 1:26	56.2
16/11/2014 4:06	59.0	17/11/2014 5:11	58.6	18/11/2014 6:16	61.3	19/11/2014 7:21	57.8	21/11/2014 0:26	49.6	22/11/2014 1:31	61.9
16/11/2014 4:11	58.9	17/11/2014 5:16	58.9	18/11/2014 6:21	61.9	19/11/2014 7:26	57.0	21/11/2014 0:31	55.8	22/11/2014 1:36	53.4
16/11/2014 4:16	58.3	17/11/2014 5:21	58.8	18/11/2014 6:26	57.1	19/11/2014 7:31	57.2	21/11/2014 0:36	55.5	22/11/2014 1:41	52.1
16/11/2014 4:21	58.6	17/11/2014 5:26	58.6	18/11/2014 6:31	57.2	19/11/2014 7:36	58.5	21/11/2014 0:41	61.8	22/11/2014 1:46	61.8
16/11/2014 4:26	58.3	17/11/2014 5:31	59.2	18/11/2014 6:36	56.8	19/11/2014 7:41	57.8	21/11/2014 0:46	55.6	22/11/2014 1:51	52.9
16/11/2014 4:31	58.5	17/11/2014 5:36	59.1	18/11/2014 6:41	58.5	19/11/2014 7:46	59.2	21/11/2014 0:51	51.4	22/11/2014 1:56	61.8
16/11/2014 4:36	58.5	17/11/2014 5:41	59.9	18/11/2014 6:46	58.2	19/11/2014 7:51	53.4	21/11/2014 0:56	61.5	22/11/2014 2:01	61.4
16/11/2014 4:41	58.0	17/11/2014 5:46	60.0	18/11/2014 6:51	60.3	19/11/2014 7:56	54.2	21/11/2014 1:01	61.4	22/11/2014 2:06	38.5
16/11/2014 4:46	58.4	17/11/2014 5:51	60.3	18/11/2014 6:56	59.4	20/11/2014 0:01	55.1	21/11/2014 1:06	47.4	22/11/2014 2:11	61.2
16/11/2014 4:51	58.6	17/11/2014 5:56	59.9	18/11/2014 7:01	57.7	20/11/2014 0:06	54.3	21/11/2014 1:11	47.6	22/11/2014 2:16	61.0
16/11/2014 4:56	58.8	17/11/2014 6:01	61.4	18/11/2014 7:06	56.5	20/11/2014 0:11	53.7	21/11/2014 1:16	60.4	22/11/2014 2:21	60.9
16/11/2014 5:01	58.8	17/11/2014 6:06	60.7	18/11/2014 7:11	58.2	20/11/2014 0:16	52.5	21/11/2014 1:21	60.9	22/11/2014 2:26	61.5
16/11/2014 5:06	58.2	17/11/2014 6:11	61.1	18/11/2014 7:16	59.8	20/11/2014 0:21	56.6	21/11/2014 1:26	61.3	22/11/2014 2:31	61.8
16/11/2014 5:11	58.8	17/11/2014 6:16	61.1	18/11/2014 7:21	58.5	20/11/2014 0:26	50.1	21/11/2014 1:31	61.6	22/11/2014 2:36	61.6
16/11/2014 5:16	59.0	17/11/2014 6:21	61.7	18/11/2014 7:26	61.8	20/11/2014 0:31	61.8	21/11/2014 1:36	61.5	22/11/2014 2:41	60.7
16/11/2014 5:21	59.0	17/11/2014 6:26	56.1	18/11/2014 7:31	59.7	20/11/2014 0:36	45.1	21/11/2014 1:41	61.3	22/11/2014 2:46	61.0
16/11/2014 5:26	59.3	17/11/2014 6:31	57.8	18/11/2014 7:36	58.0	20/11/2014 0:41	61.7	21/11/2014 1:46	61.0	22/11/2014 2:51	61.1
16/11/2014 5:31	59.5	17/11/2014 6:36	56.5	18/11/2014 7:41	54.8	20/11/2014 0:46	50.0	21/11/2014 1:51	59.6	22/11/2014 2:56	60.9
16/11/2014 5:36	59.7	17/11/2014 6:41	57.7	18/11/2014 7:46	57.6	20/11/2014 0:51	61.9	21/11/2014 1:56	60.4	22/11/2014 3:01	60.3
16/11/2014 5:41	60.2	17/11/2014 6:46	58.7	18/11/2014 7:51	58.1	20/11/2014 0:56	61.6	21/11/2014 2:01	60.4	22/11/2014 3:06	61.3
16/11/2014 5:46	59.8	17/11/2014 6:51	59.9	18/11/2014 7:56	57.1	20/11/2014 1:01	61.4	21/11/2014 2:06	60.0	22/11/2014 3:11	61.0
16/11/2014 5:51	60.2	17/11/2014 6:56	59.2	19/11/2014 0:01	52.0	20/11/2014 1:06	61.3	21/11/2014 2:11	60.3	22/11/2014 3:16	61.0
16/11/2014 5:56	60.2	17/11/2014 7:01	55.5	19/11/2014 0:06	55.7	20/11/2014 1:11	61.4	21/11/2014 2:16	60.4	22/11/2014 3:21	60.6
16/11/2014 6:01	60.7	17/11/2014 7:06	57.2	19/11/2014 0:11	49.1	20/11/2014 1:16	60.6	21/11/2014 2:21	60.1	22/11/2014 3:26	60.5
16/11/2014 6:06	60.6	17/11/2014 7:11	58.0	19/11/2014 0:16	50.6	20/11/2014 1:21	49.1	21/11/2014 2:26	59.4	22/11/2014 3:31	61.3
16/11/2014 6:11	61.1	17/11/2014 7:16	59.1	19/11/2014 0:21	44.6	20/11/2014 1:26	60.9	21/11/2014 2:31	60.2	22/11/2014 3:36	60.8
16/11/2014 6:16	61.4	17/11/2014 7:21	57.8	19/11/2014 0:26	53.8	20/11/2014 1:31	61.1	21/11/2014 2:36	60.4	22/11/2014 3:41	60.3
16/11/2014 6:21	45.3	17/11/2014 7:26	56.5	19/11/2014 0:31	53.6	20/11/2014 1:36	61.0	21/11/2014 2:41	58.8	22/11/2014 3:46	61.7
16/11/2014 6:26	47.5	17/11/2014 7:31	57.4	19/11/2014 0:36	61.9	20/11/2014 1:41	60.6	21/11/2014 2:46	59.5	22/11/2014 3:51	58.2
16/11/2014 6:31	47.8	17/11/2014 7:36	53.0	19/11/2014 0:41	43.3	20/11/2014 1:46	61.0	21/11/2014 2:51	59.7	22/11/2014 3:56	58.5
16/11/2014 6:36	53.4	17/11/2014 7:41	55.3	19/11/2014 0:46	61.9	20/11/2014 1:51	60.1	21/11/2014 2:56	59.5	22/11/2014 4:01	58.1
16/11/2014 6:41	55.3	17/11/2014 7:46	53.4	19/11/2014 0:51	61.0	20/11/2014 1:56	61.1	21/11/2014 3:01	57.8	22/11/2014 4:06	58.4
16/11/2014 6:46	56.9	17/11/2014 7:51	54.0	19/11/2014 0:56	61.7	20/11/2014 2:01	59.9	21/11/2014 3:06	59.8	22/11/2014 4:11	56.9
16/11/2014 6:51	57.6	17/11/2014 7:56	56.0	19/11/2014 1:01	61.3	20/11/2014 2:06	60.6	21/11/2014 3:11	58.7	22/11/2014 4:16	56.3
16/11/2014 6:56	59.2	18/11/2014 0:01	43.3	19/11/2014 1:06	60.6	20/11/2014 2:11	59.5	21/11/2014 3:16	59.3	22/11/2014 4:21	56.6
16/11/2014 7:01	55.4	18/11/2014 0:06	51.9	19/11/2014 1:11	61.3	20/11/2014 2:16	59.8	21/11/2014 3:21	59.8	22/11/2014 4:26	56.4
16/11/2014 7:06	55.0	18/11/2014 0:11	51.3	19/11/2014 1:16	60.7	20/11/2014 2:21	58.9	21/11/2014 3:26	58.2	22/11/2014 4:31	57.3
16/11/2014 7:11	55.0	18/11/2014 0:16	61.9	19/11/2014 1:21	60.8	20/11/2014 2:26	59.0	21/11/2014 3:31	59.0	22/11/2014 4:36	57.5
16/11/2014 7:16	58.3	18/11/2014 0:21	47.2	19/11/2014 1:26	61.6	20/11/2014 2:31	59.0	21/11/2014 3:36	59.1	22/11/2014 4:41	58.0
16/11/2014 7:21	60.1	18/11/2014 0:26	47.9	19/11/2014 1:31	60.3	20/11/2014 2:36	58.5	21/11/2014 3:41	58.3	22/11/2014 4:46	57.9
16/11/2014 7:26	55.6	18/11/2014 0:31	61.6	19/11/2014 1:36	61.8	20/11/2014 2:41	58.4	21/11/2014 3:46	58.3	22/11/2014 4:51	58.5
16/11/2014 7:31	57.1	18/11/2014 0:36	54.8	19/11/2014 1:41	60.9	20/11/2014 2:46	58.9	21/11/2014 3:51	58.7	22/11/2014 4:56	57.4
16/11/2014 7:36	55.6	18/11/2014 0:41	61.1	19/11/2014 1:46	61.3	20/11/2014 2:51	59.1	21/11/2014 3:56	59.1	22/11/2014 5:01	57.7
16/11/2014 7:41	54.1	18/11/2014 0:46	61.5	19/11/2014 1:51	60.2	20/11/2014 2:56	58.0	21/11/2014 4:01	57.9	22/11/2014 5:06	59.3
16/11/2014 7:46	52.9	18/11/2014 0:51	61.2	19/11/2014 1:56	59.9	20/11/2014 3:01	59.0	21/11/2014 4:06	60.3	22/11/2014 5:11	59.0
16/11/2014 7:51	40.3	18/11/2014 0:56	61.2	19/11/2014 2:01	59.0	20/11/2014 3:06	58.6	21/11			

Real-time Noise Data	RTN1 (Food and Environmental Hygiene Department Depot)								
23/11/2014 0:41	57.4	24/11/2014 1:46	59.5	25/11/2014 2:51	58.5	26/11/2014 3:56	58.5	27/11/2014 5:01	58.7
23/11/2014 0:46	60.0	24/11/2014 1:51	59.8	25/11/2014 2:56	59.3	26/11/2014 4:01	59.0	27/11/2014 5:06	58.9
23/11/2014 0:51	55.0	24/11/2014 1:56	60.4	25/11/2014 3:01	58.1	26/11/2014 4:06	59.9	27/11/2014 5:11	59.2
23/11/2014 0:56	46.0	24/11/2014 2:01	59.4	25/11/2014 3:06	45.1	26/11/2014 4:11	58.7	27/11/2014 5:16	58.9
23/11/2014 1:01	61.7	24/11/2014 2:06	59.2	25/11/2014 3:11	59.0	26/11/2014 4:16	58.0	27/11/2014 5:21	58.9
23/11/2014 1:06	50.9	24/11/2014 2:11	59.1	25/11/2014 3:16	58.4	26/11/2014 4:21	58.9	27/11/2014 5:26	59.9
23/11/2014 1:11	53.1	24/11/2014 2:16	58.5	25/11/2014 3:21	58.9	26/11/2014 4:26	59.4	27/11/2014 5:31	60.5
23/11/2014 1:16	53.5	24/11/2014 2:21	60.3	25/11/2014 3:26	58.7	26/11/2014 4:31	58.8	27/11/2014 5:36	59.5
23/11/2014 1:21	54.5	24/11/2014 2:26	58.2	25/11/2014 3:31	59.2	26/11/2014 4:36	58.5	27/11/2014 5:41	59.7
23/11/2014 1:26	52.8	24/11/2014 2:31	57.9	25/11/2014 3:36	58.7	26/11/2014 4:41	57.9	27/11/2014 5:46	60.0
23/11/2014 1:31	61.9	24/11/2014 2:36	59.3	25/11/2014 3:41	58.9	26/11/2014 4:46	59.0	27/11/2014 5:51	60.3
23/11/2014 1:36	51.3	24/11/2014 2:41	58.4	25/11/2014 3:46	58.7	26/11/2014 4:51	59.0	27/11/2014 5:56	60.7
23/11/2014 1:41	47.4	24/11/2014 2:46	58.3	25/11/2014 3:51	58.8	26/11/2014 4:56	58.8	27/11/2014 6:01	60.7
23/11/2014 1:46	61.4	24/11/2014 2:51	58.5	25/11/2014 3:56	58.4	26/11/2014 5:01	59.5	27/11/2014 6:06	61.4
23/11/2014 1:51	56.0	24/11/2014 2:56	59.3	25/11/2014 4:01	57.7	26/11/2014 5:06	58.7	27/11/2014 6:11	61.2
23/11/2014 1:56	61.7	24/11/2014 3:01	58.4	25/11/2014 4:06	58.4	26/11/2014 5:11	58.6	27/11/2014 6:16	61.8
23/11/2014 2:01	61.6	24/11/2014 3:06	57.7	25/11/2014 4:11	58.6	26/11/2014 5:16	59.5	27/11/2014 6:21	52.5
23/11/2014 2:06	61.6	24/11/2014 3:11	58.4	25/11/2014 4:16	59.1	26/11/2014 5:21	60.0	27/11/2014 6:26	55.2
23/11/2014 2:11	60.9	24/11/2014 3:16	57.1	25/11/2014 4:21	58.6	26/11/2014 5:26	60.2	27/11/2014 6:31	55.7
23/11/2014 2:16	60.9	24/11/2014 3:21	58.0	25/11/2014 4:26	58.7	26/11/2014 5:31	59.3	27/11/2014 6:36	56.6
23/11/2014 2:21	61.6	24/11/2014 3:26	57.6	25/11/2014 4:31	57.3	26/11/2014 5:36	60.6	27/11/2014 6:41	59.7
23/11/2014 2:26	61.2	24/11/2014 3:31	57.5	25/11/2014 4:36	58.7	26/11/2014 5:41	60.0	27/11/2014 6:46	59.9
23/11/2014 2:31	61.0	24/11/2014 3:36	58.0	25/11/2014 4:41	58.3	26/11/2014 5:46	61.0	27/11/2014 6:51	60.2
23/11/2014 2:36	60.3	24/11/2014 3:41	57.2	25/11/2014 4:46	58.4	26/11/2014 5:51	61.3	27/11/2014 6:56	60.5
23/11/2014 2:41	61.2	24/11/2014 3:46	57.1	25/11/2014 4:51	58.6	26/11/2014 5:56	60.8	27/11/2014 23:01	57.8
23/11/2014 2:46	60.5	24/11/2014 3:51	59.0	25/11/2014 4:56	58.3	26/11/2014 6:01	61.6	27/11/2014 23:06	59.8
23/11/2014 2:51	59.9	24/11/2014 3:56	57.7	25/11/2014 5:01	58.9	26/11/2014 6:06	61.1	27/11/2014 23:11	60.4
23/11/2014 2:56	60.6	24/11/2014 4:01	58.4	25/11/2014 5:06	59.2	26/11/2014 6:11	38.5	27/11/2014 23:16	59.7
23/11/2014 3:01	59.8	24/11/2014 4:06	57.9	25/11/2014 5:11	58.4	26/11/2014 6:16	61.6	27/11/2014 23:21	61.1
23/11/2014 3:06	61.2	24/11/2014 4:11	57.8	25/11/2014 5:16	58.8	26/11/2014 6:21	52.0	27/11/2014 23:26	60.7
23/11/2014 3:11	60.5	24/11/2014 4:16	58.7	25/11/2014 5:21	58.8	26/11/2014 6:26	59.1	27/11/2014 23:31	58.7
23/11/2014 3:16	60.2	24/11/2014 4:21	58.1	25/11/2014 5:26	59.6	26/11/2014 6:31	57.0	27/11/2014 23:36	58.8
23/11/2014 3:21	60.0	24/11/2014 4:26	57.8	25/11/2014 5:31	59.8	26/11/2014 6:36	59.4	27/11/2014 23:41	59.8
23/11/2014 3:26	60.6	24/11/2014 4:31	58.1	25/11/2014 5:36	59.7	26/11/2014 6:41	59.9	27/11/2014 23:46	59.9
23/11/2014 3:31	60.0	24/11/2014 4:36	58.5	25/11/2014 5:41	59.6	26/11/2014 6:46	58.2	27/11/2014 23:51	58.6
23/11/2014 3:36	61.1	24/11/2014 4:41	57.7	25/11/2014 5:46	61.0	26/11/2014 6:51	61.6	27/11/2014 23:56	59.9
23/11/2014 3:41	60.6	24/11/2014 4:46	57.6	25/11/2014 5:51	60.3	26/11/2014 6:56	59.9		
23/11/2014 3:46	60.4	24/11/2014 4:51	57.1	25/11/2014 5:56	60.8	26/11/2014 23:01	55.7		
23/11/2014 3:51	60.6	24/11/2014 4:56	58.7	25/11/2014 6:01	60.5	26/11/2014 23:06	56.6		
23/11/2014 3:56	61.2	24/11/2014 5:01	58.1	25/11/2014 6:06	61.5	26/11/2014 23:11	56.6		
23/11/2014 4:01	60.0	24/11/2014 5:06	57.8	25/11/2014 6:11	61.4	26/11/2014 23:16	57.4		
23/11/2014 4:06	59.8	24/11/2014 5:11	58.4	25/11/2014 6:16	53.6	26/11/2014 23:21	57.8		
23/11/2014 4:11	59.7	24/11/2014 5:16	58.7	25/11/2014 6:21	53.8	26/11/2014 23:26	58.6		
23/11/2014 4:16	60.1	24/11/2014 5:21	59.5	25/11/2014 6:26	55.6	26/11/2014 23:31	58.5		
23/11/2014 4:21	59.9	24/11/2014 5:26	58.9	25/11/2014 6:31	57.1	26/11/2014 23:36	56.0		
23/11/2014 4:26	60.2	24/11/2014 5:31	59.2	25/11/2014 6:36	58.6	26/11/2014 23:41	57.0		
23/11/2014 4:31	60.0	24/11/2014 5:36	59.9	25/11/2014 6:41	60.2	26/11/2014 23:46	56.5		
23/11/2014 4:36	61.2	24/11/2014 5:41	59.8	25/11/2014 6:46	60.3	26/11/2014 23:51	52.7		
23/11/2014 4:41	59.5	24/11/2014 5:46	61.0	25/11/2014 6:51	61.3	26/11/2014 23:56	56.4		
23/11/2014 4:46	59.3	24/11/2014 5:51	60.5	25/11/2014 6:56	61.5	27/11/2014 0:01	55.0		
23/11/2014 4:51	60.3	24/11/2014 5:56	59.6	25/11/2014 23:01	58.5	27/11/2014 0:06	52.2		
23/11/2014 4:56	60.0	24/11/2014 6:01	60.4	25/11/2014 23:06	57.3	27/11/2014 0:11	56.0		
23/11/2014 5:01	59.8	24/11/2014 6:06	61.0	25/11/2014 23:11	54.7	27/11/2014 0:16	50.1		
23/11/2014 5:06	60.0	24/11/2014 6:11	60.2	25/11/2014 23:16	57.2	27/11/2014 0:21	53.1		
23/11/2014 5:11	59.9	24/11/2014 6:16	55.5	25/11/2014 23:21	58.0	27/11/2014 0:26	54.7		
23/11/2014 5:16	61.6	24/11/2014 6:21	52.6	25/11/2014 23:26	58.2	27/11/2014 0:31	61.7		
23/11/2014 5:21	59.9	24/11/2014 6:26	54.7	25/11/2014 23:31	61.7	27/11/2014 0:36	61.9		
23/11/2014 5:26	59.9	24/11/2014 6:31	57.0	25/11/2014 23:36	56.0	27/11/2014 0:41	61.5		
23/11/2014 5:31	60.5	24/11/2014 6:36	58.7	25/11/2014 23:41	55.1	27/11/2014 0:46	61.5		
23/11/2014 5:36	60.4	24/11/2014 6:41	59.4	25/11/2014 23:46	57.8	27/11/2014 0:51	61.5		
23/11/2014 5:41	60.6	24/11/2014 6:46	59.5	25/11/2014 23:51	54.1	27/11/2014 0:56	40.3		
23/11/2014 5:46	60.4	24/11/2014 6:51	61.4	25/11/2014 23:56	56.9	27/11/2014 1:01	48.2		
23/11/2014 5:51	61.6	24/11/2014 6:56	61.3	26/11/2014 0:01	54.8	27/11/2014 1:06	44.6		
23/11/2014 5:56	61.0	24/11/2014 23:01	58.3	26/11/2014 0:06	56.4	27/11/2014 1:11	61.3		
23/11/2014 6:01	60.5	24/11/2014 23:06	58.4	26/11/2014 0:11	51.4	27/11/2014 1:16	59.2		
23/11/2014 6:06	61.4	24/11/2014 23:11	58.3	26/11/2014 0:16	41.6	27/11/2014 1:21	61.1		
23/11/2014 6:11	60.7	24/11/2014 23:16	57.6	26/11/2014 0:21	53.5	27/11/2014 1:26	48.8		
23/11/2014 6:16	61.8	24/11/2014 23:21	58.5	26/11/2014 0:26	50.9	27/11/2014 1:31	59.8		
23/11/2014 6:21	61.8	24/11/2014 23:26	57.3	26/11/2014 0:31	44.0	27/11/2014 1:36	60.8		
23/11/2014 6:26	49.1	24/11/2014 23:31	55.5	26/11/2014 0:36	55.0	27/11/2014 1:41	60.4		
23/11/2014 6:31	45.6	24/11/2014 23:36	57.3	26/11/2014 0:41	61.9	27/11/2014 1:46	59.8		
23/11/2014 6:36	61.7	24/11/2014 23:41	56.3	26/11/2014 0:46	53.4	27/11/2014 1:51	60.1		
23/11/2014 6:41	53.9	24/11/2014 23:46	55.9	26/11/2014 0:51	61.8	27/11/2014 1:56	60.4		
23/11/2014 6:46	52.6	24/11/2014 23:51	50.0	26/11/2014 0:56	61.8	27/11/2014 2:01	59.9		
23/11/2014 6:51	59.2	24/11/2014 23:56	55.4	26/11/2014 1:01	61.3	27/11/2014 2:06	53.1		
23/11/2014 6:56	65.0	25/11/2014 0:01	55.0	26/11/2014 1:06	61.8	27/11/2014 2:11	59.3		
23/11/2014 23:01	58.0	25/11/2014 0:06	52.1	26/11/2014 1:11	61.3	27/11/2014 2:16	60.1		
23/11/2014 23:06	54.8	25/11/2014 0:11	54.3	26/11/2014 1:16	67.6	27/11/2014 2:21	59.6		
23/11/2014 23:11	56.1	25/11/2014 0:16	51.5	26/11/2014 1:21	60.9	27/11/2014 2:26	59.4		
23/11/2014 23:16	58.0	25/11/2014 0:21	44.6	26/11/2014 1:26	60.3	27/11/2014 2:31	59.5		
23/11/2014 23:21	57.2	25/11/2014 0:26	53.2	26/11/2014 1:31	60.1	27/11/2014 2:36	59.3		
23/11/2014 23:26	57.7	25/11/2014 0:31	53.5	26/11/2014 1:36	60.6	27/11/2014 2:41	58.9		
23/11/2014 23:31	54.7	25/11/2014 0:36	48.4	26/11/2014 1:41	61.2	27/11/2014 2:46	50.7		
23/11/2014 23:36	55.2	25/11/2014 0:41	48.4	26/11/2014 1:46	59.6	27/11/2014 2:51	59.8		
23/11/2014 23:41	55.2	25/11/2014 0:46	47.1	26/11/2014 1:51	60.2	27/11/2014 2:56	58.9		
23/11/2014 23:46	53.5	25/11/2014 0:51	61.4	26/11/2014 1:56	59.8	27/11/2014 3:01	58.8		
23/11/2014 23:51	40.3	25/11/2014 0:56	61.4	26/11/2014 2:01	60.0	27/11/2014 3:06	59.5		
23/11/2014 23:56	54.3	25/11/2014 1:01	48.6	26/11/2014 2:06	60.1	27/11/2014 3:11	58.6		
24/11/2014 0:01	53.8	25/11/2014 1:06	50.9	26/11/2014 2:11	59.7	27/11/2014 3:16	59.1		
2									

Real-time Noise Data	RTN2a (Hong Kong Electric Centre)			
<b>Normal Day 07:00-19:00</b>	1/11/2014 12:01 65.4	6/11/2014 18:31 64.0	12/11/2014 13:01 70.2	18/11/2014 7:31 64.6
	1/11/2014 12:31 65.2	7/11/2014 7:01 65.0	12/11/2014 13:31 70.2	18/11/2014 8:01 68.4
	1/11/2014 13:01 72.0	7/11/2014 7:31 66.3	12/11/2014 14:01 70.4	18/11/2014 8:31 70.9
28/10/2014 7:01 63.8	1/11/2014 13:31 73.3	7/11/2014 8:01 69.3	12/11/2014 14:31 63.9	18/11/2014 9:01 72.1
28/10/2014 7:31 64.9	1/11/2014 14:01 73.6	7/11/2014 8:31 74.5	12/11/2014 15:01 67.2	18/11/2014 9:31 73.3
28/10/2014 8:01 62.5	1/11/2014 14:31 73.0	7/11/2014 9:01 72.7	12/11/2014 15:31 68.9	18/11/2014 10:01 72.6
28/10/2014 8:31 70.6	1/11/2014 15:01 73.0	7/11/2014 9:31 71.4	12/11/2014 16:01 68.1	18/11/2014 10:31 70.5
28/10/2014 9:01 71.6	1/11/2014 15:31 70.0	7/11/2014 10:01 72.1	12/11/2014 16:31 67.7	18/11/2014 11:01 70.5
28/10/2014 9:31 70.1	1/11/2014 16:01 73.5	7/11/2014 10:31 70.1	12/11/2014 17:01 68.1	18/11/2014 11:31 68.3
28/10/2014 10:01 71.9	1/11/2014 16:31 69.0	7/11/2014 11:01 68.9	12/11/2014 17:31 68.2	18/11/2014 12:01 66.3
28/10/2014 10:31 70.7	1/11/2014 17:01 68.7	7/11/2014 11:31 58.0	12/11/2014 18:01 65.6	18/11/2014 12:31 66.1
28/10/2014 11:01 71.3	1/11/2014 17:31 67.2	7/11/2014 12:01 64.2	12/11/2014 18:31 64.3	18/11/2014 13:01 69.5
28/10/2014 11:31 67.4	1/11/2014 18:01 64.7	7/11/2014 12:31 64.4	13/11/2014 7:01 63.9	18/11/2014 13:31 71.8
28/10/2014 12:01 65.7	1/11/2014 18:31 64.3	7/11/2014 13:01 70.6	13/11/2014 7:31 65.9	18/11/2014 14:01 72.2
28/10/2014 12:31 65.8	3/11/2014 7:01 64.2	7/11/2014 13:31 72.6	13/11/2014 8:01 69.7	18/11/2014 14:31 72.4
28/10/2014 13:01 60.3	3/11/2014 7:31 65.1	7/11/2014 14:01 71.8	13/11/2014 8:31 73.1	18/11/2014 15:01 72.0
28/10/2014 13:31 69.4	3/11/2014 8:01 69.8	7/11/2014 14:31 70.6	13/11/2014 9:01 74.3	18/11/2014 15:31 71.0
28/10/2014 14:01 71.1	3/11/2014 8:31 72.2	7/11/2014 15:01 69.4	13/11/2014 9:31 72.7	18/11/2014 16:01 70.9
28/10/2014 14:31 69.5	3/11/2014 9:01 72.3	7/11/2014 15:31 70.2	13/11/2014 10:01 72.4	18/11/2014 16:31 72.0
28/10/2014 15:01 71.1	3/11/2014 9:31 71.7	7/11/2014 16:01 69.8	13/11/2014 10:31 72.4	18/11/2014 17:01 70.5
28/10/2014 15:31 71.1	3/11/2014 10:01 69.2	7/11/2014 16:31 71.0	13/11/2014 11:01 73.4	18/11/2014 17:31 69.9
28/10/2014 16:01 72.4	3/11/2014 10:31 70.0	7/11/2014 17:01 73.6	13/11/2014 11:31 67.3	18/11/2014 18:01 64.6
28/10/2014 16:31 74.5	3/11/2014 11:01 68.4	7/11/2014 17:31 72.7	13/11/2014 12:01 65.1	18/11/2014 18:31 63.9
28/10/2014 17:01 73.4	3/11/2014 11:31 59.0	7/11/2014 18:01 64.0	13/11/2014 12:31 65.8	19/11/2014 7:01 63.6
28/10/2014 17:31 70.1	3/11/2014 12:01 65.4	7/11/2014 18:31 63.7	13/11/2014 13:01 72.6	19/11/2014 7:31 65.8
28/10/2014 18:01 65.6	3/11/2014 12:31 65.4	8/11/2014 7:01 65.0	13/11/2014 13:31 74.1	19/11/2014 8:01 71.4
28/10/2014 18:31 64.3	3/11/2014 13:01 68.1	8/11/2014 7:31 65.5	13/11/2014 14:01 72.0	19/11/2014 8:31 73.2
29/10/2014 7:01 64.0	3/11/2014 13:31 73.6	8/11/2014 8:01 70.5	13/11/2014 14:31 71.2	19/11/2014 9:01 73.9
29/10/2014 7:31 65.5	3/11/2014 14:01 73.8	8/11/2014 8:31 75.1	13/11/2014 15:01 72.4	19/11/2014 9:31 74.5
29/10/2014 8:01 64.3	3/11/2014 14:31 71.8	8/11/2014 9:01 74.6	13/11/2014 15:31 70.4	19/11/2014 10:01 74.6
29/10/2014 8:31 67.9	3/11/2014 15:01 72.8	8/11/2014 9:31 70.8	13/11/2014 16:01 71.1	19/11/2014 10:31 74.6
29/10/2014 9:01 67.9	3/11/2014 15:31 69.7	8/11/2014 10:01 72.7	13/11/2014 16:31 71.6	19/11/2014 11:01 73.0
29/10/2014 9:31 74.1	3/11/2014 16:01 72.9	8/11/2014 10:31 72.9	13/11/2014 17:01 61.8	19/11/2014 11:31 71.6
29/10/2014 10:01 68.2	3/11/2014 16:31 72.7	8/11/2014 11:01 71.0	13/11/2014 17:31 69.2	19/11/2014 12:01 66.7
29/10/2014 10:31 71.0	3/11/2014 17:01 71.5	8/11/2014 11:31 67.6	13/11/2014 18:01 64.6	19/11/2014 12:31 66.6
29/10/2014 11:01 72.5	3/11/2014 17:31 68.5	8/11/2014 12:01 66.3	13/11/2014 18:31 63.4	19/11/2014 13:01 72.6
29/10/2014 11:31 69.7	3/11/2014 18:01 64.8	8/11/2014 12:31 65.7	14/11/2014 7:01 63.8	19/11/2014 13:31 75.5
29/10/2014 12:01 66.8	3/11/2014 18:31 64.7	8/11/2014 13:01 65.2	14/11/2014 7:31 65.8	19/11/2014 14:01 74.5
29/10/2014 12:31 66.8	4/11/2014 7:01 64.0	8/11/2014 13:31 67.6	14/11/2014 8:01 63.9	19/11/2014 14:31 73.4
29/10/2014 13:01 67.4	4/11/2014 7:31 65.0	8/11/2014 14:01 66.5	14/11/2014 8:31 67.9	19/11/2014 15:01 72.3
29/10/2014 13:31 71.6	4/11/2014 8:01 65.6	8/11/2014 14:31 69.7	14/11/2014 9:01 68.4	19/11/2014 15:31 71.0
29/10/2014 14:01 67.6	4/11/2014 8:31 67.4	8/11/2014 15:01 67.5	14/11/2014 9:31 67.8	19/11/2014 16:01 75.1
29/10/2014 14:31 69.0	4/11/2014 9:01 67.8	8/11/2014 15:31 66.7	14/11/2014 10:01 67.2	19/11/2014 16:31 74.1
29/10/2014 15:01 66.8	4/11/2014 9:31 71.2	8/11/2014 16:01 67.4	14/11/2014 10:31 69.4	19/11/2014 17:01 73.3
29/10/2014 15:31 64.6	4/11/2014 10:01 70.0	8/11/2014 16:31 68.9	14/11/2014 11:01 67.5	19/11/2014 17:31 72.4
29/10/2014 16:01 67.0	4/11/2014 10:31 71.9	8/11/2014 17:01 64.4	14/11/2014 11:31 60.2	19/11/2014 18:01 64.5
29/10/2014 16:31 66.8	4/11/2014 11:01 73.5	8/11/2014 17:31 65.1	14/11/2014 12:01 66.0	19/11/2014 18:31 63.8
29/10/2014 17:01 67.7	4/11/2014 11:31 69.0	8/11/2014 18:01 66.8	14/11/2014 12:31 65.6	20/11/2014 7:01 63.7
29/10/2014 17:31 61.5	4/11/2014 12:01 66.3	8/11/2014 18:31 65.6	14/11/2014 13:01 70.5	20/11/2014 7:31 64.8
29/10/2014 18:01 65.4	4/11/2014 12:31 65.9	10/11/2014 7:01 64.0	14/11/2014 13:31 72.1	20/11/2014 8:01 71.8
29/10/2014 18:31 64.8	4/11/2014 13:01 70.8	10/11/2014 7:31 65.7	14/11/2014 14:01 71.9	20/11/2014 8:31 75.2
30/10/2014 7:01 64.4	4/11/2014 13:31 72.2	10/11/2014 8:01 62.7	14/11/2014 14:31 71.3	20/11/2014 9:01 75.0
30/10/2014 7:31 65.5	4/11/2014 14:01 71.8	10/11/2014 8:31 68.1	14/11/2014 15:01 67.0	20/11/2014 9:31 73.1
30/10/2014 8:01 66.6	4/11/2014 14:31 69.6	10/11/2014 9:01 65.1	14/11/2014 15:31 70.4	20/11/2014 10:01 75.7
30/10/2014 8:31 67.8	4/11/2014 15:01 70.0	10/11/2014 9:31 66.3	14/11/2014 16:01 71.5	20/11/2014 10:31 75.4
30/10/2014 9:01 68.4	4/11/2014 15:31 68.9	10/11/2014 10:01 70.1	14/11/2014 16:31 70.7	20/11/2014 11:01 75.1
30/10/2014 9:31 70.0	4/11/2014 16:01 69.4	10/11/2014 10:31 67.5	14/11/2014 17:01 70.9	20/11/2014 11:31 71.1
30/10/2014 10:01 71.0	4/11/2014 16:31 67.5	10/11/2014 11:01 68.7	14/11/2014 17:31 70.4	20/11/2014 12:01 66.6
30/10/2014 10:31 70.7	4/11/2014 17:01 68.7	10/11/2014 11:31 67.8	14/11/2014 18:01 64.1	20/11/2014 12:31 66.9
30/10/2014 11:01 72.1	4/11/2014 17:31 66.4	10/11/2014 12:01 65.8	14/11/2014 18:31 63.4	20/11/2014 13:01 73.9
30/10/2014 11:31 66.2	4/11/2014 18:01 64.6	10/11/2014 12:31 65.6	15/11/2014 7:01 63.7	20/11/2014 13:31 75.6
30/10/2014 12:01 66.6	4/11/2014 18:31 63.9	10/11/2014 13:01 66.1	15/11/2014 7:31 64.9	20/11/2014 14:01 75.6
30/10/2014 12:31 66.2	5/11/2014 7:01 63.6	10/11/2014 13:31 67.1	15/11/2014 8:01 71.0	20/11/2014 14:31 74.9
30/10/2014 13:01 70.1	5/11/2014 7:31 65.4	10/11/2014 14:01 68.5	15/11/2014 8:31 71.5	20/11/2014 15:01 74.5
30/10/2014 13:31 72.6	5/11/2014 8:01 65.3	10/11/2014 14:31 70.3	15/11/2014 9:01 70.5	20/11/2014 15:31 73.8
30/10/2014 14:01 72.7	5/11/2014 8:31 71.3	10/11/2014 15:01 69.6	15/11/2014 9:31 69.6	20/11/2014 16:01 73.6
30/10/2014 14:31 73.2	5/11/2014 9:01 70.3	10/11/2014 15:31 73.1	15/11/2014 10:01 71.1	20/11/2014 16:31 74.2
30/10/2014 15:01 71.9	5/11/2014 9:31 70.2	10/11/2014 16:01 71.3	15/11/2014 10:31 71.0	20/11/2014 17:01 75.7
30/10/2014 15:31 74.0	5/11/2014 10:01 70.2	10/11/2014 16:31 70.4	15/11/2014 11:01 70.3	20/11/2014 17:31 73.4
30/10/2014 16:01 74.9	5/11/2014 10:31 69.1	10/11/2014 17:01 69.6	15/11/2014 11:31 65.4	20/11/2014 18:01 64.7
30/10/2014 16:31 73.3	5/11/2014 11:01 70.0	10/11/2014 17:31 66.5	15/11/2014 12:01 65.8	20/11/2014 18:31 63.9
30/10/2014 17:01 73.8	5/11/2014 11:31 68.2	10/11/2014 18:01 65.1	15/11/2014 12:31 65.8	21/11/2014 7:01 63.5
30/10/2014 17:31 70.9	5/11/2014 12:01 64.6	10/11/2014 18:31 65.2	15/11/2014 13:01 70.8	21/11/2014 7:31 64.8
30/10/2014 18:01 65.2	5/11/2014 12:31 64.0	11/11/2014 7:01 64.0	15/11/2014 13:31 72.4	21/11/2014 8:01 72.3
30/10/2014 18:31 64.7	5/11/2014 13:01 67.3	11/11/2014 7:31 65.3	15/11/2014 14:01 70.8	21/11/2014 8:31 75.6
31/10/2014 7:01 64.5	5/11/2014 13:31 68.5	11/11/2014 8:01 61.9	15/11/2014 14:31 71.6	21/11/2014 9:01 74.2
31/10/2014 7:31 65.6	5/11/2014 14:01 70.8	11/11/2014 8:31 67.2	15/11/2014 15:01 71.2	21/11/2014 9:31 74.1
31/10/2014 8:01 70.8	5/11/2014 14:31 71.7	11/11/2014 9:01 65.3	15/11/2014 15:31 71.5	21/11/2014 10:01 74.8
31/10/2014 8:31 71.0	5/11/2014 15:01 71.7	11/11/2014 9:31 67.7	15/11/2014 16:01 70.1	21/11/2014 10:31 72.3
31/10/2014 9:01 70.6	5/11/2014 15:31 71.8	11/11/2014 10:01 69.1	15/11/2014 16:31 70.6	21/11/2014 11:01 74.7
31/10/2014 9:31 71.7	5/11/2014 16:01 71.6	11/11/2014 10:31 68.8	15/11/2014 17:01 69.2	21/11/2014 11:31 67.2
31/10/2014 10:01 71.5	5/11/2014 16:31 70.1	11/11/2014 11:01 68.6	15/11/2014 17:31 69.5	21/11/2014 12:01 65.5
31/10/2014 10:31 72.7	5/11/2014 17:01 69.2	11/11/2014 11:31 62.1	15/11/2014 18:01 65.1	21/11/2014 12:31 65.2
31/10/2014 11:01 70.7	5/11/2014 17:31 69.6	11/11/2014 12:01 64.4	15/11/2014 18:31 64.6	21/11/2014 13:01 72.0
31/10/2014 11:31 67.5	5/11/2014 18:01 66.2	11/11/2014 12:31 64.5	17/11/2014 7:01 64.9	21/11/2014 13:31 73.4
31/10/2014 12:01 65.8	5/11/2014 18:31 64.4	11/11/2014 13:01 68.0	17/11/2014 7:31 65.8	21/11/2014 14:01 72.6
31/10/2014 12:31 66.4	6/11/2014 7:01 63.5	11/11/2014 13:31 69.3	17/11/2014 8:01 71.1	21/11/2014 14:31 71.0
31/10/2014 13:01 68.4	6/11/2014 7:31 65.1	11/11/2014 14:01 68.5	17/11/2014 8:31 72.3	21/11/2014 15:01 72.0
31/10/2014 13:31 69.8	6/11/2014 8:01 62.7	11/11/2014 14:31 67.4	17/11/2014 9:01 73.4</	

Real-time Noise Data	RTN2a (Hong Kong Electric Centre)							
Normal Day 19:00-23:00	30/10/2014 19:41 64.8	1/11/2014 20:46 60.8	2/11/2014 13:51 62.4	2/11/2014 22:56 59.5	5/11/2014 20:01 60.7			
Sunday & Holiday	30/10/2014 19:46 62.3	1/11/2014 20:51 61.3	2/11/2014 13:56 61.9	3/11/2014 19:01 61.7	5/11/2014 20:06 60.4			
07:00-23:00	30/10/2014 19:51 62.3	1/11/2014 20:56 61.4	2/11/2014 14:01 63.7	3/11/2014 19:06 61.0	5/11/2014 20:11 60.1			
	30/10/2014 19:56 61.8	1/11/2014 21:01 62.0	2/11/2014 14:06 62.5	3/11/2014 19:11 61.2	5/11/2014 20:16 59.8			
	30/10/2014 20:01 61.9	1/11/2014 21:06 61.2	2/11/2014 14:11 61.6	3/11/2014 19:16 61.8	5/11/2014 20:21 60.3			
28/10/2014 19:01 59.7	30/10/2014 20:06 62.5	1/11/2014 21:11 60.6	2/11/2014 14:16 63.1	3/11/2014 19:21 62.6	5/11/2014 20:26 60.3			
28/10/2014 19:06 59.8	30/10/2014 20:11 61.9	1/11/2014 21:16 60.5	2/11/2014 14:21 62.6	3/11/2014 19:26 63.2	5/11/2014 20:31 60.9			
28/10/2014 19:11 60.5	30/10/2014 20:16 62.5	1/11/2014 21:21 60.8	2/11/2014 14:26 63.3	3/11/2014 19:31 62.4	5/11/2014 20:36 61.5			
28/10/2014 19:16 59.4	30/10/2014 20:21 61.9	1/11/2014 21:26 60.7	2/11/2014 14:31 64.3	3/11/2014 19:36 62.0	5/11/2014 20:41 59.7			
28/10/2014 19:21 60.7	30/10/2014 20:26 62.3	1/11/2014 21:31 60.7	2/11/2014 14:36 61.9	3/11/2014 19:41 62.1	5/11/2014 20:46 59.6			
28/10/2014 19:26 59.7	30/10/2014 20:31 62.0	1/11/2014 21:36 60.9	2/11/2014 14:41 61.9	3/11/2014 19:46 61.6	5/11/2014 20:51 60.6			
28/10/2014 19:31 60.0	30/10/2014 20:36 61.2	1/11/2014 21:41 61.4	2/11/2014 14:46 62.7	3/11/2014 19:51 62.0	5/11/2014 20:56 59.8			
28/10/2014 19:36 61.2	30/10/2014 20:41 62.4	1/11/2014 21:46 62.3	2/11/2014 14:51 63.1	3/11/2014 19:56 63.0	5/11/2014 21:01 59.3			
28/10/2014 19:41 60.7	30/10/2014 20:46 62.5	1/11/2014 21:51 64.1	2/11/2014 14:56 62.2	3/11/2014 20:01 62.1	5/11/2014 21:06 58.7			
28/10/2014 19:46 61.1	30/10/2014 20:51 62.4	1/11/2014 21:56 60.6	2/11/2014 15:01 63.0	3/11/2014 20:06 62.9	5/11/2014 21:11 59.4			
28/10/2014 19:51 61.2	30/10/2014 20:56 61.2	1/11/2014 22:01 60.8	2/11/2014 15:06 62.0	3/11/2014 20:11 62.3	5/11/2014 21:16 60.3			
28/10/2014 19:56 60.8	30/10/2014 21:01 61.8	1/11/2014 22:06 61.2	2/11/2014 15:11 63.2	3/11/2014 20:16 61.9	5/11/2014 21:21 59.1			
28/10/2014 20:01 61.1	30/10/2014 21:06 61.4	1/11/2014 22:11 62.0	2/11/2014 15:16 61.9	3/11/2014 20:21 62.4	5/11/2014 21:26 58.6			
28/10/2014 20:06 62.0	30/10/2014 21:11 61.1	1/11/2014 22:16 61.4	2/11/2014 15:21 61.6	3/11/2014 20:26 61.7	5/11/2014 21:31 59.1			
28/10/2014 20:11 62.1	30/10/2014 21:16 61.5	1/11/2014 22:21 63.5	2/11/2014 15:26 63.2	3/11/2014 20:31 62.1	5/11/2014 21:36 58.7			
28/10/2014 20:16 62.5	30/10/2014 21:21 62.2	1/11/2014 22:26 61.8	2/11/2014 15:31 62.3	3/11/2014 20:36 61.4	5/11/2014 21:41 61.9			
28/10/2014 20:21 62.2	30/10/2014 21:26 62.5	1/11/2014 22:31 61.3	2/11/2014 15:36 63.1	3/11/2014 20:41 63.5	5/11/2014 21:46 58.7			
28/10/2014 20:26 61.2	30/10/2014 21:31 63.7	1/11/2014 22:36 61.0	2/11/2014 15:41 64.2	3/11/2014 20:46 61.7	5/11/2014 21:51 60.9			
28/10/2014 20:31 61.4	30/10/2014 21:36 61.8	1/11/2014 22:41 61.9	2/11/2014 15:46 62.4	3/11/2014 20:51 61.3	5/11/2014 21:56 59.9			
28/10/2014 20:36 61.5	30/10/2014 21:41 61.9	1/11/2014 22:46 61.1	2/11/2014 15:51 63.6	3/11/2014 20:56 61.2	5/11/2014 22:01 62.3			
28/10/2014 20:41 61.7	30/10/2014 21:46 61.8	1/11/2014 22:51 60.5	2/11/2014 15:56 62.6	3/11/2014 21:01 60.5	5/11/2014 22:06 59.3			
28/10/2014 20:46 61.3	30/10/2014 21:51 63.3	1/11/2014 22:56 60.9	2/11/2014 16:01 62.4	3/11/2014 21:06 60.6	5/11/2014 22:11 59.3			
28/10/2014 20:51 61.6	30/10/2014 21:56 63.5	1/11/2014 7:01 57.8	2/11/2014 16:06 62.4	3/11/2014 21:11 60.7	5/11/2014 22:16 59.7			
28/10/2014 20:56 61.3	30/10/2014 22:01 61.7	2/11/2014 7:06 58.8	2/11/2014 16:11 62.6	3/11/2014 21:16 60.6	5/11/2014 22:21 60.4			
28/10/2014 21:01 60.9	30/10/2014 22:06 61.5	2/11/2014 7:11 57.7	2/11/2014 16:16 62.6	3/11/2014 21:21 61.8	5/11/2014 22:26 61.3			
28/10/2014 21:06 61.7	30/10/2014 22:11 61.8	2/11/2014 7:16 58.7	2/11/2014 16:21 62.1	3/11/2014 21:26 62.0	5/11/2014 22:31 58.9			
28/10/2014 21:11 61.8	30/10/2014 22:16 65.5	2/11/2014 7:21 57.9	2/11/2014 16:26 62.3	3/11/2014 21:31 61.4	5/11/2014 22:36 60.8			
28/10/2014 21:16 61.4	30/10/2014 22:21 62.5	2/11/2014 7:26 57.5	2/11/2014 16:31 62.6	3/11/2014 21:36 61.4	5/11/2014 22:41 60.2			
28/10/2014 21:21 62.3	30/10/2014 22:26 62.8	2/11/2014 7:31 58.5	2/11/2014 16:36 63.4	3/11/2014 21:41 60.9	5/11/2014 22:46 59.2			
28/10/2014 21:26 61.3	30/10/2014 22:31 60.6	2/11/2014 7:36 59.4	2/11/2014 16:41 61.9	3/11/2014 21:46 60.8	5/11/2014 22:51 58.9			
28/10/2014 21:31 61.3	30/10/2014 22:36 60.5	2/11/2014 7:41 59.8	2/11/2014 16:46 63.1	3/11/2014 21:51 60.4	5/11/2014 22:56 58.7			
28/10/2014 21:36 61.6	30/10/2014 22:41 61.9	2/11/2014 7:46 59.4	2/11/2014 16:51 62.8	3/11/2014 21:56 60.3	6/11/2014 19:01 59.9			
28/10/2014 21:41 62.4	30/10/2014 22:46 61.5	2/11/2014 7:51 59.0	2/11/2014 16:56 62.9	3/11/2014 22:01 61.3	6/11/2014 19:06 60.1			
28/10/2014 21:46 62.2	30/10/2014 22:51 60.6	2/11/2014 7:56 61.9	2/11/2014 17:01 63.1	3/11/2014 22:06 60.9	6/11/2014 19:11 59.6			
28/10/2014 21:51 61.8	30/10/2014 22:56 62.9	2/11/2014 8:01 60.3	2/11/2014 17:06 62.4	3/11/2014 22:11 61.2	6/11/2014 19:16 58.9			
28/10/2014 21:56 60.7	31/10/2014 19:01 60.9	2/11/2014 8:06 59.1	2/11/2014 17:11 63.5	3/11/2014 22:16 61.3	6/11/2014 19:21 59.8			
28/10/2014 22:01 60.7	31/10/2014 19:06 60.5	2/11/2014 8:11 59.0	2/11/2014 17:16 63.0	3/11/2014 22:21 61.4	6/11/2014 19:26 59.2			
28/10/2014 22:06 62.4	31/10/2014 19:11 60.6	2/11/2014 8:16 60.6	2/11/2014 17:21 61.4	3/11/2014 22:26 61.2	6/11/2014 19:31 59.2			
28/10/2014 22:11 61.1	31/10/2014 19:16 61.5	2/11/2014 8:21 60.8	2/11/2014 17:26 62.1	3/11/2014 22:31 61.1	6/11/2014 19:36 59.1			
28/10/2014 22:16 61.9	31/10/2014 19:21 61.8	2/11/2014 8:26 60.2	2/11/2014 17:31 62.3	3/11/2014 22:36 61.4	6/11/2014 19:41 62.6			
28/10/2014 22:21 61.2	31/10/2014 19:26 61.3	2/11/2014 8:31 61.3	2/11/2014 17:36 61.9	3/11/2014 22:41 61.2	6/11/2014 19:46 61.1			
28/10/2014 22:26 62.3	31/10/2014 19:31 61.2	2/11/2014 8:36 60.8	2/11/2014 17:41 61.8	3/11/2014 22:46 61.6	6/11/2014 19:51 60.3			
28/10/2014 22:31 61.3	31/10/2014 19:36 61.4	2/11/2014 8:41 61.9	2/11/2014 17:46 62.8	3/11/2014 22:51 60.7	6/11/2014 19:56 61.1			
28/10/2014 22:36 62.0	31/10/2014 19:41 61.9	2/11/2014 8:46 61.4	2/11/2014 17:51 60.8	3/11/2014 22:56 59.9	6/11/2014 20:01 61.7			
28/10/2014 22:41 61.8	31/10/2014 19:46 63.7	2/11/2014 8:51 60.6	2/11/2014 17:56 61.8	4/11/2014 19:01 61.6	6/11/2014 20:06 61.2			
28/10/2014 22:46 62.2	31/10/2014 19:51 62.6	2/11/2014 8:56 62.3	2/11/2014 18:01 63.1	4/11/2014 19:06 59.0	6/11/2014 20:11 61.3			
28/10/2014 22:51 62.0	31/10/2014 19:56 62.2	2/11/2014 9:01 61.0	2/11/2014 18:06 61.3	4/11/2014 19:11 59.6	6/11/2014 20:16 61.6			
28/10/2014 22:56 62.3	31/10/2014 20:01 63.2	2/11/2014 9:06 61.6	2/11/2014 18:11 62.6	4/11/2014 19:16 60.3	6/11/2014 20:21 62.6			
29/10/2014 19:01 60.4	31/10/2014 20:06 62.1	2/11/2014 9:11 60.9	2/11/2014 18:16 62.0	4/11/2014 19:21 62.0	6/11/2014 20:26 62.6			
29/10/2014 19:06 61.5	31/10/2014 20:11 63.0	2/11/2014 9:16 61.1	2/11/2014 18:21 61.4	4/11/2014 19:26 59.1	6/11/2014 20:31 61.8			
29/10/2014 19:11 60.4	31/10/2014 20:16 62.5	2/11/2014 9:21 61.4	2/11/2014 18:26 62.3	4/11/2014 19:31 58.8	6/11/2014 20:36 62.0			
29/10/2014 19:16 61.2	31/10/2014 20:21 62.7	2/11/2014 9:26 62.0	2/11/2014 18:31 62.0	4/11/2014 19:36 60.3	6/11/2014 20:41 61.4			
29/10/2014 19:21 61.2	31/10/2014 20:26 62.0	2/11/2014 9:31 62.1	2/11/2014 18:36 60.8	4/11/2014 19:41 59.4	6/11/2014 20:46 62.5			
29/10/2014 19:26 62.5	31/10/2014 20:31 63.3	2/11/2014 9:36 62.1	2/11/2014 18:41 60.7	4/11/2014 19:46 59.5	6/11/2014 20:51 61.6			
29/10/2014 19:31 63.3	31/10/2014 20:36 64.5	2/11/2014 9:41 62.0	2/11/2014 18:46 61.6	4/11/2014 19:51 59.6	6/11/2014 20:56 61.7			
29/10/2014 19:36 62.4	31/10/2014 20:41 61.7	2/11/2014 9:46 62.0	2/11/2014 18:51 60.2	4/11/2014 19:56 59.0	6/11/2014 21:01 61.2			
29/10/2014 19:41 63.0	31/10/2014 20:46 61.3	2/11/2014 9:51 61.1	2/11/2014 18:56 59.5	4/11/2014 20:01 61.0	6/11/2014 21:06 61.0			
29/10/2014 19:46 62.1	31/10/2014 20:51 63.4	2/11/2014 9:56 62.0	2/11/2014 19:01 59.9	4/11/2014 20:06 60.2	6/11/2014 21:11 61.9			
29/10/2014 19:51 62.6	31/10/2014 20:56 60.9	2/11/2014 10:01 61.9	2/11/2014 19:06 61.0	4/11/2014 20:11 61.0	6/11/2014 21:16 62.7			
29/10/2014 19:56 61.4	31/10/2014 21:01 61.8	2/11/2014 10:06 61.7	2/11/2014 19:11 61.3	4/11/2014 20:16 61.4	6/11/2014 21:21 62.5			
29/10/2014 20:01 62.2	31/10/2014 21:06 60.8	2/11/2014 10:11 63.3	2/11/2014 19:16 60.7	4/11/2014 20:21 59.9	6/11/2014 21:26 61.1			
29/10/2014 20:06 65.8	31/10/2014 21:11 61.5	2/11/2014 10:16 63.0	2/11/2014 19:21 61.4	4/11/2014 20:26 60.5	6/11/2014 21:31 61.0			
29/10/2014 20:11 62.3	31/10/2014 21:16 61.0	2/11/2014 10:21 62.7	2/11/2014 19:26 59.6	4/11/2014 20:31 60.8	6/11/2014 21:36 61.8			
29/10/2014 20:16 62.0	31/10/2014 21:21 63.8	2/11/2014 10:26 62.3	2/11/2014 19:31 60.8	4/11/2014 20:36 59.7	6/11/2014 21:41			



Real-time Noise Data		RTN2a (Hong Kong Electric Centre)									
7/11/2014 21:06	62.1	9/11/2014 10:11	62.5	9/11/2014 19:16	60.7	11/11/2014 20:21	62.6	13/11/2014 21:26	60.4	15/11/2014 22:31	61.8
7/11/2014 21:11	62.1	9/11/2014 10:16	61.4	9/11/2014 19:21	58.9	11/11/2014 20:26	61.0	13/11/2014 21:31	61.3	15/11/2014 22:36	62.0
7/11/2014 21:16	62.2	9/11/2014 10:21	61.9	9/11/2014 19:26	59.9	11/11/2014 20:31	60.4	13/11/2014 21:36	60.1	15/11/2014 22:41	61.9
7/11/2014 21:21	62.0	9/11/2014 10:26	62.2	9/11/2014 19:31	59.8	11/11/2014 20:36	62.2	13/11/2014 21:41	61.5	15/11/2014 22:46	61.3
7/11/2014 21:26	62.0	9/11/2014 10:31	60.8	9/11/2014 19:36	57.3	11/11/2014 20:41	59.4	13/11/2014 21:46	62.3	15/11/2014 22:51	62.6
7/11/2014 21:31	61.8	9/11/2014 10:36	63.0	9/11/2014 19:41	60.5	11/11/2014 20:46	63.9	13/11/2014 21:51	62.2	15/11/2014 22:56	61.2
7/11/2014 21:36	62.6	9/11/2014 10:41	61.3	9/11/2014 19:46	60.2	11/11/2014 20:51	59.3	13/11/2014 21:56	60.5	16/11/2014 7:01	58.6
7/11/2014 21:41	62.2	9/11/2014 10:46	60.4	9/11/2014 19:51	59.8	11/11/2014 20:56	59.4	13/11/2014 22:01	61.0	16/11/2014 7:06	58.7
7/11/2014 21:46	63.3	9/11/2014 10:51	60.6	9/11/2014 19:56	62.1	11/11/2014 21:01	61.6	13/11/2014 22:06	60.0	16/11/2014 7:11	62.7
7/11/2014 21:51	64.0	9/11/2014 10:56	60.6	9/11/2014 20:01	60.9	11/11/2014 21:06	59.3	13/11/2014 22:11	60.1	16/11/2014 7:16	58.4
7/11/2014 21:56	62.8	9/11/2014 11:01	60.5	9/11/2014 20:06	60.5	11/11/2014 21:11	60.1	13/11/2014 22:16	60.5	16/11/2014 7:21	60.2
7/11/2014 22:01	62.9	9/11/2014 11:06	60.3	9/11/2014 20:11	60.3	11/11/2014 21:16	60.4	13/11/2014 22:21	59.7	16/11/2014 7:26	60.1
7/11/2014 22:06	62.6	9/11/2014 11:11	61.5	9/11/2014 20:16	60.2	11/11/2014 21:21	62.0	13/11/2014 22:26	60.6	16/11/2014 7:31	58.1
7/11/2014 22:11	62.6	9/11/2014 11:16	61.8	9/11/2014 20:21	62.5	11/11/2014 21:26	61.6	13/11/2014 22:31	60.7	16/11/2014 7:36	59.7
7/11/2014 22:16	62.3	9/11/2014 11:21	61.3	9/11/2014 20:26	58.8	11/11/2014 21:31	60.7	13/11/2014 22:36	60.6	16/11/2014 7:41	60.4
7/11/2014 22:21	62.6	9/11/2014 11:26	61.9	9/11/2014 20:31	59.5	11/11/2014 21:36	61.8	13/11/2014 22:41	63.7	16/11/2014 7:46	59.8
7/11/2014 22:26	62.3	9/11/2014 11:31	60.7	9/11/2014 20:36	61.7	11/11/2014 21:41	58.9	13/11/2014 22:46	59.9	16/11/2014 7:51	59.7
7/11/2014 22:31	63.5	9/11/2014 11:36	61.5	9/11/2014 20:41	60.4	11/11/2014 21:46	61.6	13/11/2014 22:51	60.3	16/11/2014 7:56	59.7
7/11/2014 22:36	63.9	9/11/2014 11:41	61.0	9/11/2014 20:46	60.2	11/11/2014 21:51	61.1	13/11/2014 22:56	61.4	16/11/2014 8:01	62.8
7/11/2014 22:41	62.5	9/11/2014 11:46	61.9	9/11/2014 20:51	60.1	11/11/2014 21:56	60.1	14/11/2014 19:01	57.7	16/11/2014 8:06	58.7
7/11/2014 22:46	63.0	9/11/2014 11:51	62.1	9/11/2014 20:56	58.9	11/11/2014 22:01	61.4	14/11/2014 19:06	55.5	16/11/2014 8:11	62.5
7/11/2014 22:51	61.8	9/11/2014 11:56	62.3	9/11/2014 21:01	59.0	11/11/2014 22:06	61.8	14/11/2014 19:11	54.3	16/11/2014 8:16	59.7
7/11/2014 22:56	61.9	9/11/2014 12:01	61.6	9/11/2014 21:06	60.1	11/11/2014 22:11	60.0	14/11/2014 19:16	58.1	16/11/2014 8:21	62.1
8/11/2014 19:01	64.0	9/11/2014 12:06	62.1	9/11/2014 21:11	60.1	11/11/2014 22:16	59.5	14/11/2014 19:21	56.8	16/11/2014 8:26	61.2
8/11/2014 19:06	63.3	9/11/2014 12:11	61.4	9/11/2014 21:16	61.1	11/11/2014 22:21	61.5	14/11/2014 19:26	56.1	16/11/2014 8:31	62.7
8/11/2014 19:11	64.1	9/11/2014 12:16	61.3	9/11/2014 21:21	60.6	11/11/2014 22:26	60.3	14/11/2014 19:31	53.3	16/11/2014 8:36	61.7
8/11/2014 19:16	64.2	9/11/2014 12:21	62.2	9/11/2014 21:26	59.6	11/11/2014 22:31	59.7	14/11/2014 19:36	57.3	16/11/2014 8:41	62.0
8/11/2014 19:21	63.7	9/11/2014 12:26	60.6	9/11/2014 21:31	63.1	11/11/2014 22:36	60.6	14/11/2014 19:41	57.8	16/11/2014 8:46	62.3
8/11/2014 19:26	63.5	9/11/2014 12:31	61.5	9/11/2014 21:36	60.5	11/11/2014 22:41	59.7	14/11/2014 19:46	59.6	16/11/2014 8:51	61.8
8/11/2014 19:31	63.7	9/11/2014 12:36	61.7	9/11/2014 21:41	62.2	11/11/2014 22:46	60.8	14/11/2014 19:51	57.6	16/11/2014 8:56	61.3
8/11/2014 19:36	65.0	9/11/2014 12:41	62.3	9/11/2014 21:46	60.6	11/11/2014 22:51	61.3	14/11/2014 19:56	58.8	16/11/2014 9:01	61.3
8/11/2014 19:41	63.8	9/11/2014 12:46	61.0	9/11/2014 21:51	59.7	11/11/2014 22:56	59.4	14/11/2014 20:01	58.1	16/11/2014 9:06	65.3
8/11/2014 19:46	63.9	9/11/2014 12:51	61.6	9/11/2014 21:56	62.0	12/11/2014 19:01	61.3	14/11/2014 20:06	56.7	16/11/2014 9:11	60.5
8/11/2014 19:51	63.5	9/11/2014 12:56	61.0	9/11/2014 22:01	60.8	12/11/2014 19:06	60.7	14/11/2014 20:11	59.7	16/11/2014 9:16	61.0
8/11/2014 19:56	62.9	9/11/2014 13:01	63.4	9/11/2014 22:06	60.8	12/11/2014 19:11	60.4	14/11/2014 20:16	61.9	16/11/2014 9:21	62.4
8/11/2014 20:01	62.8	9/11/2014 13:06	61.8	9/11/2014 22:11	58.6	12/11/2014 19:16	59.1	14/11/2014 20:21	61.0	16/11/2014 9:26	62.0
8/11/2014 20:06	63.6	9/11/2014 13:11	61.6	9/11/2014 22:16	62.5	12/11/2014 19:21	60.2	14/11/2014 20:26	60.6	16/11/2014 9:31	60.6
8/11/2014 20:11	62.8	9/11/2014 13:16	62.3	9/11/2014 22:21	60.2	12/11/2014 19:26	60.1	14/11/2014 20:31	61.0	16/11/2014 9:36	61.4
8/11/2014 20:16	63.0	9/11/2014 13:21	60.0	9/11/2014 22:26	58.8	12/11/2014 19:31	58.5	14/11/2014 20:36	59.9	16/11/2014 9:41	60.9
8/11/2014 20:21	63.8	9/11/2014 13:26	60.2	9/11/2014 22:31	59.9	12/11/2014 19:36	61.4	14/11/2014 20:41	59.7	16/11/2014 9:46	60.3
8/11/2014 20:26	63.3	9/11/2014 13:31	62.1	9/11/2014 22:36	59.7	12/11/2014 19:41	62.5	14/11/2014 20:46	58.8	16/11/2014 9:51	61.9
8/11/2014 20:31	63.3	9/11/2014 13:36	62.3	9/11/2014 22:41	59.5	12/11/2014 19:46	60.9	14/11/2014 20:51	58.7	16/11/2014 9:56	63.4
8/11/2014 20:36	63.5	9/11/2014 13:41	60.3	9/11/2014 22:46	59.1	12/11/2014 19:51	61.6	14/11/2014 20:56	58.4	16/11/2014 10:01	61.1
8/11/2014 20:41	64.1	9/11/2014 13:46	60.2	9/11/2014 22:51	59.2	12/11/2014 19:56	60.6	14/11/2014 21:01	57.6	16/11/2014 10:06	60.2
8/11/2014 20:46	62.1	9/11/2014 13:51	60.2	9/11/2014 22:56	58.7	12/11/2014 20:01	59.9	14/11/2014 21:06	58.3	16/11/2014 10:11	61.7
8/11/2014 20:51	63.6	9/11/2014 13:56	59.9	10/11/2014 19:01	60.7	12/11/2014 20:06	58.4	14/11/2014 21:11	60.3	16/11/2014 10:16	61.6
8/11/2014 20:56	63.0	9/11/2014 14:01	62.0	10/11/2014 19:06	60.7	12/11/2014 20:11	59.5	14/11/2014 21:16	60.1	16/11/2014 10:21	64.0
8/11/2014 21:01	63.8	9/11/2014 14:06	61.7	10/11/2014 19:11	62.3	12/11/2014 20:16	60.3	14/11/2014 21:21	60.2	16/11/2014 10:26	63.4
8/11/2014 21:06	62.6	9/11/2014 14:11	63.3	10/11/2014 19:16	62.4	12/11/2014 20:21	58.5	14/11/2014 21:26	59.4	16/11/2014 10:31	63.0
8/11/2014 21:11	62.8	9/11/2014 14:16	61.9	10/11/2014 19:21	61.1	12/11/2014 20:26	59.0	14/11/2014 21:31	59.7	16/11/2014 10:36	62.6
8/11/2014 21:16	62.3	9/11/2014 14:21	62.0	10/11/2014 19:26	60.0	12/11/2014 20:31	59.6	14/11/2014 21:36	60.4	16/11/2014 10:41	60.8
8/11/2014 21:21	62.8	9/11/2014 14:26	60.1	10/11/2014 19:31	62.3	12/11/2014 20:36	59.4	14/11/2014 21:41	60.4	16/11/2014 10:46	63.5
8/11/2014 21:26	62.4	9/11/2014 14:31	61.1	10/11/2014 19:36	61.3	12/11/2014 20:41	60.0	14/11/2014 21:46	60.1	16/11/2014 10:51	62.6
8/11/2014 21:31	62.3	9/11/2014 14:36	61.4	10/11/2014 19:41	61.4	12/11/2014 20:46	60.6	14/11/2014 21:51	60.7	16/11/2014 10:56	62.3
8/11/2014 21:36	62.8	9/11/2014 14:41	59.8	10/11/2014 19:46	61.1	12/11/2014 20:51	60.4	14/11/2014 21:56	60.7	16/11/2014 11:01	60.0
8/11/2014 21:41	62.4	9/11/2014 14:46	61.3	10/11/2014 19:51	60.6	12/11/2014 20:56	60.5	14/11/2014 22:01	62.0	16/11/2014 11:06	61.7
8/11/2014 21:46	62.8	9/11/2014 14:51	61.6	10/11/2014 19:56	61.9	12/11/2014 21:01	59.6	14/11/2014 22:06	60.0	16/11/2014 11:11	62.0
8/11/2014 21:51	62.3	9/11/2014 14:56	61.8	10/11/2014 20:01	61.7	12/11/2014 21:06	60.0	14/11/2014 22:11	59.2	16/11/2014 11:16	62.0
8/11/2014 21:56	62.5	9/11/2014 15:01	61.6	10/11/2014 20:06	61.4	12/11/2014 21:11	60.7	14/11/2014 22:16	60.6	16/11/2014 11:21	64.0
8/11/2014 22:01	62.9	9/11/2014 15:06	62.4	10/11/2014 20:11	61.0	12/11/2014 21:16	59.9	14/11/2014 22:21	58.0	16/11/2014 11:26	64.4
8/11/2014 22:06	63.3	9/11/2014 15:11	62.5	10/11/2014 20:16	62.7	12/11/2014 21:21	60.3	14/11/2014 22:26	59.9	16/11/2014 11:31	65.5
8/11/2014 22:11	62.7	9/11/2014 15:16	61.7	10/11/2014 20:21	62.5	12/11/2014 21:26	58.9	14/11/2014 22:31	59.9	16/11/2014 11:36	65.9
8/11/2014 22:16	62.6	9/11/2014 15:21	61.5	10/11/2014 20:26	62.1	12/11/2014 21:31	59.8	14/11/2014 22:36	59.2	16/11/2014 11:41	63.1
8/11/2014 22:21	63.3	9/11/2014 15:26	61.7	10/11/2014 20:31	61.6	12/11/2014 21:36	60.3	14/11/2014 22:41	59.9	16/11/2014 11:46	60.1
8/11/2014 22:26	62.8	9/11/2014 15:31	61.6	10/11/2014 20:36	62.4	12/11/2014 21:41	60.9	14/11/2014 22:46	60.4	16/11/2014 11:51	59.4
8/11/2014 22:31	62.8	9/11/2014 15:36	62.8	10/11/2014 20:41	60.5	12/11/2014 21:46	59.8	14/11/2014 22:51	60.1	16/11/2014 11:56	60.1
8/11/2014 22:36	62.8	9/11/2014 15:41	61.7	10/11/2014 20:46	61.4	12/11/2014 21:51	61.0	14/11/2014 22:56	60.1	16/11/2014 12:01	59.6
8/11/2014 22:41	63.6	9/11/2014 15:46	62.8	10/11/2014 20:51	60.5						

Real-time Noise Data	RTN2a (Hong Kong Electric Centre)				
16/11/2014 15:36 61.6	17/11/2014 20:41 61.4	19/11/2014 21:46 59.0	21/11/2014 22:51 60.4	23/11/2014 11:56 60.7	23/11/2014 21:01 58.9
16/11/2014 15:41 62.4	17/11/2014 20:46 62.8	19/11/2014 21:51 61.7	21/11/2014 22:56 63.3	23/11/2014 12:01 60.3	23/11/2014 21:06 59.5
16/11/2014 15:46 64.9	17/11/2014 20:51 59.4	19/11/2014 21:56 59.6	22/11/2014 19:01 58.3	23/11/2014 12:06 59.4	23/11/2014 21:11 59.7
16/11/2014 15:51 61.2	17/11/2014 20:56 59.7	19/11/2014 22:01 61.4	22/11/2014 19:06 58.3	23/11/2014 12:11 60.9	23/11/2014 21:16 59.5
16/11/2014 15:56 62.0	17/11/2014 21:01 59.8	19/11/2014 22:06 59.4	22/11/2014 19:11 58.6	23/11/2014 12:16 60.4	23/11/2014 21:21 59.6
16/11/2014 16:01 60.8	17/11/2014 21:06 59.6	19/11/2014 22:11 60.3	22/11/2014 19:16 60.8	23/11/2014 12:21 60.7	23/11/2014 21:26 60.9
16/11/2014 16:06 61.8	17/11/2014 21:11 59.7	19/11/2014 22:16 60.4	22/11/2014 19:21 59.0	23/11/2014 12:26 60.6	23/11/2014 21:31 60.7
16/11/2014 16:11 61.3	17/11/2014 21:16 59.0	19/11/2014 22:21 60.5	22/11/2014 19:26 59.4	23/11/2014 12:31 61.0	23/11/2014 21:36 60.4
16/11/2014 16:16 61.4	17/11/2014 21:21 60.9	19/11/2014 22:26 59.2	22/11/2014 19:31 61.1	23/11/2014 12:36 60.0	23/11/2014 21:41 60.6
16/11/2014 16:21 61.7	17/11/2014 21:26 60.1	19/11/2014 22:31 60.1	22/11/2014 19:36 59.9	23/11/2014 12:41 60.6	23/11/2014 21:46 57.8
16/11/2014 16:26 61.9	17/11/2014 21:31 59.7	19/11/2014 22:36 59.8	22/11/2014 19:41 61.1	23/11/2014 12:46 59.8	23/11/2014 21:51 59.1
16/11/2014 16:31 63.0	17/11/2014 21:36 60.3	19/11/2014 22:41 60.5	22/11/2014 19:46 60.3	23/11/2014 12:51 59.5	23/11/2014 21:56 58.7
16/11/2014 16:36 62.8	17/11/2014 21:41 60.9	19/11/2014 22:46 59.0	22/11/2014 19:51 60.6	23/11/2014 12:56 61.3	23/11/2014 22:01 57.9
16/11/2014 16:41 62.5	17/11/2014 21:46 60.2	19/11/2014 22:51 60.0	22/11/2014 19:56 61.9	23/11/2014 13:01 59.6	23/11/2014 22:06 58.5
16/11/2014 16:46 63.1	17/11/2014 21:51 62.6	19/11/2014 22:56 59.1	22/11/2014 20:01 63.5	23/11/2014 13:06 62.6	23/11/2014 22:11 60.0
16/11/2014 16:51 61.8	17/11/2014 21:56 60.2	20/11/2014 19:01 56.5	22/11/2014 20:06 63.2	23/11/2014 13:11 59.9	23/11/2014 22:16 60.4
16/11/2014 16:56 62.5	17/11/2014 22:01 61.2	20/11/2014 19:06 57.4	22/11/2014 20:11 60.1	23/11/2014 13:16 62.5	23/11/2014 22:21 59.0
16/11/2014 17:01 63.0	17/11/2014 22:06 60.3	20/11/2014 19:11 57.7	22/11/2014 20:16 60.6	23/11/2014 13:21 61.6	23/11/2014 22:26 58.4
16/11/2014 17:06 62.7	17/11/2014 22:11 59.2	20/11/2014 19:16 57.5	22/11/2014 20:21 58.9	23/11/2014 13:26 60.7	23/11/2014 22:31 59.1
16/11/2014 17:11 62.6	17/11/2014 22:16 60.0	20/11/2014 19:21 55.3	22/11/2014 20:26 61.3	23/11/2014 13:31 59.0	23/11/2014 22:36 57.8
16/11/2014 17:16 62.5	17/11/2014 22:21 60.4	20/11/2014 19:26 57.3	22/11/2014 20:31 60.0	23/11/2014 13:36 59.8	23/11/2014 22:41 60.9
16/11/2014 17:21 62.2	17/11/2014 22:26 61.1	20/11/2014 19:31 56.7	22/11/2014 20:36 61.8	23/11/2014 13:41 61.0	23/11/2014 22:46 59.2
16/11/2014 17:26 62.5	17/11/2014 22:31 61.3	20/11/2014 19:36 57.0	22/11/2014 20:41 60.7	23/11/2014 13:46 60.2	23/11/2014 22:51 58.5
16/11/2014 17:31 62.0	17/11/2014 22:36 61.4	20/11/2014 19:41 58.6	22/11/2014 20:46 59.0	23/11/2014 13:51 60.2	23/11/2014 22:56 58.5
16/11/2014 17:36 61.5	17/11/2014 22:41 61.3	20/11/2014 19:46 61.0	22/11/2014 20:51 59.5	23/11/2014 13:56 60.6	24/11/2014 19:01 58.5
16/11/2014 17:41 61.8	17/11/2014 22:46 61.3	20/11/2014 19:51 60.7	22/11/2014 20:56 58.8	23/11/2014 14:01 60.4	24/11/2014 19:06 59.7
16/11/2014 17:46 61.6	17/11/2014 22:51 69.2	20/11/2014 19:56 60.3	22/11/2014 21:01 58.9	23/11/2014 14:06 61.5	24/11/2014 19:11 58.0
16/11/2014 17:51 60.8	17/11/2014 22:56 67.5	20/11/2014 20:01 61.4	22/11/2014 21:06 59.3	23/11/2014 14:11 59.9	24/11/2014 19:16 59.6
16/11/2014 17:56 61.7	18/11/2014 19:01 58.4	20/11/2014 20:06 65.2	22/11/2014 21:11 59.1	23/11/2014 14:16 63.0	24/11/2014 19:21 57.8
16/11/2014 18:01 61.9	18/11/2014 19:06 57.2	20/11/2014 20:11 62.1	22/11/2014 21:16 59.9	23/11/2014 14:21 62.0	24/11/2014 19:26 59.7
16/11/2014 18:06 62.1	18/11/2014 19:11 57.7	20/11/2014 20:16 61.6	22/11/2014 21:21 59.6	23/11/2014 14:26 61.4	24/11/2014 19:31 59.0
16/11/2014 18:11 58.5	18/11/2014 19:16 62.6	20/11/2014 20:21 61.6	22/11/2014 21:26 59.4	23/11/2014 14:31 61.9	24/11/2014 19:36 60.0
16/11/2014 18:16 59.0	18/11/2014 19:21 59.9	20/11/2014 20:26 61.0	22/11/2014 21:31 60.3	23/11/2014 14:36 63.4	24/11/2014 19:41 62.0
16/11/2014 18:21 60.9	18/11/2014 19:26 58.7	20/11/2014 20:31 62.6	22/11/2014 21:36 61.3	23/11/2014 14:41 60.1	24/11/2014 19:46 60.7
16/11/2014 18:26 61.6	18/11/2014 19:31 58.3	20/11/2014 20:36 60.6	22/11/2014 21:41 58.4	23/11/2014 14:46 60.4	24/11/2014 19:51 61.1
16/11/2014 18:31 62.4	18/11/2014 19:36 61.2	20/11/2014 20:41 61.1	22/11/2014 21:46 66.5	23/11/2014 14:51 61.3	24/11/2014 19:56 60.2
16/11/2014 18:36 60.6	18/11/2014 19:41 61.0	20/11/2014 20:46 57.9	22/11/2014 21:51 58.5	23/11/2014 14:56 61.2	24/11/2014 20:01 61.1
16/11/2014 18:41 62.4	18/11/2014 19:46 61.1	20/11/2014 20:51 60.9	22/11/2014 21:56 61.6	23/11/2014 15:01 62.4	24/11/2014 20:06 60.2
16/11/2014 18:46 60.5	18/11/2014 19:51 61.2	20/11/2014 20:56 59.8	22/11/2014 22:01 60.1	23/11/2014 15:06 60.3	24/11/2014 20:11 59.7
16/11/2014 18:51 61.7	18/11/2014 19:56 60.5	20/11/2014 21:01 59.9	22/11/2014 22:06 61.3	23/11/2014 15:11 61.7	24/11/2014 20:16 60.9
16/11/2014 18:56 62.2	18/11/2014 20:01 60.9	20/11/2014 21:06 60.3	22/11/2014 22:11 60.8	23/11/2014 15:16 61.8	24/11/2014 20:21 61.1
16/11/2014 19:01 62.1	18/11/2014 20:06 60.4	20/11/2014 21:11 59.7	22/11/2014 22:16 60.2	23/11/2014 15:21 62.0	24/11/2014 20:26 62.0
16/11/2014 19:06 61.3	18/11/2014 20:11 63.1	20/11/2014 21:16 61.5	22/11/2014 22:21 60.7	23/11/2014 15:26 62.1	24/11/2014 20:31 61.4
16/11/2014 19:11 61.6	18/11/2014 20:16 60.5	20/11/2014 21:21 60.3	22/11/2014 22:26 57.8	23/11/2014 15:31 61.6	24/11/2014 20:36 60.7
16/11/2014 19:16 61.9	18/11/2014 20:21 60.8	20/11/2014 21:26 61.1	22/11/2014 22:31 59.8	23/11/2014 15:36 61.9	24/11/2014 20:41 60.3
16/11/2014 19:21 61.5	18/11/2014 20:26 61.8	20/11/2014 21:31 59.7	22/11/2014 22:36 60.2	23/11/2014 15:41 62.5	24/11/2014 20:46 62.4
16/11/2014 19:26 61.4	18/11/2014 20:31 61.2	20/11/2014 21:36 62.0	22/11/2014 22:41 59.8	23/11/2014 15:46 60.0	24/11/2014 20:51 60.2
16/11/2014 19:31 60.7	18/11/2014 20:36 61.9	20/11/2014 21:41 60.4	22/11/2014 22:46 60.6	23/11/2014 15:51 62.1	24/11/2014 20:56 60.0
16/11/2014 19:36 62.4	18/11/2014 20:41 61.4	20/11/2014 21:46 60.1	22/11/2014 22:51 60.3	23/11/2014 15:56 61.7	24/11/2014 21:01 58.9
16/11/2014 19:41 61.4	18/11/2014 20:46 59.4	20/11/2014 21:51 60.6	22/11/2014 22:56 59.3	23/11/2014 16:01 62.6	24/11/2014 21:06 60.6
16/11/2014 19:46 61.2	18/11/2014 20:51 59.4	20/11/2014 21:56 61.0	23/11/2014 7:01 45.1	23/11/2014 16:06 61.9	24/11/2014 21:11 60.1
16/11/2014 19:51 61.5	18/11/2014 20:56 59.7	20/11/2014 22:01 61.7	23/11/2014 7:06 54.2	23/11/2014 16:11 61.2	24/11/2014 21:16 62.1
16/11/2014 19:56 65.0	18/11/2014 21:01 59.9	20/11/2014 22:06 63.8	23/11/2014 7:11 57.7	23/11/2014 16:16 60.9	24/11/2014 21:21 59.0
16/11/2014 20:01 60.9	18/11/2014 21:06 60.7	20/11/2014 22:11 61.9	23/11/2014 7:16 50.0	23/11/2014 16:21 61.4	24/11/2014 21:26 59.2
16/11/2014 20:06 61.7	18/11/2014 21:11 60.3	20/11/2014 22:16 61.1	23/11/2014 7:21 59.2	23/11/2014 16:26 62.0	24/11/2014 21:31 61.0
16/11/2014 20:11 61.4	18/11/2014 21:16 60.1	20/11/2014 22:21 60.0	23/11/2014 7:26 58.9	23/11/2014 16:31 61.3	24/11/2014 21:36 60.2
16/11/2014 20:16 61.7	18/11/2014 21:21 59.1	20/11/2014 22:26 60.5	23/11/2014 7:31 53.5	23/11/2014 16:36 62.4	24/11/2014 21:41 60.2
16/11/2014 20:21 62.2	18/11/2014 21:26 59.9	20/11/2014 22:31 60.7	23/11/2014 7:36 57.4	23/11/2014 16:41 64.2	24/11/2014 21:46 58.5
16/11/2014 20:26 61.1	18/11/2014 21:31 60.4	20/11/2014 22:36 60.1	23/11/2014 7:41 57.1	23/11/2014 16:46 63.4	24/11/2014 21:51 57.5
16/11/2014 20:31 64.0	18/11/2014 21:36 58.8	20/11/2014 22:41 60.5	23/11/2014 7:46 59.7	23/11/2014 16:51 63.3	24/11/2014 21:56 61.9
16/11/2014 20:36 59.9	18/11/2014 21:41 58.5	20/11/2014 22:46 62.2	23/11/2014 7:51 59.0	23/11/2014 16:56 61.6	24/11/2014 22:01 59.7
16/11/2014 20:41 61.0	18/11/2014 21:46 59.3	20/11/2014 22:51 61.5	23/11/2014 7:56 58.3	23/11/2014 17:01 64.6	24/11/2014 22:06 60.0
16/11/2014 20:46 60.6	18/11/2014 21:51 59.2	20/11/2014 22:56 61.1	23/11/2014 8:01 57.2	23/11/2014 17:06 62.7	24/11/2014 22:11 61.0
16/11/2014 20:51 61.8	18/11/2014 21:56 58.9	21/11/2014 19:01 56.8	23/11/2014 8:06 59.4	23/11/2014 17:11 61.8	24/11/2014 22:16 60.9
16/11/2014 20:56 60.6	18/11/2014 22:01 60.1	21/11/2014 19:06 55.8	23/11/2014 8:11 59.3	23/11/2014 17:16 62.0	24/11/2014 22:21 59.2
16/11/2014 21:01 61.0	18/11/2014 22:06 57.7	21/11/2014 19:11 53.4	23/11/2014 8:16 57.4	23/11/2014 17:21 62.3	24/11/2014 22:26 60.1
16/11/2014 21:06 61.2	18/11/2014 22:11 60.2	21/11/2014 19:16 57.3	23/11/2014 8:21 56.4	23/11/2014 17:26 62.8	24/11/2014 22:31 59.1
16/11/2014 21:11 60.9	18/11/2014 22:16 60.1	21/11/2014 19:21 55.9	23/11/2014 8:26 58.9	23/11/2014 17:31 61.9	24/11/2014 22:36 59.4
16/11/2014 21:16 61.0	18/11/2014 22:21 58.6	21/11/2014 19:26 58.9	23/11/2014 8:31 59.5	23/11/2014 17:36 61.6	24/11/2014 22:41 60.6
16/11/2014 21:21 62.2	18/11/2014 22:26 59.8	21/11/2014 19:31 55.5	23/11/2014 8:36 57.4	23/11/2014 17:41 59.4	24/11/2014 22:46 57.3
16/11/2014 21:26 61.1	18/11/2014 22:31 60.2	21/11/2014 19:36 55.6	23/11/2014 8:41 59.2	23/11/2014 17:46 62.0	24/11/2014 22:51 58.3
16/11/2014 21:31 63.3	18/11/2014 22:36 60.4	21/11/2014 19:41 54.3	23/11/2014 8:46 58.5	23/11/2014 17:51 61.1	24/11/2014 22:56 58.7
16/11/2014 21:36 61.2	18/11/2014 22:41 59.9	21/11/2014 19:46 46.0	23/11/2014 8:51 58.7	25/11/2014 19:01 57.7	25/11/2014 19:01 57.7
16/11/2014 21:41 61.2	18/11/2014 22:46 60.0	21/11/2014 19:51 54.1	23/11/2014 8:56 58.4	25/11/2014 19:06 57.3	25/11/2014 19:06 57.3
16/11/2014 21:46 60.8	18/11/2014 22:51 60.5	21/11/2014 19:56 58.9	23/11/2014 9:01 58.8	25/11/2014 19:11 57.1	25/11/2014 19:11 57.1
16/11/2014 21:51 61.0	18/11/2014 22:56 59.3	21/11/2014 20:01 56.1	23/11/2014 9:06 59.1	25/11/2014 19:16 58.5	25/11/2014 19:16 58.5
16/11/2014 21:56 61.4	19/11/2014 19:01 58.5	21/11/2014 20:06 57.9			

Real-time Noise Data	RTN2a (Hong Kong Electric Centre)				
25/11/2014 22:06 59.8		29/10/2014 0:51 61.1	30/10/2014 1:56 60.1	31/10/2014 3:01 58.6	1/11/2014 4:06 60.6
25/11/2014 22:11 60.8		29/10/2014 0:56 61.8	30/10/2014 2:01 59.2	31/10/2014 3:06 58.4	1/11/2014 4:11 60.9
25/11/2014 22:16 60.8		29/10/2014 1:01 61.2	30/10/2014 2:06 58.3	31/10/2014 3:11 59.1	1/11/2014 4:16 60.2
25/11/2014 22:21 60.2		29/10/2014 1:06 60.5	30/10/2014 2:11 59.4	31/10/2014 3:16 57.8	1/11/2014 4:21 60.8
25/11/2014 22:26 61.6		29/10/2014 1:11 60.2	30/10/2014 2:16 62.4	31/10/2014 3:21 57.7	1/11/2014 4:26 60.3
25/11/2014 22:31 60.0		29/10/2014 1:16 60.5	30/10/2014 2:21 58.6	31/10/2014 3:26 58.6	1/11/2014 4:31 60.2
25/11/2014 22:36 58.7		29/10/2014 1:21 61.1	30/10/2014 2:26 58.2	31/10/2014 3:31 57.9	1/11/2014 4:36 61.1
25/11/2014 22:41 58.1		29/10/2014 1:26 60.8	30/10/2014 2:31 58.5	31/10/2014 3:36 57.8	1/11/2014 4:41 60.5
25/11/2014 22:46 60.9		29/10/2014 1:31 61.1	30/10/2014 2:36 58.3	31/10/2014 3:41 58.6	1/11/2014 4:46 60.2
25/11/2014 22:51 58.5		29/10/2014 1:36 59.2	30/10/2014 2:41 57.7	31/10/2014 3:46 56.5	1/11/2014 4:51 60.8
25/11/2014 22:56 58.5		29/10/2014 1:41 60.0	30/10/2014 2:46 58.1	31/10/2014 3:51 57.6	1/11/2014 4:56 60.6
26/11/2014 19:01 56.7		29/10/2014 1:46 59.7	30/10/2014 2:51 58.7	31/10/2014 3:56 57.8	1/11/2014 5:01 60.0
26/11/2014 19:06 53.0		29/10/2014 1:51 59.4	30/10/2014 2:56 58.7	31/10/2014 4:01 58.6	1/11/2014 5:06 60.6
26/11/2014 19:11 57.5		29/10/2014 1:56 59.2	30/10/2014 3:01 58.4	31/10/2014 4:06 56.6	1/11/2014 5:11 60.0
26/11/2014 19:16 58.9		29/10/2014 2:01 58.8	30/10/2014 3:06 58.3	31/10/2014 4:11 57.9	1/11/2014 5:16 61.7
26/11/2014 19:21 56.8		29/10/2014 2:06 59.1	30/10/2014 3:11 58.3	31/10/2014 4:16 57.7	1/11/2014 5:21 60.7
26/11/2014 19:26 57.1		29/10/2014 2:11 59.0	30/10/2014 3:16 58.1	31/10/2014 4:21 57.2	1/11/2014 5:26 61.2
26/11/2014 19:31 57.2		29/10/2014 2:16 58.6	30/10/2014 3:21 56.5	31/10/2014 4:26 57.8	1/11/2014 5:31 60.9
26/11/2014 19:36 62.6		29/10/2014 2:21 58.7	30/10/2014 3:26 56.2	31/10/2014 4:31 58.4	1/11/2014 5:36 59.9
26/11/2014 19:41 60.0		29/10/2014 2:26 59.8	30/10/2014 3:31 60.0	31/10/2014 4:36 57.3	1/11/2014 5:41 60.9
26/11/2014 19:46 59.9		29/10/2014 2:31 59.2	30/10/2014 3:36 59.9	31/10/2014 4:41 57.9	1/11/2014 5:46 60.2
26/11/2014 19:51 62.0		29/10/2014 2:36 58.2	30/10/2014 3:41 57.2	31/10/2014 4:46 57.3	1/11/2014 5:51 60.3
26/11/2014 19:56 59.9		29/10/2014 2:41 58.0	30/10/2014 3:46 56.9	31/10/2014 4:51 57.6	1/11/2014 5:56 60.9
26/11/2014 20:01 60.5		29/10/2014 2:46 56.6	30/10/2014 3:51 56.5	31/10/2014 4:56 57.9	1/11/2014 6:01 61.3
26/11/2014 20:06 61.3		29/10/2014 2:51 58.4	30/10/2014 3:56 56.8	31/10/2014 5:01 56.1	1/11/2014 6:06 61.1
26/11/2014 20:11 61.8		29/10/2014 2:56 58.1	30/10/2014 4:01 56.4	31/10/2014 5:06 56.6	1/11/2014 6:11 60.9
26/11/2014 20:16 61.0		29/10/2014 3:01 57.3	30/10/2014 4:06 57.4	31/10/2014 5:11 58.0	1/11/2014 6:16 61.4
26/11/2014 20:21 63.3		29/10/2014 3:06 57.6	30/10/2014 4:11 56.8	31/10/2014 5:16 57.7	1/11/2014 6:21 61.8
26/11/2014 20:26 60.2		29/10/2014 3:11 57.1	30/10/2014 4:16 56.5	31/10/2014 5:21 58.2	1/11/2014 6:26 62.3
26/11/2014 20:31 60.5		29/10/2014 3:16 57.5	30/10/2014 4:21 56.4	31/10/2014 5:26 58.1	1/11/2014 6:31 62.3
26/11/2014 20:36 60.5		29/10/2014 3:21 57.2	30/10/2014 4:26 56.9	31/10/2014 5:31 59.0	1/11/2014 6:36 62.2
26/11/2014 20:41 60.4		29/10/2014 3:26 56.7	30/10/2014 4:31 57.3	31/10/2014 5:36 58.2	1/11/2014 6:41 62.7
26/11/2014 20:46 61.3		29/10/2014 3:31 57.3	30/10/2014 4:36 55.4	31/10/2014 5:41 58.9	1/11/2014 6:46 62.6
26/11/2014 20:51 60.2		29/10/2014 3:36 57.8	30/10/2014 4:41 57.0	31/10/2014 5:46 59.1	1/11/2014 6:51 62.7
26/11/2014 20:56 63.7		29/10/2014 3:41 56.6	30/10/2014 4:46 56.6	31/10/2014 5:51 58.4	1/11/2014 6:56 62.5
26/11/2014 21:01 60.6		29/10/2014 3:46 56.3	30/10/2014 4:51 56.8	31/10/2014 5:56 59.4	1/11/2014 23:01 63.1
26/11/2014 21:06 58.9		29/10/2014 3:51 56.3	30/10/2014 4:56 56.6	31/10/2014 6:01 60.7	1/11/2014 23:06 63.1
26/11/2014 21:11 60.2		29/10/2014 3:56 58.2	30/10/2014 5:01 57.9	31/10/2014 6:06 60.3	1/11/2014 23:11 62.8
26/11/2014 21:16 59.0		29/10/2014 4:01 57.2	30/10/2014 5:06 58.3	31/10/2014 6:11 60.6	1/11/2014 23:16 63.3
26/11/2014 21:21 59.5		29/10/2014 4:06 56.8	30/10/2014 5:11 58.1	31/10/2014 6:16 60.9	1/11/2014 23:21 63.6
26/11/2014 21:26 60.8		29/10/2014 4:11 56.7	30/10/2014 5:16 58.6	31/10/2014 6:21 61.4	1/11/2014 23:26 64.2
26/11/2014 21:31 68.3		29/10/2014 4:16 55.7	30/10/2014 5:21 59.0	31/10/2014 6:26 62.0	1/11/2014 23:31 62.9
26/11/2014 21:36 59.7		29/10/2014 4:21 56.5	30/10/2014 5:26 59.2	31/10/2014 6:31 62.4	1/11/2014 23:36 63.2
26/11/2014 21:41 61.8		29/10/2014 4:26 57.1	30/10/2014 5:31 58.9	31/10/2014 6:36 62.2	1/11/2014 23:41 63.8
26/11/2014 21:46 59.8		29/10/2014 4:31 57.3	30/10/2014 5:36 57.8	31/10/2014 6:41 63.3	1/11/2014 23:46 63.1
26/11/2014 21:51 59.1		29/10/2014 4:36 56.8	30/10/2014 5:41 58.7	31/10/2014 6:46 63.5	1/11/2014 23:51 62.7
26/11/2014 21:56 61.3		29/10/2014 4:41 57.4	30/10/2014 5:46 59.0	31/10/2014 6:51 63.3	1/11/2014 23:56 62.8
26/11/2014 22:01 58.3		29/10/2014 4:46 56.8	30/10/2014 5:51 59.9	31/10/2014 6:56 63.2	2/11/2014 0:01 62.5
26/11/2014 22:06 58.0		29/10/2014 4:51 57.3	30/10/2014 5:56 59.5	31/10/2014 7:01 64.6	2/11/2014 0:06 62.4
26/11/2014 22:11 59.5		29/10/2014 4:56 56.8	30/10/2014 6:01 59.6	31/10/2014 23:06 64.3	2/11/2014 0:11 62.6
26/11/2014 22:16 60.2		29/10/2014 5:01 56.6	30/10/2014 6:06 59.2	31/10/2014 23:11 62.7	2/11/2014 0:16 62.8
26/11/2014 22:21 59.3		29/10/2014 5:06 57.3	30/10/2014 6:11 60.2	31/10/2014 23:16 64.7	2/11/2014 0:21 62.4
26/11/2014 22:26 57.8		29/10/2014 5:11 56.8	30/10/2014 6:16 61.1	31/10/2014 23:21 63.3	2/11/2014 0:26 62.2
26/11/2014 22:31 60.6		29/10/2014 5:16 58.1	30/10/2014 6:21 61.6	31/10/2014 23:26 63.9	2/11/2014 0:31 62.6
26/11/2014 22:36 62.6		29/10/2014 5:21 57.1	30/10/2014 6:26 61.4	31/10/2014 23:31 65.2	2/11/2014 0:36 63.4
26/11/2014 22:41 61.4		29/10/2014 5:26 58.8	30/10/2014 6:31 62.1	31/10/2014 23:36 63.3	2/11/2014 0:41 62.2
26/11/2014 22:46 59.5		29/10/2014 5:31 58.1	30/10/2014 6:36 63.0	31/10/2014 23:41 63.7	2/11/2014 0:46 62.3
26/11/2014 22:51 61.0		29/10/2014 5:36 58.6	30/10/2014 6:41 62.5	31/10/2014 23:46 63.2	2/11/2014 0:51 61.5
26/11/2014 22:56 60.8		29/10/2014 5:41 58.3	30/10/2014 6:46 63.0	31/10/2014 23:51 63.0	2/11/2014 0:56 63.6
27/11/2014 19:01 59.7		29/10/2014 5:46 58.6	30/10/2014 6:51 63.3	31/10/2014 23:56 63.0	2/11/2014 1:01 62.4
27/11/2014 19:06 60.7		29/10/2014 5:51 59.7	30/10/2014 6:56 62.6	1/11/2014 0:01 63.4	2/11/2014 1:06 62.0
27/11/2014 19:11 59.8		29/10/2014 5:56 59.4	30/10/2014 23:01 63.0	1/11/2014 0:06 63.1	2/11/2014 1:11 61.8
27/11/2014 19:16 59.1		29/10/2014 6:01 60.3	30/10/2014 23:06 63.2	1/11/2014 0:11 62.9	2/11/2014 1:16 61.3
27/11/2014 19:21 58.9		29/10/2014 6:06 59.5	30/10/2014 23:11 63.3	1/11/2014 0:16 62.8	2/11/2014 1:21 61.7
27/11/2014 19:26 62.4		29/10/2014 6:11 59.8	30/10/2014 23:16 63.6	1/11/2014 0:21 62.5	2/11/2014 1:26 61.6
27/11/2014 19:31 58.8		29/10/2014 6:16 60.5	30/10/2014 23:21 62.6	1/11/2014 0:26 62.6	2/11/2014 1:31 61.2
27/11/2014 19:36 60.9		29/10/2014 6:21 60.8	30/10/2014 23:26 62.9	1/11/2014 0:31 62.8	2/11/2014 1:36 61.1
27/11/2014 19:41 61.1		29/10/2014 6:26 61.3	30/10/2014 23:31 62.8	1/11/2014 0:36 62.9	2/11/2014 1:41 61.4
27/11/2014 19:46 61.6		29/10/2014 6:31 62.2	30/10/2014 23:36 62.7	1/11/2014 0:41 62.2	2/11/2014 1:46 60.9
27/11/2014 19:51 62.2		29/10/2014 6:36 61.9	30/10/2014 23:41 63.2	1/11/2014 0:46 62.2	2/11/2014 1:51 61.1
27/11/2014 19:56 62.6		29/10/2014 6:41 63.4	30/10/2014 23:46 63.0	1/11/2014 0:51 62.8	2/11/2014 1:56 62.5
27/11/2014 20:01 62.9		29/10/2014 6:46 63.1	30/10/2014 23:51 62.1	1/11/2014 0:56 62.5	2/11/2014 2:01 62.7
27/11/2014 20:06 64.2		29/10/2014 6:51 62.7	30/10/2014 23:56 63.5	1/11/2014 1:01 61.6	2/11/2014 2:06 60.6
27/11/2014 20:11 63.3		29/10/2014 6:56 63.3	31/10/2014 0:01 62.3	1/11/2014 1:06 62.4	2/11/2014 2:11 60.7
27/11/2014 20:16 63.7		29/10/2014 7:01 63.3	31/10/2014 0:06 62.1	1/11/2014 1:11 62.5	2/11/2014 2:16 60.8
27/11/2014 20:21 63.6		29/10/2014 23:06 63.6	31/10/2014 0:11 62.3	1/11/2014 1:16 63.2	2/11/2014 2:21 61.2
27/11/2014 20:26 64.6		29/10/2014 23:11 63.0	31/10/2014 0:16 62.4	1/11/2014 1:21 62.3	2/11/2014 2:26 62.5
27/11/2014 20:31 63.3		29/10/2014 23:16 63.1	31/10/2014 0:21 62.2	1/11/2014 1:26 62.7	2/11/2014 2:31 60.7
27/11/2014 20:36 63.7		29/10/2014 23:21 63.1	31/10/2014 0:26 61.6	1/11/2014 1:31 61.9	2/11/2014 2:36 60.6
27/11/2014 20:41 62.8		29/10/2014 23:26 63.2	31/10/2014 0:31 62.1	1/11/2014 1:36 62.1	2/11/2014 2:41 60.4
27/11/2014 20:46 62.7		29/10/2014 23:31 62.9	31/10/2014 0:36 61.9	1/11/2014 1:41 62.3	2/11/2014 2:46 62.4
27/11/2014 20:51 62.2		29/10/2014 23:36 63.3	31/10/2014 0:41 61.3	1/11/2014 1:46 62.1	2/11/2014 2:51 60.2
27/11/2014 20:56 62.7		29/10/2014 23:41 62.3	31/10/2014 0:46 62.0	1/11/2014 1:51 61.7	2/11/2014 2:56 61.0
27/11/2014 21:01 62.7		29/10/2014 23:46 62.4	31/10/2014 0:51 61.7	1/11/2014 1:56 61.8	2/11/2014 3:01 60.1
27/11/2014 21:06 62.1		29/10/2014 23:51 62.4	31/10/2014 0:56 61.2	1/11/2014 2:01 61.8	2/11/2014 3:06 60.3
27/11/2014 21:11 62.4		29/10/2014 23:56 62.5	31/10/2014 1:01 61.1	1/11/2014 2:06 61.7	2/11/2014 3:11 59.6
27/11/2014 21:16 63.0		30/10/2014 0:01 62			

Real-time Noise Data		RTN2a (Hong Kong Electric Centre)									
2/11/2014 5:11	59.2	3/11/2014 6:16	61.0	4/11/2014 23:21	62.3	6/11/2014 0:26	60.1	7/11/2014 1:31	61.1	8/11/2014 2:36	61.0
2/11/2014 5:16	58.2	3/11/2014 6:21	61.2	4/11/2014 23:26	62.4	6/11/2014 0:31	60.7	7/11/2014 1:36	60.8	8/11/2014 2:41	61.8
2/11/2014 5:21	58.9	3/11/2014 6:26	61.2	4/11/2014 23:31	61.4	6/11/2014 0:36	60.4	7/11/2014 1:41	60.6	8/11/2014 2:46	60.3
2/11/2014 5:26	59.3	3/11/2014 6:31	62.8	4/11/2014 23:36	61.3	6/11/2014 0:41	58.9	7/11/2014 1:46	60.0	8/11/2014 2:51	60.8
2/11/2014 5:31	58.5	3/11/2014 6:36	62.0	4/11/2014 23:41	61.3	6/11/2014 0:46	60.7	7/11/2014 1:51	60.7	8/11/2014 2:56	61.1
2/11/2014 5:36	59.1	3/11/2014 6:41	62.6	4/11/2014 23:46	61.0	6/11/2014 0:51	59.8	7/11/2014 1:56	60.4	8/11/2014 3:01	61.3
2/11/2014 5:41	59.8	3/11/2014 6:46	62.8	4/11/2014 23:51	61.6	6/11/2014 0:56	57.1	7/11/2014 2:01	60.2	8/11/2014 3:06	61.2
2/11/2014 5:46	58.7	3/11/2014 6:51	63.1	4/11/2014 23:56	62.0	6/11/2014 1:01	58.5	7/11/2014 2:06	59.5	8/11/2014 3:11	59.9
2/11/2014 5:51	58.5	3/11/2014 6:56	63.3	5/11/2014 0:01	60.8	6/11/2014 1:06	59.0	7/11/2014 2:11	59.3	8/11/2014 3:16	60.5
2/11/2014 5:56	60.0	3/11/2014 23:01	62.5	5/11/2014 0:06	60.9	6/11/2014 1:11	58.4	7/11/2014 2:16	59.7	8/11/2014 3:21	59.5
2/11/2014 6:01	60.5	3/11/2014 23:06	63.0	5/11/2014 0:11	60.4	6/11/2014 1:16	58.2	7/11/2014 2:21	59.2	8/11/2014 3:26	60.9
2/11/2014 6:06	59.6	3/11/2014 23:11	62.6	5/11/2014 0:16	59.6	6/11/2014 1:21	58.9	7/11/2014 2:26	59.7	8/11/2014 3:31	60.0
2/11/2014 6:11	60.5	3/11/2014 23:16	62.8	5/11/2014 0:21	61.2	6/11/2014 1:26	59.4	7/11/2014 2:31	59.2	8/11/2014 3:36	60.4
2/11/2014 6:16	59.9	3/11/2014 23:21	63.8	5/11/2014 0:26	60.5	6/11/2014 1:31	56.7	7/11/2014 2:36	59.0	8/11/2014 3:41	59.7
2/11/2014 6:21	60.9	3/11/2014 23:26	62.5	5/11/2014 0:31	59.9	6/11/2014 1:36	58.6	7/11/2014 2:41	59.9	8/11/2014 3:46	58.5
2/11/2014 6:26	60.9	3/11/2014 23:31	63.2	5/11/2014 0:36	59.5	6/11/2014 1:41	57.8	7/11/2014 2:46	59.3	8/11/2014 3:51	59.6
2/11/2014 6:31	60.8	3/11/2014 23:36	62.9	5/11/2014 0:41	60.3	6/11/2014 1:46	56.0	7/11/2014 2:51	59.2	8/11/2014 3:56	59.6
2/11/2014 6:36	61.1	3/11/2014 23:41	62.5	5/11/2014 0:46	60.7	6/11/2014 1:51	55.6	7/11/2014 2:56	59.6	8/11/2014 4:01	59.9
2/11/2014 6:41	61.5	3/11/2014 23:46	62.2	5/11/2014 0:51	59.3	6/11/2014 1:56	56.7	7/11/2014 3:01	60.0	8/11/2014 4:06	59.7
2/11/2014 6:46	62.0	3/11/2014 23:51	62.6	5/11/2014 0:56	59.6	6/11/2014 2:01	56.6	7/11/2014 3:06	59.0	8/11/2014 4:11	60.5
2/11/2014 6:51	62.2	3/11/2014 23:56	62.4	5/11/2014 1:01	58.6	6/11/2014 2:06	56.6	7/11/2014 3:11	59.8	8/11/2014 4:16	60.8
2/11/2014 6:56	63.4	4/11/2014 0:01	61.9	5/11/2014 1:06	58.5	6/11/2014 2:11	55.2	7/11/2014 3:16	59.0	8/11/2014 4:21	59.9
2/11/2014 23:01	63.2	4/11/2014 0:06	62.4	5/11/2014 1:11	58.6	6/11/2014 2:16	62.9	7/11/2014 3:21	58.9	8/11/2014 4:26	60.6
2/11/2014 23:06	62.3	4/11/2014 0:11	62.6	5/11/2014 1:16	57.6	6/11/2014 2:21	55.5	7/11/2014 3:26	58.7	8/11/2014 4:31	58.9
2/11/2014 23:11	62.4	4/11/2014 0:16	61.8	5/11/2014 1:21	57.1	6/11/2014 2:26	55.0	7/11/2014 3:31	59.7	8/11/2014 4:36	59.8
2/11/2014 23:16	62.9	4/11/2014 0:21	62.3	5/11/2014 1:26	58.5	6/11/2014 2:31	53.2	7/11/2014 3:36	58.6	8/11/2014 4:41	59.3
2/11/2014 23:21	63.2	4/11/2014 0:26	61.2	5/11/2014 1:31	58.2	6/11/2014 2:36	55.6	7/11/2014 3:41	58.3	8/11/2014 4:46	57.8
2/11/2014 23:26	62.2	4/11/2014 0:31	61.8	5/11/2014 1:36	56.8	6/11/2014 2:41	54.7	7/11/2014 3:46	58.3	8/11/2014 4:51	59.6
2/11/2014 23:31	62.7	4/11/2014 0:36	62.1	5/11/2014 1:41	56.0	6/11/2014 2:46	53.6	7/11/2014 3:51	61.4	8/11/2014 4:56	59.1
2/11/2014 23:36	62.8	4/11/2014 0:41	61.6	5/11/2014 1:46	55.9	6/11/2014 2:51	51.3	7/11/2014 3:56	58.4	8/11/2014 5:01	58.7
2/11/2014 23:41	63.0	4/11/2014 0:46	61.2	5/11/2014 1:51	58.4	6/11/2014 2:56	53.9	7/11/2014 4:01	59.6	8/11/2014 5:06	60.1
2/11/2014 23:46	62.5	4/11/2014 0:51	61.1	5/11/2014 1:56	57.0	6/11/2014 3:01	52.5	7/11/2014 4:06	59.3	8/11/2014 5:11	59.9
2/11/2014 23:51	61.8	4/11/2014 0:56	60.3	5/11/2014 2:01	54.6	6/11/2014 3:06	54.4	7/11/2014 4:11	57.2	8/11/2014 5:16	59.7
2/11/2014 23:56	62.3	4/11/2014 1:01	61.1	5/11/2014 2:06	56.3	6/11/2014 3:11	55.5	7/11/2014 4:16	58.5	8/11/2014 5:21	60.1
3/11/2014 0:01	62.6	4/11/2014 1:06	60.3	5/11/2014 2:11	55.8	6/11/2014 3:16	58.8	7/11/2014 4:21	60.1	8/11/2014 5:26	59.1
3/11/2014 0:06	62.5	4/11/2014 1:11	60.8	5/11/2014 2:16	53.2	6/11/2014 3:21	57.6	7/11/2014 4:26	58.1	8/11/2014 5:31	60.3
3/11/2014 0:11	62.1	4/11/2014 1:16	60.5	5/11/2014 2:21	56.9	6/11/2014 3:26	42.8	7/11/2014 4:31	58.2	8/11/2014 5:36	62.1
3/11/2014 0:16	61.4	4/11/2014 1:21	60.8	5/11/2014 2:26	53.6	6/11/2014 3:31	53.5	7/11/2014 4:36	58.6	8/11/2014 5:41	61.4
3/11/2014 0:21	61.3	4/11/2014 1:26	60.8	5/11/2014 2:31	55.8	6/11/2014 3:36	54.6	7/11/2014 4:41	57.0	8/11/2014 5:46	62.6
3/11/2014 0:26	61.6	4/11/2014 1:31	59.4	5/11/2014 2:36	54.3	6/11/2014 3:41	47.0	7/11/2014 4:46	58.2	8/11/2014 5:51	62.5
3/11/2014 0:31	61.7	4/11/2014 1:36	59.6	5/11/2014 2:41	55.6	6/11/2014 3:46	51.3	7/11/2014 4:51	59.1	8/11/2014 5:56	61.2
3/11/2014 0:36	60.7	4/11/2014 1:41	59.7	5/11/2014 2:46	56.5	6/11/2014 3:51	51.6	7/11/2014 4:56	57.8	8/11/2014 6:01	61.0
3/11/2014 0:41	60.7	4/11/2014 1:46	59.6	5/11/2014 2:51	56.8	6/11/2014 3:56	52.8	7/11/2014 5:01	58.7	8/11/2014 6:06	59.7
3/11/2014 0:46	61.0	4/11/2014 1:51	60.2	5/11/2014 2:56	51.8	6/11/2014 4:01	58.3	7/11/2014 5:06	59.6	8/11/2014 6:11	60.6
3/11/2014 0:51	60.7	4/11/2014 1:56	59.5	5/11/2014 3:01	50.7	6/11/2014 4:06	47.9	7/11/2014 5:11	59.5	8/11/2014 6:16	61.0
3/11/2014 0:56	60.0	4/11/2014 2:01	58.4	5/11/2014 3:06	52.8	6/11/2014 4:11	51.9	7/11/2014 5:16	60.1	8/11/2014 6:21	61.0
3/11/2014 1:01	59.7	4/11/2014 2:06	57.4	5/11/2014 3:11	53.6	6/11/2014 4:16	52.1	7/11/2014 5:21	58.9	8/11/2014 6:26	62.4
3/11/2014 1:06	59.6	4/11/2014 2:11	58.4	5/11/2014 3:16	51.6	6/11/2014 4:21	52.5	7/11/2014 5:26	59.5	8/11/2014 6:31	62.4
3/11/2014 1:11	59.4	4/11/2014 2:16	60.0	5/11/2014 3:21	53.6	6/11/2014 4:26	40.4	7/11/2014 5:31	60.2	8/11/2014 6:36	61.9
3/11/2014 1:16	59.2	4/11/2014 2:21	58.4	5/11/2014 3:26	51.2	6/11/2014 4:31	58.1	7/11/2014 5:36	58.5	8/11/2014 6:41	63.3
3/11/2014 1:21	59.7	4/11/2014 2:26	58.3	5/11/2014 3:31	52.0	6/11/2014 4:36	58.1	7/11/2014 5:41	60.2	8/11/2014 6:46	64.1
3/11/2014 1:26	59.2	4/11/2014 2:31	59.5	5/11/2014 3:36	43.5	6/11/2014 4:41	58.0	7/11/2014 5:46	61.2	8/11/2014 6:51	63.8
3/11/2014 1:31	59.3	4/11/2014 2:36	58.5	5/11/2014 3:41	53.2	6/11/2014 4:46	45.8	7/11/2014 5:51	60.1	8/11/2014 6:56	63.9
3/11/2014 1:36	58.6	4/11/2014 2:41	58.2	5/11/2014 3:46	51.8	6/11/2014 4:51	53.3	7/11/2014 5:56	61.3	8/11/2014 23:01	64.6
3/11/2014 1:41	59.2	4/11/2014 2:46	57.9	5/11/2014 3:51	48.3	6/11/2014 4:56	49.4	7/11/2014 6:01	61.3	8/11/2014 23:06	64.0
3/11/2014 1:46	58.9	4/11/2014 2:51	57.3	5/11/2014 3:56	48.1	6/11/2014 5:01	45.5	7/11/2014 6:06	60.2	8/11/2014 23:11	63.4
3/11/2014 1:51	58.5	4/11/2014 2:56	57.7	5/11/2014 4:01	50.1	6/11/2014 5:06	50.5	7/11/2014 6:11	61.7	8/11/2014 23:16	64.7
3/11/2014 1:56	58.5	4/11/2014 3:01	58.5	5/11/2014 4:06	49.1	6/11/2014 5:11	53.2	7/11/2014 6:16	61.8	8/11/2014 23:21	64.5
3/11/2014 2:01	58.4	4/11/2014 3:06	59.8	5/11/2014 4:11	49.9	6/11/2014 5:16	47.4	7/11/2014 6:21	62.2	8/11/2014 23:26	64.3
3/11/2014 2:06	59.1	4/11/2014 3:11	57.6	5/11/2014 4:16	41.5	6/11/2014 5:21	48.1	7/11/2014 6:26	63.2	8/11/2014 23:31	64.2
3/11/2014 2:11	57.5	4/11/2014 3:16	56.5	5/11/2014 4:21	48.1	6/11/2014 5:26	53.5	7/11/2014 6:31	63.2	8/11/2014 23:36	64.6
3/11/2014 2:16	59.0	4/11/2014 3:21	57.5	5/11/2014 4:26	58.2	6/11/2014 5:31	52.7	7/11/2014 6:36	63.5	8/11/2014 23:41	64.3
3/11/2014 2:21	58.4	4/11/2014 3:26	56.7	5/11/2014 4:31	52.5	6/11/2014 5:36	56.1	7/11/2014 6:41	63.8	8/11/2014 23:46	63.7
3/11/2014 2:26	58.5	4/11/2014 3:31	55.5	5/11/2014 4:36	51.6	6/11/2014 5:41	53.5	7/11/2014 6:46	63.9	8/11/2014 23:51	63.5
3/11/2014 2:31	58.0	4/11/2014 3:36	57.7	5/11/2014 4:41	58.3	6/11/2014 5:46	54.4	7/11/2014 6:51	64.5	8/11/2014 23:56	64.7
3/11/2014 2:36	57.0	4/11/2014 3:41	56.5	5/11/2014 4:46	58.2	6/11/2014 5:51	56.5	7/11/2014 6:56	64.2	9/11/2014 0:01	64.1
3/11/2014 2:41	57.4	4/11/2014 3:46	57.1	5/11/2014 4:51	49.3	6/11/2014 5:56	56.2	7/11/2014 23:01	63.9	9/11/2014 0:06	63.7
3/11/2014 2:46	56.8	4/11/2014 3:51	56.3	5/11/2014 4:56	51.6	6/11/2014 6:01	59.3	7/11/2014 23:06	63.4	9/11/2014 0:11	63.9
3/11/2014 2:51	56.7	4/11/2014 3:56	57.0	5/11/2014 5:01	50.9	6/11/2014 6:06	57.5	7/11/2014 23:11	62.5	9/11/2014 0:16	63.6
3/11/2014 2:56	55.8	4/11/2014 4:01	56.7	5/11/2014 5:06	49.3	6/11/2014 6:11	58.7	7/11/2014 23:16	63.4	9/11/2014 0:21	63.1
3/11/2014 3:01	58.7	4/11/2014 4:06	58.0	5/11/2014 5:11	52.4	6/11/2014 6:16	57.1	7/1			

Real-time Noise Data		RTN2a (Hong Kong Electric Centre)									
9/11/2014 3:41	58.3	10/11/2014 4:46	51.9	11/11/2014 5:51	55.8	12/11/2014 6:56	62.7	14/11/2014 0:01	61.1	15/11/2014 1:06	60.2
9/11/2014 3:46	58.7	10/11/2014 4:51	52.6	11/11/2014 5:56	59.0	12/11/2014 23:01	62.6	14/11/2014 0:06	61.4	15/11/2014 1:11	60.6
9/11/2014 3:51	57.0	10/11/2014 4:56	48.3	11/11/2014 6:01	57.8	12/11/2014 23:06	63.9	14/11/2014 0:11	60.9	15/11/2014 1:16	61.4
9/11/2014 3:56	58.8	10/11/2014 5:01	49.1	11/11/2014 6:06	56.4	12/11/2014 23:11	62.7	14/11/2014 0:16	61.3	15/11/2014 1:21	60.3
9/11/2014 4:01	58.9	10/11/2014 5:06	57.8	11/11/2014 6:11	59.1	12/11/2014 23:16	61.6	14/11/2014 0:21	61.2	15/11/2014 1:26	58.8
9/11/2014 4:06	58.6	10/11/2014 5:11	52.6	11/11/2014 6:16	58.9	12/11/2014 23:21	62.1	14/11/2014 0:26	60.6	15/11/2014 1:31	60.3
9/11/2014 4:11	58.2	10/11/2014 5:16	50.5	11/11/2014 6:21	60.0	12/11/2014 23:26	62.1	14/11/2014 0:31	61.1	15/11/2014 1:36	60.3
9/11/2014 4:16	58.1	10/11/2014 5:21	51.9	11/11/2014 6:26	60.5	12/11/2014 23:31	61.1	14/11/2014 0:36	61.2	15/11/2014 1:41	58.5
9/11/2014 4:21	57.8	10/11/2014 5:26	54.0	11/11/2014 6:31	60.8	12/11/2014 23:36	61.2	14/11/2014 0:41	60.2	15/11/2014 1:46	59.2
9/11/2014 4:26	57.6	10/11/2014 5:31	55.8	11/11/2014 6:36	60.9	12/11/2014 23:41	60.1	14/11/2014 0:46	59.1	15/11/2014 1:51	59.1
9/11/2014 4:31	56.5	10/11/2014 5:36	54.5	11/11/2014 6:41	62.1	12/11/2014 23:46	60.0	14/11/2014 0:51	59.9	15/11/2014 1:56	58.0
9/11/2014 4:36	57.4	10/11/2014 5:41	53.8	11/11/2014 6:46	62.5	12/11/2014 23:51	60.6	14/11/2014 0:56	58.8	15/11/2014 2:01	58.7
9/11/2014 4:41	57.1	10/11/2014 5:46	55.8	11/11/2014 6:51	63.7	12/11/2014 23:56	63.4	14/11/2014 1:01	60.6	15/11/2014 2:06	59.6
9/11/2014 4:46	58.1	10/11/2014 5:51	56.1	11/11/2014 6:56	62.5	13/11/2014 0:01	60.9	14/11/2014 1:06	60.6	15/11/2014 2:11	59.8
9/11/2014 4:51	61.3	10/11/2014 5:56	56.6	11/11/2014 23:01	62.5	13/11/2014 0:06	59.3	14/11/2014 1:11	60.7	15/11/2014 2:16	57.5
9/11/2014 4:56	57.1	10/11/2014 6:01	58.7	11/11/2014 23:06	61.8	13/11/2014 0:11	59.0	14/11/2014 1:16	59.5	15/11/2014 2:21	59.2
9/11/2014 5:01	56.2	10/11/2014 6:06	58.0	11/11/2014 23:11	63.0	13/11/2014 0:16	58.1	14/11/2014 1:21	58.8	15/11/2014 2:26	58.1
9/11/2014 5:06	56.4	10/11/2014 6:11	57.9	11/11/2014 23:16	61.8	13/11/2014 0:21	58.9	14/11/2014 1:26	59.5	15/11/2014 2:31	59.3
9/11/2014 5:11	57.7	10/11/2014 6:16	59.3	11/11/2014 23:21	61.7	13/11/2014 0:26	59.2	14/11/2014 1:31	58.8	15/11/2014 2:36	57.1
9/11/2014 5:16	58.9	10/11/2014 6:21	59.0	11/11/2014 23:26	63.0	13/11/2014 0:31	58.6	14/11/2014 1:36	60.2	15/11/2014 2:41	59.7
9/11/2014 5:21	57.4	10/11/2014 6:26	61.0	11/11/2014 23:31	61.4	13/11/2014 0:36	56.2	14/11/2014 1:41	58.3	15/11/2014 2:46	58.2
9/11/2014 5:26	56.7	10/11/2014 6:31	61.7	11/11/2014 23:36	61.7	13/11/2014 0:41	57.5	14/11/2014 1:46	57.5	15/11/2014 2:51	56.8
9/11/2014 5:31	58.4	10/11/2014 6:36	61.9	11/11/2014 23:41	61.1	13/11/2014 0:46	56.7	14/11/2014 1:51	57.7	15/11/2014 2:56	57.1
9/11/2014 5:36	58.7	10/11/2014 6:41	62.0	11/11/2014 23:46	62.4	13/11/2014 0:51	58.5	14/11/2014 1:56	56.9	15/11/2014 3:01	56.8
9/11/2014 5:41	59.1	10/11/2014 6:46	62.2	11/11/2014 23:51	61.2	13/11/2014 0:56	59.1	14/11/2014 2:01	56.2	15/11/2014 3:06	55.5
9/11/2014 5:46	56.6	10/11/2014 6:51	63.2	11/11/2014 23:56	61.1	13/11/2014 1:01	58.0	14/11/2014 2:06	58.1	15/11/2014 3:11	57.7
9/11/2014 5:51	58.8	10/11/2014 6:56	63.0	12/11/2014 0:01	61.3	13/11/2014 1:06	59.7	14/11/2014 2:11	61.2	15/11/2014 3:16	57.5
9/11/2014 5:56	61.5	10/11/2014 23:01	62.6	12/11/2014 0:06	60.9	13/11/2014 1:11	58.6	14/11/2014 2:16	55.3	15/11/2014 3:21	57.2
9/11/2014 6:01	58.6	10/11/2014 23:06	62.1	12/11/2014 0:11	61.1	13/11/2014 1:16	59.0	14/11/2014 2:21	56.6	15/11/2014 3:26	57.0
9/11/2014 6:06	58.2	10/11/2014 23:11	62.5	12/11/2014 0:16	61.0	13/11/2014 1:21	57.6	14/11/2014 2:26	56.7	15/11/2014 3:31	58.4
9/11/2014 6:11	58.5	10/11/2014 23:16	61.8	12/11/2014 0:21	60.7	13/11/2014 1:26	57.8	14/11/2014 2:31	54.9	15/11/2014 3:36	57.5
9/11/2014 6:16	58.8	10/11/2014 23:21	62.3	12/11/2014 0:26	60.7	13/11/2014 1:31	57.2	14/11/2014 2:36	57.0	15/11/2014 3:41	57.5
9/11/2014 6:21	60.0	10/11/2014 23:26	62.9	12/11/2014 0:31	60.4	13/11/2014 1:36	56.6	14/11/2014 2:41	55.6	15/11/2014 3:46	56.2
9/11/2014 6:26	59.6	10/11/2014 23:31	64.6	12/11/2014 0:36	60.5	13/11/2014 1:41	55.5	14/11/2014 2:46	58.3	15/11/2014 3:51	55.1
9/11/2014 6:31	61.1	10/11/2014 23:36	62.1	12/11/2014 0:41	61.5	13/11/2014 1:46	56.9	14/11/2014 2:51	56.1	15/11/2014 3:56	56.4
9/11/2014 6:36	61.2	10/11/2014 23:41	62.5	12/11/2014 0:46	59.7	13/11/2014 1:51	56.8	14/11/2014 2:56	55.2	15/11/2014 4:01	56.2
9/11/2014 6:41	63.6	10/11/2014 23:46	62.6	12/11/2014 0:51	59.8	13/11/2014 1:56	56.3	14/11/2014 3:01	53.5	15/11/2014 4:06	58.6
9/11/2014 6:46	61.2	10/11/2014 23:51	61.1	12/11/2014 0:56	59.1	13/11/2014 2:01	55.4	14/11/2014 3:06	56.6	15/11/2014 4:11	56.1
9/11/2014 6:51	61.5	10/11/2014 23:56	60.5	12/11/2014 1:01	60.2	13/11/2014 2:06	56.9	14/11/2014 3:11	55.9	15/11/2014 4:16	56.4
9/11/2014 6:56	61.9	11/11/2014 0:01	61.6	12/11/2014 1:06	59.6	13/11/2014 2:11	56.2	14/11/2014 3:16	52.4	15/11/2014 4:21	56.1
9/11/2014 23:01	61.2	11/11/2014 0:06	61.0	12/11/2014 1:11	60.3	13/11/2014 2:16	56.3	14/11/2014 3:21	53.2	15/11/2014 4:26	56.2
9/11/2014 23:06	61.9	11/11/2014 0:11	62.2	12/11/2014 1:16	59.7	13/11/2014 2:21	56.0	14/11/2014 3:26	54.4	15/11/2014 4:31	54.8
9/11/2014 23:11	63.4	11/11/2014 0:16	61.1	12/11/2014 1:21	60.7	13/11/2014 2:26	57.3	14/11/2014 3:31	51.4	15/11/2014 4:36	56.5
9/11/2014 23:16	61.3	11/11/2014 0:21	61.0	12/11/2014 1:26	60.6	13/11/2014 2:31	51.9	14/11/2014 3:36	52.4	15/11/2014 4:41	56.7
9/11/2014 23:21	61.6	11/11/2014 0:26	60.8	12/11/2014 1:31	58.5	13/11/2014 2:36	53.5	14/11/2014 3:41	47.1	15/11/2014 4:46	52.0
9/11/2014 23:26	61.8	11/11/2014 0:31	61.1	12/11/2014 1:36	56.9	13/11/2014 2:41	52.4	14/11/2014 3:46	51.1	15/11/2014 4:51	54.0
9/11/2014 23:31	61.8	11/11/2014 0:36	59.4	12/11/2014 1:41	57.1	13/11/2014 2:46	53.8	14/11/2014 3:51	47.5	15/11/2014 4:56	57.5
9/11/2014 23:36	61.3	11/11/2014 0:41	60.4	12/11/2014 1:46	57.1	13/11/2014 2:51	52.9	14/11/2014 3:56	47.7	15/11/2014 5:01	60.5
9/11/2014 23:41	61.8	11/11/2014 0:46	58.9	12/11/2014 1:51	58.3	13/11/2014 2:56	51.7	14/11/2014 4:01	44.3	15/11/2014 5:06	56.4
9/11/2014 23:46	60.9	11/11/2014 0:51	59.0	12/11/2014 1:56	57.1	13/11/2014 3:01	53.1	14/11/2014 4:06	57.9	15/11/2014 5:11	56.7
9/11/2014 23:51	61.3	11/11/2014 0:56	59.7	12/11/2014 2:01	55.7	13/11/2014 3:06	52.3	14/11/2014 4:11	53.7	15/11/2014 5:16	56.5
9/11/2014 23:56	61.2	11/11/2014 1:01	59.7	12/11/2014 2:06	56.1	13/11/2014 3:11	48.9	14/11/2014 4:16	58.2	15/11/2014 5:21	57.0
10/11/2014 0:01	61.1	11/11/2014 1:06	58.8	12/11/2014 2:11	54.1	13/11/2014 3:16	58.3	14/11/2014 4:21	55.0	15/11/2014 5:26	56.0
10/11/2014 0:06	61.4	11/11/2014 1:11	57.9	12/11/2014 2:16	56.6	13/11/2014 3:21	58.3	14/11/2014 4:26	47.1	15/11/2014 5:31	57.2
10/11/2014 0:11	60.9	11/11/2014 1:16	59.0	12/11/2014 2:21	56.0	13/11/2014 3:26	58.2	14/11/2014 4:31	45.7	15/11/2014 5:36	56.6
10/11/2014 0:16	59.4	11/11/2014 1:21	59.4	12/11/2014 2:26	53.0	13/11/2014 3:31	40.4	14/11/2014 4:36	53.2	15/11/2014 5:41	57.0
10/11/2014 0:21	59.7	11/11/2014 1:26	59.3	12/11/2014 2:31	55.5	13/11/2014 3:36	51.2	14/11/2014 4:41	41.5	15/11/2014 5:46	56.0
10/11/2014 0:26	60.4	11/11/2014 1:31	59.2	12/11/2014 2:36	55.6	13/11/2014 3:41	48.4	14/11/2014 4:46	45.2	15/11/2014 5:51	57.3
10/11/2014 0:31	59.8	11/11/2014 1:36	57.0	12/11/2014 2:41	51.4	13/11/2014 3:46	43.1	14/11/2014 4:51	52.4	15/11/2014 5:56	56.7
10/11/2014 0:36	60.0	11/11/2014 1:41	57.6	12/11/2014 2:46	54.1	13/11/2014 3:51	43.1	14/11/2014 4:56	51.9	15/11/2014 6:01	58.6
10/11/2014 0:41	59.4	11/11/2014 1:46	56.2	12/11/2014 2:51	54.6	13/11/2014 3:56	41.5	14/11/2014 5:01	51.1	15/11/2014 6:06	57.9
10/11/2014 0:46	59.2	11/11/2014 1:51	56.9	12/11/2014 2:56	52.6	13/11/2014 4:01	57.6	14/11/2014 5:06	54.8	15/11/2014 6:11	60.6
10/11/2014 0:51	58.6	11/11/2014 1:56	56.9	12/11/2014 3:01	50.7	13/11/2014 4:06	49.8	14/11/2014 5:11	52.1	15/11/2014 6:16	58.3
10/11/2014 0:56	59.1	11/11/2014 2:01	55.2	12/11/2014 3:06	53.6	13/11/2014 4:11	36.7	14/11/2014 5:16	51.7	15/11/2014 6:21	59.3
10/11/2014 1:01	58.2	11/11/2014 2:06	54.8	12/11/2014 3:11	58.0	13/11/2014 4:16	43.8	14/11/2014 5:21	50.2	15/11/2014 6:26	60.0
10/11/2014 1:06	58.4	11/11/2014 2:11	53.0	12/11/2014 3:16	54.1	13/11/2014 4:21	58.3	14/11/2014 5:26	53.2	15/11/2014 6:31	60.9
10/11/2014 1:11	56.4	11/11/2014 2:16	54.2	12/11/2014 3:21	47.7	13/11/2014 4:26	36.7	14/11/2014 5:31	55.5	15/11/2014 6:36	61.2
10/11/2014 1:16	57.6	11/11/2014 2:21	60.0	12/11/2014 3:26	54.0	13/11/2014 4:31	49.1	14/11/2014 5:36	56.4	15/11/2014 6:41	61.3
10/11/2014 1:21	56.5	11/11/2014 2:26	54.0	12/11/2014 3:31	47.1	13/11/2014 4:36					

Real-time Noise Data	RTN2a (Hong Kong Electric Centre)					
16/11/2014 2:11 60.9	17/11/2014 3:16 57.7	18/11/2014 4:21 47.8	19/11/2014 5:26 53.5	20/11/2014 6:31 60.7	21/11/2014 23:36 62.5	
16/11/2014 2:16 61.0	17/11/2014 3:21 57.4	18/11/2014 4:26 58.0	19/11/2014 5:31 52.4	20/11/2014 6:36 61.0	21/11/2014 23:41 62.7	
16/11/2014 2:21 60.6	17/11/2014 3:26 56.8	18/11/2014 4:31 48.6	19/11/2014 5:36 50.8	20/11/2014 6:41 61.2	21/11/2014 23:46 62.6	
16/11/2014 2:26 60.9	17/11/2014 3:31 55.9	18/11/2014 4:36 58.0	19/11/2014 5:41 54.5	20/11/2014 6:46 61.7	21/11/2014 23:51 62.6	
16/11/2014 2:31 61.4	17/11/2014 3:36 56.1	18/11/2014 4:41 52.2	19/11/2014 5:46 55.0	20/11/2014 6:51 62.4	21/11/2014 23:56 63.0	
16/11/2014 2:36 62.4	17/11/2014 3:41 57.8	18/11/2014 4:46 51.8	19/11/2014 5:51 56.8	20/11/2014 6:56 62.9	22/11/2014 0:01 61.9	
16/11/2014 2:41 61.6	17/11/2014 3:46 54.9	18/11/2014 4:51 58.3	19/11/2014 5:56 56.6	20/11/2014 7:01 62.3	22/11/2014 0:06 62.6	
16/11/2014 2:46 60.5	17/11/2014 3:51 55.4	18/11/2014 4:56 58.2	19/11/2014 6:01 57.5	20/11/2014 7:06 62.6	22/11/2014 0:11 62.5	
16/11/2014 2:51 60.2	17/11/2014 3:56 56.5	18/11/2014 5:01 57.7	19/11/2014 6:06 56.5	20/11/2014 7:11 62.4	22/11/2014 0:16 62.5	
16/11/2014 2:56 61.0	17/11/2014 4:01 54.2	18/11/2014 5:06 43.5	19/11/2014 6:11 57.3	20/11/2014 7:16 62.1	22/11/2014 0:21 61.8	
16/11/2014 3:01 60.0	17/11/2014 4:06 56.1	18/11/2014 5:11 57.8	19/11/2014 6:16 58.2	20/11/2014 7:21 64.2	22/11/2014 0:26 61.7	
16/11/2014 3:06 60.4	17/11/2014 4:11 56.5	18/11/2014 5:16 53.6	19/11/2014 6:21 60.2	20/11/2014 7:26 63.3	22/11/2014 0:31 61.8	
16/11/2014 3:11 59.9	17/11/2014 4:16 57.6	18/11/2014 5:21 51.6	19/11/2014 6:26 60.0	20/11/2014 7:31 62.0	22/11/2014 0:36 62.0	
16/11/2014 3:16 60.1	17/11/2014 4:21 55.2	18/11/2014 5:26 54.9	19/11/2014 6:31 60.3	20/11/2014 7:36 61.4	22/11/2014 0:41 61.0	
16/11/2014 3:21 59.2	17/11/2014 4:26 56.7	18/11/2014 5:31 54.0	19/11/2014 6:36 61.2	20/11/2014 7:41 62.2	22/11/2014 0:46 61.3	
16/11/2014 3:26 60.5	17/11/2014 4:31 57.0	18/11/2014 5:36 56.7	19/11/2014 6:41 62.5	20/11/2014 7:46 62.1	22/11/2014 0:51 61.5	
16/11/2014 3:31 60.6	17/11/2014 4:36 55.9	18/11/2014 5:41 56.1	19/11/2014 6:46 62.0	20/11/2014 7:51 62.0	22/11/2014 0:56 61.9	
16/11/2014 3:36 60.2	17/11/2014 4:41 56.1	18/11/2014 5:46 54.3	19/11/2014 6:51 62.2	20/11/2014 7:56 62.2	22/11/2014 1:01 60.6	
16/11/2014 3:41 60.0	17/11/2014 4:46 57.1	18/11/2014 5:51 55.4	19/11/2014 6:56 62.3	21/11/2014 0:01 62.1	22/11/2014 1:06 59.6	
16/11/2014 3:46 59.7	17/11/2014 4:51 56.7	18/11/2014 5:56 56.1	19/11/2014 7:01 62.2	21/11/2014 0:06 61.7	22/11/2014 1:11 61.0	
16/11/2014 3:51 59.3	17/11/2014 4:56 55.7	18/11/2014 6:01 57.6	19/11/2014 7:06 62.0	21/11/2014 0:11 61.2	22/11/2014 1:16 60.3	
16/11/2014 3:56 60.5	17/11/2014 5:01 58.8	18/11/2014 6:06 57.1	19/11/2014 7:11 61.4	21/11/2014 0:16 60.9	22/11/2014 1:21 61.0	
16/11/2014 4:01 63.0	17/11/2014 5:06 56.2	18/11/2014 6:11 58.7	19/11/2014 7:16 61.8	21/11/2014 0:21 61.3	22/11/2014 1:26 60.6	
16/11/2014 4:06 60.2	17/11/2014 5:11 56.3	18/11/2014 6:16 59.2	19/11/2014 7:21 61.5	21/11/2014 0:26 60.2	22/11/2014 1:31 60.0	
16/11/2014 4:11 59.2	17/11/2014 5:16 57.4	18/11/2014 6:21 60.4	19/11/2014 7:26 62.1	21/11/2014 0:31 60.9	22/11/2014 1:36 59.8	
16/11/2014 4:16 59.3	17/11/2014 5:21 58.1	18/11/2014 6:26 61.3	19/11/2014 7:31 62.3	21/11/2014 0:36 60.4	22/11/2014 1:41 60.9	
16/11/2014 4:21 60.3	17/11/2014 5:26 58.7	18/11/2014 6:31 62.0	19/11/2014 7:36 62.3	21/11/2014 0:41 60.3	22/11/2014 1:46 60.2	
16/11/2014 4:26 59.5	17/11/2014 5:31 59.2	18/11/2014 6:36 60.7	19/11/2014 7:41 62.4	21/11/2014 0:46 59.7	22/11/2014 1:51 60.2	
16/11/2014 4:31 59.5	17/11/2014 5:36 59.5	18/11/2014 6:41 61.9	19/11/2014 7:46 61.6	21/11/2014 0:51 59.6	22/11/2014 1:56 59.5	
16/11/2014 4:36 59.1	17/11/2014 5:41 58.9	18/11/2014 6:46 62.7	19/11/2014 7:51 61.3	21/11/2014 0:56 59.5	22/11/2014 2:01 59.9	
16/11/2014 4:41 61.5	17/11/2014 5:46 59.0	18/11/2014 6:51 62.3	19/11/2014 7:56 60.8	21/11/2014 1:01 58.1	22/11/2014 2:06 59.5	
16/11/2014 4:46 61.1	17/11/2014 5:51 59.1	18/11/2014 6:56 62.4	20/11/2014 0:01 61.0	21/11/2014 1:06 59.7	22/11/2014 2:11 59.5	
16/11/2014 4:51 60.2	17/11/2014 5:56 59.5	18/11/2014 7:01 62.4	20/11/2014 0:06 60.9	21/11/2014 1:11 59.6	22/11/2014 2:16 58.5	
16/11/2014 4:56 59.2	17/11/2014 6:01 61.2	18/11/2014 7:06 61.0	20/11/2014 0:11 62.7	21/11/2014 1:16 58.5	22/11/2014 2:21 58.8	
16/11/2014 5:01 59.1	17/11/2014 6:06 60.0	18/11/2014 7:11 63.0	20/11/2014 0:16 60.1	21/11/2014 1:21 57.8	22/11/2014 2:26 58.7	
16/11/2014 5:06 59.2	17/11/2014 6:11 60.8	18/11/2014 7:16 62.1	20/11/2014 0:21 61.1	21/11/2014 1:26 59.0	22/11/2014 2:31 59.2	
16/11/2014 5:11 58.2	17/11/2014 6:16 61.5	18/11/2014 7:21 62.7	20/11/2014 0:26 60.9	21/11/2014 1:31 59.4	22/11/2014 2:36 60.3	
16/11/2014 5:16 60.4	17/11/2014 6:21 61.6	18/11/2014 7:26 62.0	20/11/2014 0:31 60.0	21/11/2014 1:36 59.1	22/11/2014 2:41 58.7	
16/11/2014 5:21 59.1	17/11/2014 6:26 62.9	18/11/2014 7:31 62.2	20/11/2014 0:36 60.1	21/11/2014 1:41 58.3	22/11/2014 2:46 58.0	
16/11/2014 5:26 61.4	17/11/2014 6:31 62.3	18/11/2014 7:36 63.2	20/11/2014 0:41 59.8	21/11/2014 1:46 58.6	22/11/2014 2:51 58.0	
16/11/2014 5:31 59.4	17/11/2014 6:36 62.9	18/11/2014 7:41 61.5	20/11/2014 0:46 60.0	21/11/2014 1:51 56.7	22/11/2014 2:56 58.7	
16/11/2014 5:36 59.2	17/11/2014 6:41 62.8	18/11/2014 7:46 61.5	20/11/2014 0:51 59.2	21/11/2014 1:56 57.9	22/11/2014 3:01 57.5	
16/11/2014 5:41 59.4	17/11/2014 6:46 63.6	18/11/2014 7:51 60.6	20/11/2014 0:56 60.4	21/11/2014 2:01 57.4	22/11/2014 3:06 57.9	
16/11/2014 5:46 59.9	17/11/2014 6:51 63.7	18/11/2014 7:56 61.8	20/11/2014 1:01 59.4	21/11/2014 2:06 55.4	22/11/2014 3:11 58.4	
16/11/2014 5:51 59.9	17/11/2014 6:56 63.6	19/11/2014 0:01 60.8	20/11/2014 1:06 57.8	21/11/2014 2:11 55.8	22/11/2014 3:16 57.8	
16/11/2014 5:56 59.9	17/11/2014 7:01 63.9	19/11/2014 0:06 60.9	20/11/2014 1:11 58.1	21/11/2014 2:16 58.0	22/11/2014 3:21 56.5	
16/11/2014 6:01 59.4	17/11/2014 7:06 61.0	19/11/2014 0:11 60.1	20/11/2014 1:16 59.2	21/11/2014 2:21 54.3	22/11/2014 3:26 58.3	
16/11/2014 6:06 59.5	17/11/2014 7:11 62.5	19/11/2014 0:16 59.8	20/11/2014 1:21 58.8	21/11/2014 2:26 55.2	22/11/2014 3:31 57.0	
16/11/2014 6:11 61.3	17/11/2014 7:16 67.5	19/11/2014 0:21 59.8	20/11/2014 1:26 58.3	21/11/2014 2:31 55.8	22/11/2014 3:36 57.9	
16/11/2014 6:16 60.2	17/11/2014 7:21 61.6	19/11/2014 0:26 62.7	20/11/2014 1:31 58.4	21/11/2014 2:36 56.3	22/11/2014 3:41 56.4	
16/11/2014 6:21 60.6	17/11/2014 7:26 61.9	19/11/2014 0:31 59.9	20/11/2014 1:36 58.3	21/11/2014 2:41 56.1	22/11/2014 3:46 54.8	
16/11/2014 6:26 61.2	17/11/2014 7:31 62.7	19/11/2014 0:36 60.2	20/11/2014 1:41 57.6	21/11/2014 2:46 54.3	22/11/2014 3:51 48.7	
16/11/2014 6:31 61.8	17/11/2014 7:36 61.7	19/11/2014 0:41 59.1	20/11/2014 1:46 58.2	21/11/2014 2:51 53.6	22/11/2014 3:56 46.8	
16/11/2014 6:36 61.5	17/11/2014 7:41 61.8	19/11/2014 0:46 59.9	20/11/2014 1:51 56.1	21/11/2014 2:56 54.7	22/11/2014 4:01 54.8	
16/11/2014 6:41 62.2	17/11/2014 7:46 62.3	19/11/2014 0:51 57.3	20/11/2014 1:56 56.9	21/11/2014 3:01 48.3	22/11/2014 4:06 31.9	
16/11/2014 6:46 61.5	17/11/2014 7:51 60.8	19/11/2014 0:56 58.8	20/11/2014 2:01 57.4	21/11/2014 3:06 53.7	22/11/2014 4:11 58.3	
16/11/2014 6:51 62.1	17/11/2014 7:56 61.2	19/11/2014 1:01 58.3	20/11/2014 2:06 55.0	21/11/2014 3:11 43.5	22/11/2014 4:16 58.1	
16/11/2014 6:56 62.8	18/11/2014 0:01 60.3	19/11/2014 1:06 57.2	20/11/2014 2:11 55.5	21/11/2014 3:16 53.0	22/11/2014 4:21 31.9	
16/11/2014 7:01 62.8	18/11/2014 0:06 61.9	19/11/2014 1:11 57.7	20/11/2014 2:16 56.0	21/11/2014 3:21 54.0	22/11/2014 4:26 49.0	
16/11/2014 7:06 63.3	18/11/2014 0:11 61.0	19/11/2014 1:16 56.5	20/11/2014 2:21 54.3	21/11/2014 3:26 51.8	22/11/2014 4:31 50.4	
16/11/2014 7:11 63.0	18/11/2014 0:16 59.4	19/11/2014 1:21 56.8	20/11/2014 2:26 53.5	21/11/2014 3:31 46.7	22/11/2014 4:36 57.4	
16/11/2014 7:16 63.2	18/11/2014 0:21 60.6	19/11/2014 1:26 58.4	20/11/2014 2:31 54.1	21/11/2014 3:36 48.1	22/11/2014 4:41 58.1	
16/11/2014 7:21 63.0	18/11/2014 0:26 63.1	19/11/2014 1:31 53.9	20/11/2014 2:36 50.5	21/11/2014 3:41 58.3	22/11/2014 4:46 54.9	
16/11/2014 7:26 63.2	18/11/2014 0:31 60.8	19/11/2014 1:36 61.6	20/11/2014 2:41 47.5	21/11/2014 3:46 49.8	22/11/2014 4:51 53.0	
16/11/2014 7:31 62.8	18/11/2014 0:36 63.9	19/11/2014 1:41 58.3	20/11/2014 2:46 51.6	21/11/2014 3:51 58.2	22/11/2014 4:56 43.8	
16/11/2014 7:36 62.8	18/11/2014 0:41 58.4	19/11/2014 1:46 54.0	20/11/2014 2:51 55.2	21/11/2014 3:56 53.9	22/11/2014 5:01 50.2	
16/11/2014 7:41 62.8	18/11/2014 0:46 59.6	19/11/2014 1:51 58.1	20/11/2014 2:56 52.2	21/11/2014 4:01 57.9	22/11/2014 5:06 56.5	
16/11/2014 7:46 62.7	18/11/2014 0:51 58.6	19/11/2014 1:56 55.5	20/11/2014 3:01 50.9	21/11/2014 4:06 52.3	22/11/2014 5:11 51.2	
16/11/2014 7:51 62.9	18/11/2014 0:56 60.4	19/11/2014 2:01 52.0	20/11/2014 3:06 42.0	21/11/2014 4:11 50.4	22/11/2014 5:16 52.7	
16/11/2014 7:56 62.7	18/11/2014 1:01 58.3	19/11/2014 2:06 51.7	20/11/2014 3:11 49.6	21/11/2014 4:16 48.4	22/11/2014 5:21 56.9	
17/11/2014 0:01 61.9	18/11/2014 1:06 60.8	19/11/2014 2:11 53.7	20/11/2014 3:16 44.3	21/11/2014 4:21 52.3	22/11/2014 5:26 56.0	
17/11/2014 0:06 62.1	18/11/2014 1:11 58.8	19/11/2014 2:16 55.0	20/11/2014 3:21 57.8	21/11/2014 4:26 51.2	22/11/2014 5:31 55.5	
17/11/2014 0:11 63.0	18/11/2014 1:16 58.9	19/11/2014 2:21 48.4	20/11/2014 3:26 44.3	21/11/2014 4:31 48.0	22/11/2014 5:36 56.5	
17/11/2014 0:16 61.7	18/11/2014 1:21 58.6	19/11/2014 2:26 52.9	20/11/2014 3:31 46.8	21/11/2014 4:36 45.7	22/11/2014 5:41 57.3	
17/11/2014 0:21 61.9	18/11/2014 1:26 57.3	19/11/2014 2:31 51.4	20/11/2014 3:36 49.3	21/11/2014 4:41 52.9	22/11/2014 5:46 56.8	
17/11/2014 0:26 61.4	18/11/2014 1:31 58.2	19/11/2014 2:36 56.7	20/11/2014 3:41 58.0	21/11/2014 4:46 52.2	22/11/2014 5:51 57.2	
17/11/2014 0:31 62.7	18/11/2014 1:36 57.4	19/11/2014 2:41 53.3	20/11/2014 3:46 48.5	21/11/2014 4:51 51.8	22/11/2014 5:56 57.3	
17/11/2014 0:36 61.0	18/11/2					

Real-time Noise Data RTN2a (Hong Kong Electric Centre)

23/11/2014 0:41	64.3	24/11/2014 1:46	53.6	25/11/2014 2:51	47.8	26/11/2014 3:56	58.1	27/11/2014 5:01	50.3
23/11/2014 0:46	61.8	24/11/2014 1:51	55.4	25/11/2014 2:56	52.9	26/11/2014 4:01	58.3	27/11/2014 5:06	47.4
23/11/2014 0:51	61.3	24/11/2014 1:56	54.9	25/11/2014 3:01	47.9	26/11/2014 4:06	49.2	27/11/2014 5:11	52.3
23/11/2014 0:56	60.8	24/11/2014 2:01	53.3	25/11/2014 3:06	51.9	26/11/2014 4:11	49.3	27/11/2014 5:16	50.4
23/11/2014 1:01	59.9	24/11/2014 2:06	46.2	25/11/2014 3:11	56.2	26/11/2014 4:16	57.9	27/11/2014 5:21	49.1
23/11/2014 1:06	59.9	24/11/2014 2:11	51.7	25/11/2014 3:16	47.8	26/11/2014 4:21	58.1	27/11/2014 5:26	53.5
23/11/2014 1:11	60.7	24/11/2014 2:16	40.4	25/11/2014 3:21	48.1	26/11/2014 4:26	51.9	27/11/2014 5:31	53.6
23/11/2014 1:16	60.1	24/11/2014 2:21	50.7	25/11/2014 3:26	50.6	26/11/2014 4:31	46.4	27/11/2014 5:36	54.0
23/11/2014 1:21	60.7	24/11/2014 2:26	52.2	25/11/2014 3:31	49.1	26/11/2014 4:36	46.5	27/11/2014 5:41	54.9
23/11/2014 1:26	60.6	24/11/2014 2:31	57.8	25/11/2014 3:36	58.2	26/11/2014 4:41	57.8	27/11/2014 5:46	52.9
23/11/2014 1:31	60.1	24/11/2014 2:36	52.1	25/11/2014 3:41	49.8	26/11/2014 4:46	57.8	27/11/2014 5:51	55.0
23/11/2014 1:36	60.0	24/11/2014 2:41	58.3	25/11/2014 3:46	58.0	26/11/2014 4:51	51.4	27/11/2014 5:56	56.0
23/11/2014 1:41	60.2	24/11/2014 2:46	48.6	25/11/2014 3:51	50.1	26/11/2014 4:56	57.9	27/11/2014 6:01	57.1
23/11/2014 1:46	59.1	24/11/2014 2:51	58.3	25/11/2014 3:56	53.5	26/11/2014 5:01	54.9	27/11/2014 6:06	57.5
23/11/2014 1:51	59.1	24/11/2014 2:56	49.3	25/11/2014 4:01	57.9	26/11/2014 5:06	46.5	27/11/2014 6:11	57.3
23/11/2014 1:56	63.3	24/11/2014 3:01	57.9	25/11/2014 4:06	58.0	26/11/2014 5:11	51.9	27/11/2014 6:16	59.0
23/11/2014 2:01	59.3	24/11/2014 3:06	57.6	25/11/2014 4:11	43.1	26/11/2014 5:16	53.5	27/11/2014 6:21	59.0
23/11/2014 2:06	58.3	24/11/2014 3:11	57.2	25/11/2014 4:16	36.7	26/11/2014 5:21	54.9	27/11/2014 6:26	59.8
23/11/2014 2:11	58.0	24/11/2014 3:16	57.1	25/11/2014 4:21	58.3	26/11/2014 5:26	54.4	27/11/2014 6:31	60.7
23/11/2014 2:16	58.2	24/11/2014 3:21	57.1	25/11/2014 4:26	48.9	26/11/2014 5:31	50.0	27/11/2014 6:36	60.6
23/11/2014 2:21	58.7	24/11/2014 3:26	58.2	25/11/2014 4:31	57.4	26/11/2014 5:36	52.8	27/11/2014 6:41	60.8
23/11/2014 2:26	58.6	24/11/2014 3:31	57.0	25/11/2014 4:36	58.2	26/11/2014 5:41	56.1	27/11/2014 6:46	61.7
23/11/2014 2:31	58.2	24/11/2014 3:36	57.0	25/11/2014 4:41	40.4	26/11/2014 5:46	56.5	27/11/2014 6:51	62.1
23/11/2014 2:36	56.3	24/11/2014 3:41	57.1	25/11/2014 4:46	57.9	26/11/2014 5:51	56.8	27/11/2014 6:56	61.6
23/11/2014 2:41	56.2	24/11/2014 3:46	57.1	25/11/2014 4:51	49.1	26/11/2014 5:56	57.2	27/11/2014 23:01	63.5
23/11/2014 2:46	59.1	24/11/2014 3:51	44.3	25/11/2014 4:56	58.0	26/11/2014 6:01	55.3	27/11/2014 23:06	63.5
23/11/2014 2:51	55.7	24/11/2014 3:56	58.2	25/11/2014 5:01	48.5	26/11/2014 6:06	57.3	27/11/2014 23:11	63.4
23/11/2014 2:56	57.8	24/11/2014 4:01	57.3	25/11/2014 5:06	45.8	26/11/2014 6:11	57.5	27/11/2014 23:16	63.4
23/11/2014 3:01	54.7	24/11/2014 4:06	57.9	25/11/2014 5:11	49.2	26/11/2014 6:16	58.0	27/11/2014 23:21	64.0
23/11/2014 3:06	57.6	24/11/2014 4:11	57.4	25/11/2014 5:16	42.4	26/11/2014 6:21	58.8	27/11/2014 23:26	64.1
23/11/2014 3:11	56.0	24/11/2014 4:16	58.3	25/11/2014 5:21	48.7	26/11/2014 6:26	59.8	27/11/2014 23:31	62.9
23/11/2014 3:16	58.0	24/11/2014 4:21	56.3	25/11/2014 5:26	51.6	26/11/2014 6:31	61.2	27/11/2014 23:36	63.3
23/11/2014 3:21	54.9	24/11/2014 4:26	57.9	25/11/2014 5:31	52.2	26/11/2014 6:36	61.1	27/11/2014 23:41	63.3
23/11/2014 3:26	55.6	24/11/2014 4:31	57.4	25/11/2014 5:36	54.6	26/11/2014 6:41	62.0	27/11/2014 23:46	63.3
23/11/2014 3:31	56.7	24/11/2014 4:36	57.8	25/11/2014 5:41	52.7	26/11/2014 6:46	61.6	27/11/2014 23:51	63.5
23/11/2014 3:36	57.5	24/11/2014 4:41	58.0	25/11/2014 5:46	55.2	26/11/2014 6:51	62.0	27/11/2014 23:56	63.0
23/11/2014 3:41	57.4	24/11/2014 4:46	57.4	25/11/2014 5:51	56.6	26/11/2014 6:56	62.4		
23/11/2014 3:46	57.1	24/11/2014 4:51	57.5	25/11/2014 5:56	56.0	26/11/2014 23:01	63.1		
23/11/2014 3:51	57.9	24/11/2014 4:56	57.7	25/11/2014 6:01	57.5	26/11/2014 23:06	61.9		
23/11/2014 3:56	57.3	24/11/2014 5:01	45.8	25/11/2014 6:06	57.5	26/11/2014 23:11	63.2		
23/11/2014 4:01	54.7	24/11/2014 5:06	58.2	25/11/2014 6:11	59.4	26/11/2014 23:16	61.7		
23/11/2014 4:06	56.1	24/11/2014 5:11	57.9	25/11/2014 6:16	58.9	26/11/2014 23:21	62.1		
23/11/2014 4:11	55.0	24/11/2014 5:16	58.2	25/11/2014 6:21	59.7	26/11/2014 23:26	62.9		
23/11/2014 4:16	55.2	24/11/2014 5:21	53.2	25/11/2014 6:26	60.3	26/11/2014 23:31	61.9		
23/11/2014 4:21	52.2	24/11/2014 5:26	53.0	25/11/2014 6:31	60.5	26/11/2014 23:36	62.4		
23/11/2014 4:26	56.4	24/11/2014 5:31	45.2	25/11/2014 6:36	61.6	26/11/2014 23:41	61.9		
23/11/2014 4:31	55.9	24/11/2014 5:36	55.4	25/11/2014 6:41	61.3	26/11/2014 23:46	61.8		
23/11/2014 4:36	54.1	24/11/2014 5:41	53.5	25/11/2014 6:46	62.1	26/11/2014 23:51	60.8		
23/11/2014 4:41	60.4	24/11/2014 5:46	56.5	25/11/2014 6:51	62.9	26/11/2014 23:56	61.5		
23/11/2014 4:46	53.6	24/11/2014 5:51	57.3	25/11/2014 6:56	62.0	27/11/2014 0:01	61.1		
23/11/2014 4:51	55.4	24/11/2014 5:56	54.5	25/11/2014 23:01	61.6	27/11/2014 0:06	60.4		
23/11/2014 4:56	55.9	24/11/2014 6:01	54.4	25/11/2014 23:06	63.0	27/11/2014 0:11	61.1		
23/11/2014 5:01	55.1	24/11/2014 6:06	56.1	25/11/2014 23:11	61.4	27/11/2014 0:16	60.3		
23/11/2014 5:06	56.8	24/11/2014 6:11	56.4	25/11/2014 23:16	61.4	27/11/2014 0:21	60.2		
23/11/2014 5:11	55.0	24/11/2014 6:16	58.1	25/11/2014 23:21	63.1	27/11/2014 0:26	60.9		
23/11/2014 5:16	57.7	24/11/2014 6:21	59.4	25/11/2014 23:26	61.6	27/11/2014 0:31	60.3		
23/11/2014 5:21	55.2	24/11/2014 6:26	61.1	25/11/2014 23:31	62.1	27/11/2014 0:36	59.2		
23/11/2014 5:26	55.6	24/11/2014 6:31	60.9	25/11/2014 23:36	62.0	27/11/2014 0:41	59.9		
23/11/2014 5:31	57.3	24/11/2014 6:36	60.7	25/11/2014 23:41	60.8	27/11/2014 0:46	59.7		
23/11/2014 5:36	54.4	24/11/2014 6:41	62.1	25/11/2014 23:46	60.9	27/11/2014 0:51	60.4		
23/11/2014 5:41	56.5	24/11/2014 6:46	61.6	25/11/2014 23:51	61.9	27/11/2014 0:56	59.5		
23/11/2014 5:46	56.3	24/11/2014 6:51	63.0	25/11/2014 23:56	60.9	27/11/2014 1:01	59.9		
23/11/2014 5:51	57.4	24/11/2014 6:56	62.3	26/11/2014 0:01	61.0	27/11/2014 1:06	59.5		
23/11/2014 5:56	57.7	24/11/2014 23:01	61.8	26/11/2014 0:06	61.4	27/11/2014 1:11	59.3		
23/11/2014 6:01	56.4	24/11/2014 23:06	62.0	26/11/2014 0:11	59.9	27/11/2014 1:16	58.7		
23/11/2014 6:06	58.5	24/11/2014 23:11	61.7	26/11/2014 0:16	60.3	27/11/2014 1:21	63.5		
23/11/2014 6:11	56.6	24/11/2014 23:16	61.8	26/11/2014 0:21	60.2	27/11/2014 1:26	60.4		
23/11/2014 6:16	58.5	24/11/2014 23:21	61.9	26/11/2014 0:26	60.6	27/11/2014 1:31	57.7		
23/11/2014 6:21	56.9	24/11/2014 23:26	61.5	26/11/2014 0:31	60.2	27/11/2014 1:36	57.8		
23/11/2014 6:26	57.8	24/11/2014 23:31	60.3	26/11/2014 0:36	60.5	27/11/2014 1:41	55.8		
23/11/2014 6:31	58.7	24/11/2014 23:36	61.2	26/11/2014 0:41	60.6	27/11/2014 1:46	57.0		
23/11/2014 6:36	59.4	24/11/2014 23:41	60.0	26/11/2014 0:46	59.6	27/11/2014 1:51	56.6		
23/11/2014 6:41	60.0	24/11/2014 23:46	59.3	26/11/2014 0:51	59.7	27/11/2014 1:56	57.2		
23/11/2014 6:46	60.2	24/11/2014 23:51	59.1	26/11/2014 0:56	57.7	27/11/2014 2:01	56.9		
23/11/2014 6:51	59.8	24/11/2014 23:56	59.4	26/11/2014 1:01	57.9	27/11/2014 2:06	63.2		
23/11/2014 6:56	63.3	25/11/2014 0:01	59.8	26/11/2014 1:06	59.2	27/11/2014 2:11	51.0		
23/11/2014 23:01	62.3	25/11/2014 0:06	59.8	26/11/2014 1:11	57.7	27/11/2014 2:16	55.2		
23/11/2014 23:06	61.6	25/11/2014 0:11	60.5	26/11/2014 1:16	64.2	27/11/2014 2:21	56.1		
23/11/2014 23:11	61.3	25/11/2014 0:16	58.9	26/11/2014 1:21	59.1	27/11/2014 2:26	56.0		
23/11/2014 23:16	61.9	25/11/2014 0:21	58.7	26/11/2014 1:26	58.7	27/11/2014 2:31	52.0		
23/11/2014 23:21	61.6	25/11/2014 0:26	59.2	26/11/2014 1:31	56.6	27/11/2014 2:36	55.6		
23/11/2014 23:26	61.7	25/11/2014 0:31	59.0	26/11/2014 1:36	57.5	27/11/2014 2:41	45.8		
23/11/2014 23:31	61.4	25/11/2014 0:36	59.4	26/11/2014 1:41	63.1	27/11/2014 2:46	54.1		
23/11/2014 23:36	61.3	25/11/2014 0:41	59.2	26/11/2014 1:46	54.9	27/11/2014 2:51	56.4		
23/11/2014 23:41	61.0	25/11/2014 0:46	59.0	26/11/2014 1:51	56.4	27/11/2014 2:56	52.3		
23/11/2014 23:46	60.2	25/11/2014 0:51	58.0	26/11/2014 1:56	54.7	27/11/2014 3:01	46.0		
23/11/2014 23:51	60.0	25/11/2014 0:56	57.5	26/11/2014 2:01	55.0	27/11/2014 3:06	53.7		
23/11/2014 23:56	60.2	25/11/2014 1:01	57.9	26/11/2014 2:06	55.4	27/11/2014 3:11	44.8		
24/11/2014 0:01	60.8	25/11/2014 1:06	59.0	26/11/2014 2:11	53.5	27/11/2014 3:16	52.9		

Real-time Noise Data	RTN3 (Po Leung Kuk Yu Lee Mo Fan Memorial School)			
Normal Day 07:00-19:00	1/11/2014 12:01 68.3	6/11/2014 18:31 64.5	12/11/2014 13:01 67.1	18/11/2014 7:31 67.8
	1/11/2014 12:31 68.2	7/11/2014 7:01 69.0	12/11/2014 13:31 68.6	22/11/2014 14:31 68.0
	1/11/2014 13:01 68.4	7/11/2014 7:31 69.9	12/11/2014 14:01 68.9	22/11/2014 15:01 68.6
28/10/2014 7:01 68.7	1/11/2014 13:31 68.3	7/11/2014 8:01 68.7	12/11/2014 14:31 67.0	22/11/2014 15:31 68.3
28/10/2014 7:31 69.0	1/11/2014 14:01 66.9	7/11/2014 8:31 65.5	12/11/2014 15:01 64.8	22/11/2014 16:01 68.5
28/10/2014 8:01 66.7	1/11/2014 14:31 65.8	7/11/2014 9:01 64.9	12/11/2014 15:31 65.1	22/11/2014 16:31 68.7
28/10/2014 8:31 65.9	1/11/2014 15:01 64.4	7/11/2014 9:31 64.0	12/11/2014 16:01 68.3	22/11/2014 17:01 68.3
28/10/2014 9:01 65.7	1/11/2014 15:31 64.3	7/11/2014 10:01 64.3	12/11/2014 16:31 69.0	22/11/2014 17:31 67.8
28/10/2014 9:31 65.6	1/11/2014 16:01 64.5	7/11/2014 10:31 64.8	12/11/2014 17:01 68.7	22/11/2014 18:01 67.7
28/10/2014 10:01 64.7	1/11/2014 16:31 67.4	7/11/2014 11:01 65.9	12/11/2014 17:31 68.5	22/11/2014 18:31 67.6
28/10/2014 10:31 64.9	1/11/2014 17:01 68.2	7/11/2014 11:31 67.0	12/11/2014 18:01 68.5	24/11/2014 7:01 68.9
28/10/2014 11:01 66.1	1/11/2014 17:31 67.9	7/11/2014 12:01 64.7	12/11/2014 18:31 68.2	24/11/2014 7:31 69.2
28/10/2014 11:31 67.4	1/11/2014 18:01 66.7	7/11/2014 12:31 64.2	13/11/2014 7:01 68.8	24/11/2014 8:01 68.4
28/10/2014 12:01 68.3	1/11/2014 18:31 67.0	7/11/2014 13:01 65.6	13/11/2014 7:31 69.6	24/11/2014 8:31 65.3
28/10/2014 12:31 68.2	3/11/2014 7:01 67.8	7/11/2014 13:31 64.6	13/11/2014 8:01 69.3	24/11/2014 9:01 67.0
28/10/2014 13:01 68.2	3/11/2014 7:31 69.0	7/11/2014 14:01 65.3	13/11/2014 8:31 69.0	24/11/2014 9:31 66.2
28/10/2014 13:31 68.5	3/11/2014 8:01 67.8	7/11/2014 14:31 65.3	13/11/2014 9:01 67.3	24/11/2014 10:01 67.9
28/10/2014 14:01 68.3	3/11/2014 8:31 65.6	7/11/2014 15:01 65.8	13/11/2014 9:31 45.8	24/11/2014 10:31 69.1
28/10/2014 14:31 67.2	3/11/2014 9:01 68.4	7/11/2014 15:31 65.7	13/11/2014 10:01 69.6	24/11/2014 11:01 69.0
28/10/2014 15:01 68.4	3/11/2014 9:31 68.3	7/11/2014 16:01 65.7	13/11/2014 10:31 68.2	24/11/2014 11:31 69.0
28/10/2014 15:31 68.5	3/11/2014 10:01 66.3	7/11/2014 16:31 68.0	13/11/2014 11:01 66.1	24/11/2014 12:01 68.9
28/10/2014 16:01 68.5	3/11/2014 10:31 66.6	7/11/2014 17:01 65.9	13/11/2014 11:31 68.4	24/11/2014 12:31 68.5
28/10/2014 16:31 68.5	3/11/2014 11:01 67.9	7/11/2014 17:31 65.2	13/11/2014 12:01 67.9	24/11/2014 13:01 68.4
28/10/2014 17:01 68.3	3/11/2014 11:31 67.1	7/11/2014 18:01 64.4	13/11/2014 12:31 68.8	24/11/2014 13:31 68.6
28/10/2014 17:31 68.0	3/11/2014 12:01 68.3	7/11/2014 18:31 64.4	13/11/2014 13:01 68.9	24/11/2014 14:01 68.8
28/10/2014 18:01 67.2	3/11/2014 12:31 68.8	8/11/2014 7:01 69.2	13/11/2014 13:31 68.9	24/11/2014 14:31 68.5
28/10/2014 18:31 63.4	3/11/2014 13:01 68.6	8/11/2014 7:31 51.4	13/11/2014 14:01 68.6	24/11/2014 15:01 67.9
29/10/2014 7:01 68.2	3/11/2014 13:31 68.9	8/11/2014 8:01 59.3	13/11/2014 14:31 67.3	24/11/2014 15:31 66.6
29/10/2014 7:31 68.9	3/11/2014 14:01 68.1	8/11/2014 8:31 61.4	13/11/2014 15:01 66.5	24/11/2014 16:01 57.6
29/10/2014 8:01 68.5	3/11/2014 14:31 65.8	8/11/2014 9:01 62.9	13/11/2014 15:31 68.5	24/11/2014 16:31 68.6
29/10/2014 8:31 65.3	3/11/2014 15:01 64.5	8/11/2014 9:31 60.9	13/11/2014 16:01 68.9	24/11/2014 17:01 68.4
29/10/2014 9:01 65.2	3/11/2014 15:31 65.1	8/11/2014 10:01 68.8	13/11/2014 16:31 69.0	24/11/2014 17:31 68.4
29/10/2014 9:31 66.1	3/11/2014 16:01 66.5	8/11/2014 10:31 67.4	13/11/2014 17:01 69.0	24/11/2014 18:01 66.8
29/10/2014 10:01 68.0	3/11/2014 16:31 68.6	8/11/2014 11:01 65.9	13/11/2014 17:31 68.5	24/11/2014 18:31 64.4
29/10/2014 10:31 68.9	3/11/2014 17:01 68.5	8/11/2014 11:31 65.6	13/11/2014 18:01 68.5	25/11/2014 7:01 68.7
29/10/2014 11:01 68.8	3/11/2014 17:31 68.2	8/11/2014 12:01 66.6	13/11/2014 18:31 66.4	25/11/2014 7:31 69.0
29/10/2014 11:31 68.6	3/11/2014 18:01 67.1	8/11/2014 12:31 67.4	14/11/2014 7:01 69.1	25/11/2014 8:01 67.2
29/10/2014 12:01 68.4	3/11/2014 18:31 66.9	8/11/2014 13:01 67.1	14/11/2014 7:31 52.8	25/11/2014 8:31 65.3
29/10/2014 12:31 68.2	4/11/2014 7:01 68.5	8/11/2014 13:31 66.5	14/11/2014 8:01 69.4	25/11/2014 9:01 66.4
29/10/2014 13:01 68.3	4/11/2014 7:31 69.4	8/11/2014 14:01 66.0	14/11/2014 8:31 66.7	25/11/2014 9:31 67.1
29/10/2014 13:31 68.7	4/11/2014 8:01 65.3	8/11/2014 14:31 66.3	14/11/2014 9:01 65.6	25/11/2014 10:01 68.8
29/10/2014 14:01 68.1	4/11/2014 8:31 67.1	8/11/2014 15:01 65.6	14/11/2014 9:31 65.3	25/11/2014 10:31 66.2
29/10/2014 14:31 67.7	4/11/2014 9:01 67.2	8/11/2014 15:31 65.5	14/11/2014 10:01 65.9	25/11/2014 11:01 66.3
29/10/2014 15:01 68.4	4/11/2014 9:31 67.7	8/11/2014 16:01 66.7	14/11/2014 10:31 69.1	25/11/2014 11:31 67.4
29/10/2014 15:31 68.7	4/11/2014 10:01 68.2	8/11/2014 16:31 66.2	14/11/2014 11:01 69.1	25/11/2014 12:01 68.3
29/10/2014 16:01 68.4	4/11/2014 10:31 69.6	8/11/2014 17:01 66.4	14/11/2014 11:31 69.3	25/11/2014 12:31 68.5
29/10/2014 16:31 68.5	4/11/2014 11:01 69.0	8/11/2014 17:31 69.5	14/11/2014 12:01 68.9	25/11/2014 13:01 68.2
29/10/2014 17:01 68.6	4/11/2014 11:31 68.6	8/11/2014 18:01 56.3	14/11/2014 12:31 67.7	25/11/2014 13:31 68.5
29/10/2014 17:31 67.7	4/11/2014 12:01 69.0	8/11/2014 18:31 53.4	14/11/2014 13:01 67.8	25/11/2014 14:01 67.8
29/10/2014 18:01 67.0	4/11/2014 12:31 69.0	10/11/2014 7:01 68.0	14/11/2014 13:31 68.9	25/11/2014 14:31 65.8
29/10/2014 18:31 67.6	4/11/2014 13:01 68.8	10/11/2014 7:31 68.4	14/11/2014 14:01 68.9	25/11/2014 15:01 64.2
30/10/2014 7:01 68.6	4/11/2014 13:31 68.6	10/11/2014 8:01 69.0	14/11/2014 14:31 68.5	25/11/2014 15:31 66.9
30/10/2014 7:31 69.0	4/11/2014 14:01 54.4	10/11/2014 8:31 64.8	14/11/2014 15:01 68.7	25/11/2014 16:01 68.9
30/10/2014 8:01 67.5	4/11/2014 14:31 61.6	10/11/2014 9:01 67.6	14/11/2014 15:31 67.7	25/11/2014 16:31 68.7
30/10/2014 8:31 67.1	4/11/2014 15:01 68.7	10/11/2014 9:31 68.7	14/11/2014 16:01 66.5	25/11/2014 17:01 68.4
30/10/2014 9:01 67.7	4/11/2014 15:31 65.7	10/11/2014 10:01 69.3	14/11/2014 16:31 66.6	25/11/2014 17:31 67.7
30/10/2014 9:31 69.1	4/11/2014 16:01 65.2	10/11/2014 10:31 69.4	14/11/2014 17:01 67.2	25/11/2014 18:01 67.5
30/10/2014 10:01 68.9	4/11/2014 16:31 66.6	10/11/2014 11:01 69.3	14/11/2014 17:31 63.6	25/11/2014 18:31 66.3
30/10/2014 10:31 69.1	4/11/2014 17:01 68.0	10/11/2014 11:31 69.0	14/11/2014 18:01 63.5	26/11/2014 7:01 58.9
30/10/2014 11:01 69.0	4/11/2014 17:31 67.6	10/11/2014 12:01 68.9	14/11/2014 18:31 63.4	26/11/2014 7:31 69.2
30/10/2014 11:31 68.4	4/11/2014 18:01 67.6	10/11/2014 12:31 69.1	15/11/2014 7:01 67.9	26/11/2014 8:01 68.3
30/10/2014 12:01 69.1	4/11/2014 18:31 67.3	10/11/2014 13:01 69.0	15/11/2014 7:31 68.6	26/11/2014 8:31 66.6
30/10/2014 12:31 68.8	5/11/2014 7:01 68.5	10/11/2014 13:31 68.9	15/11/2014 8:01 69.1	26/11/2014 9:01 68.1
30/10/2014 13:01 68.2	5/11/2014 7:31 69.1	10/11/2014 14:01 68.0	15/11/2014 8:31 69.4	26/11/2014 9:31 69.2
30/10/2014 13:31 68.6	5/11/2014 8:01 68.7	10/11/2014 14:31 66.6	15/11/2014 9:01 69.4	26/11/2014 10:01 69.0
30/10/2014 14:01 68.1	5/11/2014 8:31 66.9	10/11/2014 15:01 65.7	15/11/2014 9:31 69.4	26/11/2014 10:31 68.9
30/10/2014 14:31 66.9	5/11/2014 9:01 64.9	10/11/2014 15:31 68.0	15/11/2014 10:01 69.2	26/11/2014 11:01 69.1
30/10/2014 15:01 68.7	5/11/2014 9:31 66.7	10/11/2014 16:01 67.8	15/11/2014 10:31 67.8	26/11/2014 11:31 68.7
30/10/2014 15:31 67.7	5/11/2014 10:01 65.2	10/11/2014 16:31 68.2	15/11/2014 11:01 66.4	26/11/2014 12:01 68.5
30/10/2014 16:01 65.3	5/11/2014 10:31 69.3	10/11/2014 17:01 68.9	15/11/2014 11:31 67.7	26/11/2014 12:31 68.7
30/10/2014 16:31 67.9	5/11/2014 11:01 67.8	10/11/2014 17:31 68.6	15/11/2014 12:01 68.6	26/11/2014 13:01 68.6
30/10/2014 17:01 68.4	5/11/2014 11:31 68.8	10/11/2014 18:01 68.1	15/11/2014 12:31 68.5	26/11/2014 13:31 69.0
30/10/2014 17:31 67.6	5/11/2014 12:01 67.5	10/11/2014 18:31 68.2	15/11/2014 13:01 68.8	26/11/2014 14:01 68.1
30/10/2014 18:01 66.2	5/11/2014 12:31 64.8	11/11/2014 7:01 68.9	15/11/2014 13:31 68.3	26/11/2014 14:31 65.1
30/10/2014 18:31 66.4	5/11/2014 13:01 67.7	11/11/2014 7:31 69.5	15/11/2014 14:01 69.1	26/11/2014 15:01 68.8
31/10/2014 7:01 68.8	5/11/2014 13:31 68.5	11/11/2014 8:01 66.2	15/11/2014 14:31 68.8	26/11/2014 15:31 67.7
31/10/2014 7:31 69.0	5/11/2014 14:01 67.8	11/11/2014 8:31 65.0	15/11/2014 15:01 68.6	26/11/2014 16:01 68.4
31/10/2014 8:01 68.1	5/11/2014 14:31 68.5	11/11/2014 9:01 64.9	15/11/2014 15:31 68.7	26/11/2014 16:31 68.9
31/10/2014 8:31 68.3	5/11/2014 15:01 68.4	11/11/2014 9:31 65.8	15/11/2014 16:01 68.4	26/11/2014 17:01 68.2
31/10/2014 9:01 66.2	5/11/2014 15:31 65.3	11/11/2014 10:01 65.0	15/11/2014 16:31 68.5	26/11/2014 17:31 66.7
31/10/2014 9:31 66.3	5/11/2014 16:01 68.8	11/11/2014 10:31 65.1	15/11/2014 17:01 68.2	26/11/2014 18:01 63.5
31/10/2014 10:01 66.9	5/11/2014 16:31 68.9	11/11/2014 11:01 65.8	15/11/2014 17:31 67.8	26/11/2014 18:31 64.2
31/10/2014 10:31 68.3	5/11/2014 17:01 68.4	11/11/2014 11:31 67.1	15/11/2014 18:01 67.5	27/11/2014 7:01 68.3
31/10/2014 11:01 68.6	5/11/2014 17:31 67.9	11/11/2014 12:01 65.1	15/11/2014 18:31 68.0	27/11/2014 7:31 69.1
31/10/2014 11:31 68.4	5/11/2014 18:01 67.9	11/11/2014 12:31 64.5	17/11/2014 7:01 68.7	27/11/2014 8:01 68.5
31/10/2014 12:01 68.7	5/11/2014 18:31 67.5	11/11/2014 13:01 65.9	17/11/2014 7:31 69.5	27/11/2014 8:31 66.4
31/10/2014 12:31 68.7	6/11/2014 7:01 68.3	11/11/2014 13:31 66.0	17/11/2014 8:01 67.8	27/11/2014 9:01 65.0
31/10/2014 13:01 68.3	6/11/2014 7:31 69.1	11/11/2014 14:01 65.2	17/11/2014 8:31 65.4	27/11/2014 9:31 66.4
31/10/2014 13:31 68.4	6/11/2014 8:01 68.7	11/11/2014 14:31 65.3	17/11/2014 9:01 67.3	



Real-time Noise Data	RTN3 (Po Leung Kuk Yu Lee Mo Fan Memorial School)			
Normal Day 19:00-23:00	30/10/2014 19:41 65.6	1/11/2014 20:46 66.4	2/11/2014 13:51 60.4	2/11/2014 22:56 66.1
Sunday & Holiday	30/10/2014 19:46 60.4	1/11/2014 20:51 60.7	2/11/2014 13:56 63.9	3/11/2014 19:01 60.2
07:00-23:00	30/10/2014 19:51 62.2	1/11/2014 20:56 57.0	2/11/2014 14:01 60.6	3/11/2014 19:06 61.2
	30/10/2014 19:56 61.5	1/11/2014 21:01 59.9	2/11/2014 14:06 62.0	3/11/2014 19:11 62.1
	30/10/2014 20:01 60.3	1/11/2014 21:06 55.6	2/11/2014 14:11 61.7	3/11/2014 19:16 61.4
28/10/2014 19:01 63.4	30/10/2014 20:06 62.9	1/11/2014 21:11 54.6	2/11/2014 14:16 66.4	3/11/2014 19:21 62.5
28/10/2014 19:06 63.3	30/10/2014 20:11 60.6	1/11/2014 21:16 57.5	2/11/2014 14:21 62.9	3/11/2014 19:26 63.3
28/10/2014 19:11 64.6	30/10/2014 20:16 62.2	1/11/2014 21:21 58.0	2/11/2014 14:26 61.9	3/11/2014 19:31 61.8
28/10/2014 19:16 64.6	30/10/2014 20:21 60.2	1/11/2014 21:26 55.5	2/11/2014 14:31 64.7	3/11/2014 19:36 60.6
28/10/2014 19:21 65.7	30/10/2014 20:26 59.3	1/11/2014 21:31 57.9	2/11/2014 14:36 61.2	3/11/2014 19:41 61.9
28/10/2014 19:26 57.0	30/10/2014 20:31 57.5	1/11/2014 21:36 57.7	2/11/2014 14:41 64.5	3/11/2014 19:46 60.5
28/10/2014 19:31 59.1	30/10/2014 20:36 59.9	1/11/2014 21:41 63.1	2/11/2014 14:46 62.3	3/11/2014 19:51 59.2
28/10/2014 19:36 59.6	30/10/2014 20:41 60.4	1/11/2014 21:46 57.2	2/11/2014 14:51 59.3	3/11/2014 19:56 63.0
28/10/2014 19:41 57.9	30/10/2014 20:46 64.7	1/11/2014 21:51 40.1	2/11/2014 14:56 62.0	3/11/2014 20:01 61.9
28/10/2014 19:46 57.0	30/10/2014 20:51 58.7	1/11/2014 21:56 59.0	2/11/2014 15:01 61.4	3/11/2014 20:06 62.2
28/10/2014 19:51 55.6	30/10/2014 20:56 58.0	1/11/2014 22:01 60.8	2/11/2014 15:06 61.3	3/11/2014 20:11 61.3
28/10/2014 19:56 60.0	30/10/2014 21:01 60.8	1/11/2014 22:06 59.1	2/11/2014 15:11 61.5	3/11/2014 20:16 60.6
28/10/2014 20:01 57.6	30/10/2014 21:06 59.7	1/11/2014 22:11 63.6	2/11/2014 15:16 62.2	3/11/2014 20:21 63.0
28/10/2014 20:06 59.8	30/10/2014 21:11 59.4	1/11/2014 22:16 59.6	2/11/2014 15:21 61.9	3/11/2014 20:26 60.0
28/10/2014 20:11 60.7	30/10/2014 21:16 57.1	1/11/2014 22:21 63.0	2/11/2014 15:26 63.4	3/11/2014 20:31 59.7
28/10/2014 20:16 65.4	30/10/2014 21:21 61.8	1/11/2014 22:26 59.0	2/11/2014 15:31 62.2	3/11/2014 20:36 61.2
28/10/2014 20:21 60.0	30/10/2014 21:26 62.6	1/11/2014 22:31 60.2	2/11/2014 15:36 63.8	3/11/2014 20:41 65.0
28/10/2014 20:26 54.0	30/10/2014 21:31 61.4	1/11/2014 22:36 60.9	2/11/2014 15:41 61.8	3/11/2014 20:46 62.3
28/10/2014 20:31 59.5	30/10/2014 21:36 60.5	1/11/2014 22:41 61.1	2/11/2014 15:46 61.6	3/11/2014 20:51 59.4
28/10/2014 20:36 52.5	30/10/2014 21:41 60.5	1/11/2014 22:46 59.2	2/11/2014 15:51 62.6	3/11/2014 20:56 57.3
28/10/2014 20:41 59.0	30/10/2014 21:46 60.0	1/11/2014 22:51 54.6	2/11/2014 15:56 60.9	3/11/2014 21:01 59.4
28/10/2014 20:46 60.5	30/10/2014 21:51 63.0	1/11/2014 22:56 56.7	2/11/2014 16:01 63.6	3/11/2014 21:06 56.5
28/10/2014 20:51 61.3	30/10/2014 21:56 62.8	2/11/2014 7:01 62.2	2/11/2014 16:06 62.5	3/11/2014 21:11 58.4
28/10/2014 20:56 59.8	30/10/2014 22:01 60.6	2/11/2014 7:06 63.1	2/11/2014 16:11 62.5	3/11/2014 21:16 57.6
28/10/2014 21:01 59.0	30/10/2014 22:06 60.7	2/11/2014 7:11 65.7	2/11/2014 16:16 62.0	3/11/2014 21:21 61.3
28/10/2014 21:06 60.4	30/10/2014 22:11 56.9	2/11/2014 7:16 55.2	2/11/2014 16:21 62.4	3/11/2014 21:26 60.2
28/10/2014 21:11 54.9	30/10/2014 22:16 65.2	2/11/2014 7:21 66.2	2/11/2014 16:26 61.7	3/11/2014 21:31 57.2
28/10/2014 21:16 57.0	30/10/2014 22:21 60.6	2/11/2014 7:26 66.3	2/11/2014 16:31 61.0	3/11/2014 21:36 56.7
28/10/2014 21:21 59.0	30/10/2014 22:26 61.6	2/11/2014 7:31 65.4	2/11/2014 16:36 60.9	3/11/2014 21:41 60.8
28/10/2014 21:26 59.3	30/10/2014 22:31 54.7	2/11/2014 7:36 54.4	2/11/2014 16:41 61.7	3/11/2014 21:46 58.9
28/10/2014 21:31 58.9	30/10/2014 22:36 54.7	2/11/2014 7:41 57.5	2/11/2014 16:46 63.1	3/11/2014 21:51 49.2
28/10/2014 21:36 58.0	30/10/2014 22:41 60.3	2/11/2014 7:46 57.5	2/11/2014 16:51 62.4	3/11/2014 21:56 58.4
28/10/2014 21:41 60.0	30/10/2014 22:46 60.0	2/11/2014 7:51 66.3	2/11/2014 16:56 62.3	3/11/2014 22:01 61.5
28/10/2014 21:46 64.3	30/10/2014 22:51 58.5	2/11/2014 7:56 61.2	2/11/2014 17:01 62.3	3/11/2014 22:06 60.7
28/10/2014 21:51 50.2	30/10/2014 22:56 58.0	2/11/2014 8:01 66.5	2/11/2014 17:06 61.8	3/11/2014 22:11 59.8
28/10/2014 21:56 58.1	31/10/2014 19:01 54.9	2/11/2014 8:06 66.4	2/11/2014 17:11 60.6	3/11/2014 22:16 59.9
28/10/2014 22:01 60.4	31/10/2014 19:06 58.7	2/11/2014 8:11 66.3	2/11/2014 17:16 62.3	3/11/2014 22:21 57.3
28/10/2014 22:06 59.9	31/10/2014 19:11 59.3	2/11/2014 8:16 59.1	2/11/2014 17:21 61.0	3/11/2014 22:26 61.1
28/10/2014 22:11 58.8	31/10/2014 19:16 59.2	2/11/2014 8:21 60.0	2/11/2014 17:26 62.1	3/11/2014 22:31 58.9
28/10/2014 22:16 60.5	31/10/2014 19:21 60.1	2/11/2014 8:26 52.2	2/11/2014 17:31 63.3	3/11/2014 22:36 58.6
28/10/2014 22:21 63.0	31/10/2014 19:26 67.8	2/11/2014 8:31 58.4	2/11/2014 17:36 60.9	3/11/2014 22:41 58.2
28/10/2014 22:26 58.9	31/10/2014 19:31 61.7	2/11/2014 8:36 62.8	2/11/2014 17:41 63.4	3/11/2014 22:46 61.1
28/10/2014 22:31 57.0	31/10/2014 19:36 63.1	2/11/2014 8:41 61.7	2/11/2014 17:46 62.3	3/11/2014 22:51 56.1
28/10/2014 22:36 58.6	31/10/2014 19:41 62.8	2/11/2014 8:46 58.7	2/11/2014 17:51 60.8	3/11/2014 22:56 54.7
28/10/2014 22:41 56.2	31/10/2014 19:46 63.6	2/11/2014 8:51 59.4	2/11/2014 17:56 61.1	4/11/2014 19:01 59.6
28/10/2014 22:46 60.6	31/10/2014 19:51 62.1	2/11/2014 8:56 62.9	2/11/2014 18:01 65.3	4/11/2014 19:06 62.3
28/10/2014 22:51 58.4	31/10/2014 19:56 60.8	2/11/2014 9:01 61.7	2/11/2014 18:06 62.0	4/11/2014 19:11 61.1
28/10/2014 22:56 60.2	31/10/2014 20:01 61.4	2/11/2014 9:06 60.8	2/11/2014 18:11 61.7	4/11/2014 19:16 65.2
29/10/2014 19:01 61.5	31/10/2014 20:06 61.4	2/11/2014 9:11 61.8	2/11/2014 18:16 62.0	4/11/2014 19:21 60.1
29/10/2014 19:06 61.4	31/10/2014 20:11 59.3	2/11/2014 9:16 61.2	2/11/2014 18:21 61.9	4/11/2014 19:26 60.5
29/10/2014 19:11 59.5	31/10/2014 20:16 62.1	2/11/2014 9:21 62.2	2/11/2014 18:26 64.1	4/11/2014 19:31 58.3
29/10/2014 19:16 61.6	31/10/2014 20:21 63.0	2/11/2014 9:26 62.9	2/11/2014 18:31 62.3	4/11/2014 19:36 62.0
29/10/2014 19:21 61.6	31/10/2014 20:26 61.1	2/11/2014 9:31 64.0	2/11/2014 18:36 60.9	4/11/2014 19:41 61.7
29/10/2014 19:26 62.4	31/10/2014 20:31 59.4	2/11/2014 9:36 63.8	2/11/2014 18:41 58.9	4/11/2014 19:46 61.0
29/10/2014 19:31 61.6	31/10/2014 20:36 61.1	2/11/2014 9:41 64.4	2/11/2014 18:46 61.1	4/11/2014 19:51 57.3
29/10/2014 19:36 61.6	31/10/2014 20:41 59.7	2/11/2014 9:46 61.1	2/11/2014 18:51 61.3	4/11/2014 19:56 58.2
29/10/2014 19:41 62.0	31/10/2014 20:46 59.6	2/11/2014 9:51 60.8	2/11/2014 18:56 60.7	4/11/2014 20:01 61.3
29/10/2014 19:46 60.7	31/10/2014 20:51 60.9	2/11/2014 9:56 64.1	2/11/2014 19:01 60.4	4/11/2014 20:06 60.8
29/10/2014 19:51 58.8	31/10/2014 20:56 59.6	2/11/2014 10:01 62.3	2/11/2014 19:06 60.7	4/11/2014 20:11 61.2
29/10/2014 19:56 59.8	31/10/2014 21:01 59.6	2/11/2014 10:06 63.6	2/11/2014 19:11 60.4	4/11/2014 20:16 62.7
29/10/2014 20:01 59.1	31/10/2014 21:06 58.1	2/11/2014 10:11 62.6	2/11/2014 19:16 59.7	4/11/2014 20:21 62.0
29/10/2014 20:06 62.9	31/10/2014 21:11 61.3	2/11/2014 10:16 62.7	2/11/2014 19:21 60.2	4/11/2014 20:26 61.9
29/10/2014 20:11 58.1	31/10/2014 21:16 60.4	2/11/2014 10:21 64.7	2/11/2014 19:26 66.5	4/11/2014 20:31 66.5
29/10/2014 20:16 60.0	31/10/2014 21:21 64.5	2/11/2014 10:26 61.5	2/11/2014 19:31 59.2	4/11/2014 20:36 59.2
29/10/2014 20:21 63.8	31/10/2014 21:26 59.8	2/11/2014 10:31 62.6	2/11/2014 19:36 60.1	4/11/2014 20:41 61.7
29/10/2014 20:26 60.5	31/10/2014 21:31 62.4	2/11/2014 10:36 63.7	2/11/2014 19:41 58.8	4/11/2014 20:46 58.0
29/10/2014 20:31 60.4	31/10/2014 21:36 61.2	2/11/2014 10:41 62.0	2/11/2014 19:46 58.1	4/11/2014 20:51 62.0
29/10/2014 20:36 60.7	31/10/2014 21:41 61.4	2/11/2014 10:46 63.5	2/11/2014 19:51 58.7	4/11/2014 20:56 58.9
29/10/2014 20:41 56.1	31/10/2014 21:46 62.4	2/11/2014 10:51 61.0	2/11/2014 19:56 59.3	4/11/2014 21:01 60.1
29/10/2014 20:46 61.8	31/10/2014 21:51 61.4	2/11/2014 10:56 62.9	2/11/2014 20:01 57.5	4/11/2014 21:06 60.7
29/10/2014 20:51 59.9	31/10/2014 21:56 60.8	2/11/2014 11:01 63.3	2/11/2014 20:06 59.4	4/11/2014 21:11 57.5
29/10/2014 20:56 60.3	31/10/2014 22:01 59.8	2/11/2014 11:06 62.9	2/11/2014 20:11 57.8	4/11/2014 21:16 60.5
29/10/2014 21:01 59.2	31/10/2014 22:06 61.1	2/11/2014 11:11 62.7	2/11/2014 20:16 56.3	4/11/2014 21:21 61.9
29/10/2014 21:06 62.1	31/10/2014 22:11 61.7	2/11/2014 11:16 62.6	2/11/2014 20:21 60.3	4/11/2014 21:26 60.0
29/10/2014 21:11 57.1	31/10/2014 22:16 60.9	2/11/2014 11:21 62.4	2/11/2014 20:26 57.6	4/11/2014 21:31 60.1
29/10/2014 21:16 61.1	31/10/2014 22:21 60.7	2/11/2014 11:26 62.7	2/11/2014 20:31 61.4	4/11/2014 21:36 59.3
29/10/2014 21:21 59.3	31/10/2014 22:26 60.5	2/11/2014 11:31 62.3	2/11/2014 20:36 62.2	4/11/2014 21:41 60.7
29/10/2014 21:26 56.0	31/10/2014 22:31 59.1	2/11/2014 11:36 63.1	2/11/2014 20:41 60.8	4/11/2014 21:46 59.3
29/10/2014 21:31 59.9	31/10/2014 22:36 59.7	2/11/2014 11:41 64.0	2/11/2014 20:46 61.2	4/11/2014 21:51 61.7
29/10/2014 21:36 61.7	31/10/2014 22:41 57.4	2/11/2014 11:46 61.8	2/11/2014 20:51 61.8	4/11/2014 21:56 59.8
29/10/2014 21:41 53.0	31/10/2014 22:46 58.0	2/11/2014 11:51 60.8	2/11/2014 20:56 59.4	4/11/2014 22:01 60.0
29/10/2014 21:46 59.4	31/10/2014 22:51 61.4	2/11/2014 11:56 64.1	2/11/2014 21:01 59.0	4/11/2014 22:06 59.9
29/10/2014 21:51 51.3	31/10/2014 22:56 61.3	2/11/2014 12:01 62.3	2/11/2014 21:06 57.4	4/11/2014 22:11 59.1
29/10/2014 21:56 61.4	1/11/2014 19:01 61.8	2/11/2014 12:06 63.0	2/11/2014 21:11 60.1	4/11/2014 22:16 62.1
29/10/2014 22:01 60.7	1/11/2014			

Real-time Noise Data		RTN3 (Po Leung Kuk Yu Lee Mo Fan Memorial School)									
7/11/2014 21:06	62.6	9/11/2014 10:11	64.0	9/11/2014 19:16	60.7	11/11/2014 20:21	64.1	13/11/2014 21:26	61.8	15/11/2014 22:31	62.0
7/11/2014 21:11	63.7	9/11/2014 10:16	63.3	9/11/2014 19:21	63.2	11/11/2014 20:26	59.7	13/11/2014 21:31	63.2	15/11/2014 22:36	59.5
7/11/2014 21:16	64.4	9/11/2014 10:21	63.7	9/11/2014 19:26	60.6	11/11/2014 20:31	63.3	13/11/2014 21:36	62.2	15/11/2014 22:41	64.0
7/11/2014 21:21	64.1	9/11/2014 10:26	64.1	9/11/2014 19:31	58.4	11/11/2014 20:36	62.5	13/11/2014 21:41	64.0	15/11/2014 22:46	60.6
7/11/2014 21:26	64.6	9/11/2014 10:31	63.0	9/11/2014 19:36	61.9	11/11/2014 20:41	58.7	13/11/2014 21:46	63.1	15/11/2014 22:51	59.7
7/11/2014 21:31	65.3	9/11/2014 10:36	62.4	9/11/2014 19:41	59.4	11/11/2014 20:46	64.4	13/11/2014 21:51	63.7	15/11/2014 22:56	61.7
7/11/2014 21:36	64.0	9/11/2014 10:41	63.7	9/11/2014 19:46	61.8	11/11/2014 20:51	58.4	13/11/2014 21:56	62.9	16/11/2014 7:01	66.1
7/11/2014 21:41	64.9	9/11/2014 10:46	63.1	9/11/2014 19:51	61.2	11/11/2014 20:56	60.8	13/11/2014 22:01	64.6	16/11/2014 7:06	66.0
7/11/2014 21:46	64.0	9/11/2014 10:51	63.0	9/11/2014 19:56	60.8	11/11/2014 21:01	62.1	13/11/2014 22:06	61.8	16/11/2014 7:11	60.2
7/11/2014 21:51	66.4	9/11/2014 10:56	63.2	9/11/2014 20:01	63.1	11/11/2014 21:06	59.1	13/11/2014 22:11	61.8	16/11/2014 7:16	61.1
7/11/2014 21:56	67.4	9/11/2014 11:01	62.9	9/11/2014 20:06	61.4	11/11/2014 21:11	59.9	13/11/2014 22:16	63.4	16/11/2014 7:21	56.3
7/11/2014 22:01	66.3	9/11/2014 11:06	64.3	9/11/2014 20:11	59.9	11/11/2014 21:16	61.2	13/11/2014 22:21	61.0	16/11/2014 7:26	56.8
7/11/2014 22:06	65.1	9/11/2014 11:11	62.4	9/11/2014 20:16	57.3	11/11/2014 21:21	63.5	13/11/2014 22:26	62.0	16/11/2014 7:31	66.0
7/11/2014 22:11	65.7	9/11/2014 11:16	64.0	9/11/2014 20:21	60.6	11/11/2014 21:26	61.4	13/11/2014 22:31	62.9	16/11/2014 7:36	59.7
7/11/2014 22:16	65.0	9/11/2014 11:21	63.9	9/11/2014 20:26	62.4	11/11/2014 21:31	60.9	13/11/2014 22:36	62.4	16/11/2014 7:41	59.3
7/11/2014 22:21	64.6	9/11/2014 11:26	62.8	9/11/2014 20:31	61.0	11/11/2014 21:36	62.5	13/11/2014 22:41	62.9	16/11/2014 7:46	59.1
7/11/2014 22:26	65.3	9/11/2014 11:31	63.7	9/11/2014 20:36	61.4	11/11/2014 21:41	59.4	13/11/2014 22:46	57.7	16/11/2014 7:51	56.2
7/11/2014 22:31	65.6	9/11/2014 11:36	63.6	9/11/2014 20:41	61.3	11/11/2014 21:46	61.5	13/11/2014 22:51	59.8	16/11/2014 7:56	59.3
7/11/2014 22:36	66.7	9/11/2014 11:41	62.2	9/11/2014 20:46	59.6	11/11/2014 21:51	61.4	13/11/2014 22:56	66.4	16/11/2014 8:01	55.9
7/11/2014 22:41	67.5	9/11/2014 11:46	62.0	9/11/2014 20:51	57.4	11/11/2014 21:56	62.0	14/11/2014 19:01	63.3	16/11/2014 8:06	58.0
7/11/2014 22:46	66.1	9/11/2014 11:51	63.7	9/11/2014 20:56	60.8	11/11/2014 22:01	63.3	14/11/2014 19:06	63.6	16/11/2014 8:11	60.0
7/11/2014 22:51	66.6	9/11/2014 11:56	62.7	9/11/2014 21:01	58.7	11/11/2014 22:06	60.2	14/11/2014 19:11	63.5	16/11/2014 8:16	57.5
7/11/2014 22:56	66.4	9/11/2014 12:01	63.6	9/11/2014 21:06	60.9	11/11/2014 22:11	60.0	14/11/2014 19:16	63.9	16/11/2014 8:21	62.9
8/11/2014 19:01	68.0	9/11/2014 12:06	62.8	9/11/2014 21:11	61.6	11/11/2014 22:16	62.6	14/11/2014 19:21	63.2	16/11/2014 8:26	61.3
8/11/2014 19:06	67.1	9/11/2014 12:11	62.4	9/11/2014 21:16	59.8	11/11/2014 22:21	64.5	14/11/2014 19:26	63.6	16/11/2014 8:31	60.5
8/11/2014 19:11	67.7	9/11/2014 12:16	63.3	9/11/2014 21:21	60.3	11/11/2014 22:26	60.8	14/11/2014 19:31	63.2	16/11/2014 8:36	59.9
8/11/2014 19:16	66.8	9/11/2014 12:21	63.0	9/11/2014 21:26	61.5	11/11/2014 22:31	59.8	14/11/2014 19:36	63.4	16/11/2014 8:41	60.1
8/11/2014 19:21	67.5	9/11/2014 12:26	63.4	9/11/2014 21:31	61.6	11/11/2014 22:36	61.1	14/11/2014 19:41	64.0	16/11/2014 8:46	53.9
8/11/2014 19:26	67.4	9/11/2014 12:31	62.0	9/11/2014 21:36	62.1	11/11/2014 22:41	61.2	14/11/2014 19:46	64.6	16/11/2014 8:51	61.3
8/11/2014 19:31	66.6	9/11/2014 12:36	62.9	9/11/2014 21:41	63.6	11/11/2014 22:46	61.6	14/11/2014 19:51	64.0	16/11/2014 8:56	57.3
8/11/2014 19:36	67.8	9/11/2014 12:41	62.9	9/11/2014 21:46	61.6	11/11/2014 22:51	62.9	14/11/2014 19:56	65.2	16/11/2014 9:01	58.5
8/11/2014 19:41	66.0	9/11/2014 12:46	64.6	9/11/2014 21:51	61.3	11/11/2014 22:56	58.7	14/11/2014 20:01	52.5	16/11/2014 9:06	63.5
8/11/2014 19:46	66.5	9/11/2014 12:51	62.0	9/11/2014 21:56	62.2	12/11/2014 19:01	63.1	14/11/2014 20:06	57.0	16/11/2014 9:11	58.0
8/11/2014 19:51	66.9	9/11/2014 12:56	61.7	9/11/2014 22:01	62.2	12/11/2014 19:06	61.8	14/11/2014 20:11	61.8	16/11/2014 9:16	53.9
8/11/2014 19:56	65.7	9/11/2014 13:01	61.4	9/11/2014 22:06	64.6	12/11/2014 19:11	62.4	14/11/2014 20:16	63.4	16/11/2014 9:21	61.4
8/11/2014 20:01	66.2	9/11/2014 13:06	64.6	9/11/2014 22:11	62.6	12/11/2014 19:16	61.1	14/11/2014 20:21	61.5	16/11/2014 9:26	63.1
8/11/2014 20:06	66.5	9/11/2014 13:11	62.2	9/11/2014 22:16	61.4	12/11/2014 19:21	63.2	14/11/2014 20:26	61.8	16/11/2014 9:31	62.6
8/11/2014 20:11	65.0	9/11/2014 13:16	62.6	9/11/2014 22:21	62.0	12/11/2014 19:26	63.1	14/11/2014 20:31	60.5	16/11/2014 9:36	58.2
8/11/2014 20:16	66.9	9/11/2014 13:21	61.5	9/11/2014 22:26	60.9	12/11/2014 19:31	61.9	14/11/2014 20:36	59.1	16/11/2014 9:41	61.3
8/11/2014 20:21	65.5	9/11/2014 13:26	59.8	9/11/2014 22:31	60.6	12/11/2014 19:36	65.0	14/11/2014 20:41	61.8	16/11/2014 9:46	61.0
8/11/2014 20:26	67.3	9/11/2014 13:31	61.8	9/11/2014 22:36	57.5	12/11/2014 19:41	60.4	14/11/2014 20:46	59.4	16/11/2014 9:51	62.4
8/11/2014 20:31	66.0	9/11/2014 13:36	63.2	9/11/2014 22:41	64.6	12/11/2014 19:46	62.9	14/11/2014 20:51	59.4	16/11/2014 9:56	63.1
8/11/2014 20:36	66.0	9/11/2014 13:41	61.8	9/11/2014 22:46	56.6	12/11/2014 19:51	61.4	14/11/2014 20:56	55.6	16/11/2014 10:01	58.2
8/11/2014 20:41	66.7	9/11/2014 13:46	62.1	9/11/2014 22:51	58.6	12/11/2014 19:56	57.0	14/11/2014 21:01	56.2	16/11/2014 10:06	60.0
8/11/2014 20:46	66.2	9/11/2014 13:51	61.6	9/11/2014 22:56	59.5	12/11/2014 20:01	60.1	14/11/2014 21:06	58.0	16/11/2014 10:11	61.9
8/11/2014 20:51	65.7	9/11/2014 13:56	61.7	10/11/2014 19:01	62.7	12/11/2014 20:06	58.2	14/11/2014 21:11	61.0	16/11/2014 10:16	64.0
8/11/2014 20:56	65.2	9/11/2014 14:01	60.4	10/11/2014 19:06	62.6	12/11/2014 20:11	60.7	14/11/2014 21:16	60.8	16/11/2014 10:21	60.0
8/11/2014 21:01	66.9	9/11/2014 14:06	62.1	10/11/2014 19:11	63.4	12/11/2014 20:16	59.3	14/11/2014 21:21	61.7	16/11/2014 10:26	61.0
8/11/2014 21:06	65.7	9/11/2014 14:11	61.6	10/11/2014 19:16	64.7	12/11/2014 20:21	60.3	14/11/2014 21:26	54.4	16/11/2014 10:31	59.8
8/11/2014 21:11	65.3	9/11/2014 14:16	64.1	10/11/2014 19:21	62.8	12/11/2014 20:26	57.7	14/11/2014 21:31	61.3	16/11/2014 10:36	59.7
8/11/2014 21:16	65.9	9/11/2014 14:21	63.5	10/11/2014 19:26	60.4	12/11/2014 20:31	57.5	14/11/2014 21:36	61.4	16/11/2014 10:41	61.8
8/11/2014 21:21	66.3	9/11/2014 14:26	62.2	10/11/2014 19:31	63.5	12/11/2014 20:36	59.2	14/11/2014 21:41	59.3	16/11/2014 10:46	62.1
8/11/2014 21:26	64.7	9/11/2014 14:31	60.2	10/11/2014 19:36	61.2	12/11/2014 20:41	60.7	14/11/2014 21:46	60.1	16/11/2014 10:51	60.5
8/11/2014 21:31	65.5	9/11/2014 14:36	63.5	10/11/2014 19:41	62.1	12/11/2014 20:46	59.7	14/11/2014 21:51	62.9	16/11/2014 10:56	58.9
8/11/2014 21:36	66.9	9/11/2014 14:41	62.9	10/11/2014 19:46	61.5	12/11/2014 20:51	61.4	14/11/2014 21:56	62.0	16/11/2014 11:01	61.0
8/11/2014 21:41	66.0	9/11/2014 14:46	61.7	10/11/2014 19:51	61.6	12/11/2014 20:56	58.4	14/11/2014 22:01	58.5	16/11/2014 11:06	61.8
8/11/2014 21:46	65.6	9/11/2014 14:51	59.8	10/11/2014 19:56	62.9	12/11/2014 21:01	59.5	14/11/2014 22:06	60.2	16/11/2014 11:11	61.4
8/11/2014 21:51	66.3	9/11/2014 14:56	65.3	10/11/2014 20:01	64.6	12/11/2014 21:06	60.6	14/11/2014 22:11	61.4	16/11/2014 11:16	59.7
8/11/2014 21:56	66.7	9/11/2014 15:01	63.7	10/11/2014 20:06	62.5	12/11/2014 21:11	60.6	14/11/2014 22:16	56.8	16/11/2014 11:21	60.1
8/11/2014 22:01	66.5	9/11/2014 15:06	63.5	10/11/2014 20:11	60.9	12/11/2014 21:16	61.1	14/11/2014 22:21	57.8	16/11/2014 11:26	62.0
8/11/2014 22:06	66.9	9/11/2014 15:11	64.2	10/11/2014 20:16	64.5	12/11/2014 21:21	61.0	14/11/2014 22:26	61.6	16/11/2014 11:31	59.6
8/11/2014 22:11	65.5	9/11/2014 15:16	65.0	10/11/2014 20:21	64.1	12/11/2014 21:26	55.9	14/11/2014 22:31	62.0	16/11/2014 11:36	60.6
8/11/2014 22:16	66.8	9/11/2014 15:21	64.5	10/11/2014 20:26	63.3	12/11/2014 21:31	60.3	14/11/2014 22:36	55.6	16/11/2014 11:41	59.6
8/11/2014 22:21	66.1	9/11/2014 15:26	62.8	10/11/2014 20:31	63.7	12/11/2014 21:36	63.4	14/11/2014 22:41	61.3	16/11/2014 11:46	58.9
8/11/2014 22:26	66.3	9/11/2014 15:31	64.5	10/11/2014 20:36	63.5	12/11/2014 21:41	61.5	14/11/2014 22:46	57.5	16/11/2014 11:51	59.6
8/11/2014 22:31	66.4	9/11/2014 15:36	64.6	10/11/2014 20:41	59.3	12/11/2014 21:46	61.1	14/11/2014 22:51	56.5	16/11/2014 11:56	58.5
8/11/2014 22:36	65.5	9/11/2014 15:41	64.6	10/11/2014 20:46	62.7	12/11/2014 21:51	64.8	14/11/2014 22:56	61.7	16/11/2014 12:01	59.3
8/11/2014 22:41	66.0	9/11/2014 15:46	63.0	10/11/2014 20:51	58.7	12/11/2014 21:56	60.				

Real-time Noise Data	RTN3 (Po Leung Kuk Yu Lee Mo Fan Memorial School)				
16/11/2014 15:36 62.0	17/11/2014 20:41 62.0	19/11/2014 21:46 59.4	21/11/2014 22:51 61.1	23/11/2014 11:56 57.0	23/11/2014 21:01 66.4
16/11/2014 15:41 63.0	17/11/2014 20:46 62.8	19/11/2014 21:51 61.4	21/11/2014 22:56 59.4	23/11/2014 12:01 57.4	23/11/2014 21:06 57.8
16/11/2014 15:46 62.1	17/11/2014 20:51 61.3	19/11/2014 21:56 59.0	22/11/2014 19:01 58.4	23/11/2014 12:06 60.0	23/11/2014 21:11 56.0
16/11/2014 15:51 62.1	17/11/2014 20:56 62.3	19/11/2014 22:01 61.8	22/11/2014 19:06 61.5	23/11/2014 12:11 58.6	23/11/2014 21:16 52.9
16/11/2014 15:56 62.7	17/11/2014 21:01 60.7	19/11/2014 22:06 58.0	22/11/2014 19:11 61.9	23/11/2014 12:16 58.4	23/11/2014 21:21 55.2
16/11/2014 16:01 62.4	17/11/2014 21:06 60.8	19/11/2014 22:11 61.8	22/11/2014 19:16 61.3	23/11/2014 12:21 60.4	23/11/2014 21:26 58.5
16/11/2014 16:06 62.6	17/11/2014 21:11 62.4	19/11/2014 22:16 59.6	22/11/2014 19:21 58.4	23/11/2014 12:26 59.4	23/11/2014 21:31 60.6
16/11/2014 16:11 60.4	17/11/2014 21:16 61.5	19/11/2014 22:21 60.0	22/11/2014 19:26 62.1	23/11/2014 12:31 59.1	23/11/2014 21:36 61.7
16/11/2014 16:16 63.4	17/11/2014 21:21 59.7	19/11/2014 22:26 62.2	22/11/2014 19:31 59.6	23/11/2014 12:36 53.0	23/11/2014 21:41 55.6
16/11/2014 16:21 62.5	17/11/2014 21:26 60.5	19/11/2014 22:31 58.5	22/11/2014 19:36 59.3	23/11/2014 12:41 58.3	23/11/2014 21:46 54.2
16/11/2014 16:26 63.2	17/11/2014 21:31 59.8	19/11/2014 22:36 61.5	22/11/2014 19:41 58.5	23/11/2014 12:46 59.1	23/11/2014 21:51 56.5
16/11/2014 16:31 63.5	17/11/2014 21:36 61.8	19/11/2014 22:41 61.2	22/11/2014 19:46 60.8	23/11/2014 12:51 56.6	23/11/2014 21:56 53.9
16/11/2014 16:36 63.5	17/11/2014 21:41 60.9	19/11/2014 22:46 58.0	22/11/2014 19:51 61.0	23/11/2014 12:56 60.1	23/11/2014 22:01 56.5
16/11/2014 16:41 62.3	17/11/2014 21:46 62.6	19/11/2014 22:51 58.0	22/11/2014 19:56 61.4	23/11/2014 13:01 55.7	23/11/2014 22:06 59.6
16/11/2014 16:46 62.6	17/11/2014 21:51 62.7	19/11/2014 22:56 58.7	22/11/2014 20:01 64.3	23/11/2014 13:06 61.6	23/11/2014 22:11 53.9
16/11/2014 16:51 63.5	17/11/2014 21:56 62.3	20/11/2014 19:01 63.2	22/11/2014 20:06 60.4	23/11/2014 13:11 57.2	23/11/2014 22:16 58.5
16/11/2014 16:56 62.7	17/11/2014 22:01 56.6	20/11/2014 19:06 63.1	22/11/2014 20:11 58.9	23/11/2014 13:16 59.4	23/11/2014 22:21 57.8
16/11/2014 17:01 61.3	17/11/2014 22:06 61.6	20/11/2014 19:11 62.9	22/11/2014 20:16 57.1	23/11/2014 13:21 59.5	23/11/2014 22:26 66.2
16/11/2014 17:06 61.1	17/11/2014 22:11 62.7	20/11/2014 19:16 62.8	22/11/2014 20:21 60.4	23/11/2014 13:26 66.4	23/11/2014 22:31 55.2
16/11/2014 17:11 62.6	17/11/2014 22:16 62.3	20/11/2014 19:21 63.0	22/11/2014 20:26 61.8	23/11/2014 13:31 48.6	23/11/2014 22:36 66.2
16/11/2014 17:16 60.8	17/11/2014 22:21 62.6	20/11/2014 19:26 63.4	22/11/2014 20:31 60.8	23/11/2014 13:36 48.6	23/11/2014 22:41 58.0
16/11/2014 17:21 62.8	17/11/2014 22:26 61.5	20/11/2014 19:31 64.0	22/11/2014 20:36 59.6	23/11/2014 13:41 54.9	23/11/2014 22:46 57.9
16/11/2014 17:26 62.8	17/11/2014 22:31 60.5	20/11/2014 19:36 65.6	22/11/2014 20:41 59.6	23/11/2014 13:46 66.5	23/11/2014 22:51 52.0
16/11/2014 17:31 61.1	17/11/2014 22:36 62.6	20/11/2014 19:41 60.6	22/11/2014 20:46 55.9	23/11/2014 13:51 56.8	23/11/2014 22:56 53.4
16/11/2014 17:36 61.4	17/11/2014 22:41 62.7	20/11/2014 19:46 59.8	22/11/2014 20:51 58.3	23/11/2014 13:56 54.7	24/11/2014 19:01 64.4
16/11/2014 17:41 63.1	17/11/2014 22:46 76.2	20/11/2014 19:51 61.4	22/11/2014 20:56 56.1	23/11/2014 14:01 57.5	24/11/2014 19:06 64.7
16/11/2014 17:46 61.4	17/11/2014 22:51 59.6	20/11/2014 19:56 61.0	22/11/2014 21:01 59.4	23/11/2014 14:06 48.6	24/11/2014 19:11 47.9
16/11/2014 17:51 62.5	17/11/2014 22:56 65.0	20/11/2014 20:01 62.5	22/11/2014 21:06 57.8	23/11/2014 14:11 61.9	24/11/2014 19:16 64.7
16/11/2014 17:56 60.3	18/11/2014 19:01 62.6	20/11/2014 20:06 66.6	22/11/2014 21:11 59.2	23/11/2014 14:16 56.0	24/11/2014 19:21 66.5
16/11/2014 18:01 63.8	18/11/2014 19:06 61.0	20/11/2014 20:11 61.9	22/11/2014 21:16 59.6	23/11/2014 14:21 60.7	24/11/2014 19:26 66.4
16/11/2014 18:06 66.5	18/11/2014 19:11 60.6	20/11/2014 20:16 62.6	22/11/2014 21:21 60.4	23/11/2014 14:26 64.0	24/11/2014 19:31 58.9
16/11/2014 18:11 58.4	18/11/2014 19:16 64.9	20/11/2014 20:21 61.1	22/11/2014 21:26 59.8	23/11/2014 14:31 63.9	24/11/2014 19:36 59.6
16/11/2014 18:16 59.4	18/11/2014 19:21 62.6	20/11/2014 20:26 61.6	22/11/2014 21:31 57.8	23/11/2014 14:36 65.8	24/11/2014 19:41 59.3
16/11/2014 18:21 61.3	18/11/2014 19:26 57.7	20/11/2014 20:31 62.1	22/11/2014 21:36 55.2	23/11/2014 14:41 61.1	24/11/2014 19:46 60.3
16/11/2014 18:26 63.9	18/11/2014 19:31 61.4	20/11/2014 20:36 61.7	22/11/2014 21:41 60.7	23/11/2014 14:46 61.1	24/11/2014 19:51 58.5
16/11/2014 18:31 61.1	18/11/2014 19:36 63.1	20/11/2014 20:41 60.7	22/11/2014 21:46 60.8	23/11/2014 14:51 60.5	24/11/2014 19:56 61.7
16/11/2014 18:36 62.0	18/11/2014 19:41 63.0	20/11/2014 20:46 58.9	22/11/2014 21:51 60.1	23/11/2014 14:56 61.8	24/11/2014 20:01 61.4
16/11/2014 18:41 62.9	18/11/2014 19:46 62.3	20/11/2014 20:51 61.6	22/11/2014 21:56 58.5	23/11/2014 15:01 62.3	24/11/2014 20:06 61.0
16/11/2014 18:46 61.5	18/11/2014 19:51 61.1	20/11/2014 20:56 54.6	22/11/2014 22:01 58.5	23/11/2014 15:06 58.1	24/11/2014 20:11 59.0
16/11/2014 18:51 63.1	18/11/2014 19:56 63.5	20/11/2014 21:01 60.5	22/11/2014 22:06 63.5	23/11/2014 15:11 63.5	24/11/2014 20:16 61.7
16/11/2014 18:56 62.2	18/11/2014 20:01 62.4	20/11/2014 21:06 61.1	22/11/2014 22:11 57.1	23/11/2014 15:16 61.7	24/11/2014 20:21 60.5
16/11/2014 19:01 60.6	18/11/2014 20:06 63.3	20/11/2014 21:11 59.8	22/11/2014 22:16 60.6	23/11/2014 15:21 61.4	24/11/2014 20:26 63.1
16/11/2014 19:06 58.8	18/11/2014 20:11 61.3	20/11/2014 21:16 61.0	22/11/2014 22:21 61.4	23/11/2014 15:26 63.5	24/11/2014 20:31 62.3
16/11/2014 19:11 58.9	18/11/2014 20:16 61.7	20/11/2014 21:21 60.6	22/11/2014 22:26 59.0	23/11/2014 15:31 61.4	24/11/2014 20:36 59.7
16/11/2014 19:16 60.9	18/11/2014 20:21 62.4	20/11/2014 21:26 61.6	22/11/2014 22:31 59.2	23/11/2014 15:36 63.1	24/11/2014 20:41 58.2
16/11/2014 19:21 59.8	18/11/2014 20:26 63.0	20/11/2014 21:31 61.0	22/11/2014 22:36 55.5	23/11/2014 15:41 59.4	24/11/2014 20:46 63.3
16/11/2014 19:26 59.3	18/11/2014 20:31 62.3	20/11/2014 21:36 60.3	22/11/2014 22:41 58.8	23/11/2014 15:46 61.5	24/11/2014 20:51 59.5
16/11/2014 19:31 59.6	18/11/2014 20:36 61.0	20/11/2014 21:41 58.5	22/11/2014 22:46 61.1	23/11/2014 15:51 63.4	24/11/2014 20:56 60.4
16/11/2014 19:36 60.0	18/11/2014 20:41 59.9	20/11/2014 21:46 60.1	22/11/2014 22:51 59.0	23/11/2014 15:56 60.0	24/11/2014 21:01 62.4
16/11/2014 19:41 58.5	18/11/2014 20:46 61.1	20/11/2014 21:51 58.6	22/11/2014 22:56 59.1	23/11/2014 16:01 64.7	24/11/2014 21:06 60.6
16/11/2014 19:46 52.5	18/11/2014 20:51 59.6	20/11/2014 21:56 61.7	23/11/2014 7:01 64.7	23/11/2014 16:06 61.0	24/11/2014 21:11 61.5
16/11/2014 19:51 64.0	18/11/2014 20:56 60.0	20/11/2014 22:01 61.2	23/11/2014 7:06 66.7	23/11/2014 16:11 59.6	24/11/2014 21:16 61.4
16/11/2014 19:56 60.3	18/11/2014 21:01 61.1	20/11/2014 22:06 66.9	23/11/2014 7:11 50.2	23/11/2014 16:16 62.3	24/11/2014 21:21 60.5
16/11/2014 20:01 57.5	18/11/2014 21:06 60.8	20/11/2014 22:11 62.2	23/11/2014 7:16 65.8	23/11/2014 16:21 63.8	24/11/2014 21:26 60.0
16/11/2014 20:06 57.5	18/11/2014 21:11 61.4	20/11/2014 22:16 60.0	23/11/2014 7:21 53.4	23/11/2014 16:26 63.1	24/11/2014 21:31 60.3
16/11/2014 20:11 60.5	18/11/2014 21:16 59.8	20/11/2014 22:21 59.2	23/11/2014 7:26 66.2	23/11/2014 16:31 61.7	24/11/2014 21:36 60.2
16/11/2014 20:16 58.4	18/11/2014 21:21 60.8	20/11/2014 22:26 57.5	23/11/2014 7:31 66.3	23/11/2014 16:36 60.8	24/11/2014 21:41 58.1
16/11/2014 20:21 60.0	18/11/2014 21:26 60.9	20/11/2014 22:31 59.1	23/11/2014 7:36 66.4	23/11/2014 16:41 63.5	24/11/2014 21:46 58.9
16/11/2014 20:26 62.7	18/11/2014 21:31 59.0	20/11/2014 22:36 56.9	23/11/2014 7:41 58.9	23/11/2014 16:46 68.4	24/11/2014 21:51 54.0
16/11/2014 20:31 59.1	18/11/2014 21:36 60.9	20/11/2014 22:41 61.8	23/11/2014 7:46 60.4	23/11/2014 16:51 83.4	24/11/2014 21:56 63.0
16/11/2014 20:36 55.9	18/11/2014 21:41 58.6	20/11/2014 22:46 60.7	23/11/2014 7:51 59.7	23/11/2014 16:56 82.3	24/11/2014 22:01 60.0
16/11/2014 20:41 61.1	18/11/2014 21:46 59.7	20/11/2014 22:51 59.1	23/11/2014 7:56 53.4	23/11/2014 17:01 70.1	24/11/2014 22:06 58.9
16/11/2014 20:46 60.2	18/11/2014 21:51 58.8	20/11/2014 22:56 59.4	23/11/2014 8:01 66.3	23/11/2014 17:06 61.3	24/11/2014 22:11 61.8
16/11/2014 20:51 60.8	18/11/2014 21:56 59.3	21/11/2014 19:01 64.3	23/11/2014 8:06 51.0	23/11/2014 17:11 62.4	24/11/2014 22:16 60.2
16/11/2014 20:56 62.4	18/11/2014 22:01 60.6	21/11/2014 19:06 63.8	23/11/2014 8:11 59.2	23/11/2014 17:16 61.4	24/11/2014 22:21 59.6
16/11/2014 21:01 60.0	18/11/2014 22:06 56.6	21/11/2014 19:11 63.2	23/11/2014 8:16 55.9	23/11/2014 17:21 65.2	24/11/2014 22:26 61.4
16/11/2014 21:06 60.0	18/11/2014 22:11 61.5	21/11/2014 19:16 63.3	23/11/2014 8:21 60.1	23/11/2014 17:26 62.9	24/11/2014 22:31 55.3
16/11/2014 21:11 58.7	18/11/2014 22:16 62.9	21/11/2014 19:21 63.9	23/11/2014 8:26 61.0	23/11/2014 17:31 63.2	24/11/2014 22:36 59.2
16/11/2014 21:16 57.8	18/11/2014 22:21 57.2	21/11/2014 19:26 62.9	23/11/2014 8:31 55.3	23/11/2014 17:36 61.8	24/11/2014 22:41 60.4
16/11/2014 21:21 61.9	18/11/2014 22:26 59.8	21/11/2014 19:31 64.0	23/11/2014 8:36 66.5	23/11/2014 17:41 59.3	24/11/2014 22:46 55.0
16/11/2014 21:26 60.1	18/11/2014 22:31 59.1	21/11/2014 19:36 63.5	23/11/2014 8:41 53.7	23/11/2014 17:46 63.0	24/11/2014 22:51 66.3
16/11/2014 21:31 60.0	18/11/2014 22:36 62.0	21/11/2014 19:41 63.5	23/11/2014 8:46 55.3	23/11/2014 17:51 63.9	24/11/2014 22:56 66.7
16/11/2014 21:36 61.4	18/11/2014 22:41 58.0	21/11/2014 19:46 62.8	23/11/2014 8:51 57.8	25/11/2014 19:01 47.1	25/11/2014 19:06 66.4
16/11/2014 21:41 60.7	18/11/2014 22:46 60.2	21/11/2014 19:51 63.1	23/11/2014 8:56 55.5	25/11/2014 19:06 66.4	25/11/2014 19:11 54.9
16/11/2014 21:46 58.1	18/11/2014 22:51 59.3	21/11/2014 19:56 64.0	23/11/2014 9:01 58.0	25/11/2014 19:16 57.6	25/11/2014 19:21 61.4
16/11/2014 21:51 60.1	18/11/2014 22:56 56.0	21/11/2014 20:01 63.4	23/11/2014 9:06 60.9	25/11/2014 19:26 57.5	25/11/2014 19:26 57.5
16/11/2014 21:56 61.1	19/11/2014 19:01 53.9	21/11/2014 20:06 63.4	23/11/2		

Real-time Noise Data	RTN3 (Po Leung Kuk Yu Lee Mo Fan Memorial School)				
25/11/2014 22:06 58.2		29/10/2014 0:51 61.0	30/10/2014 1:56 55.7	31/10/2014 3:01 62.1	1/11/2014 4:06 60.3
25/11/2014 22:11 60.7	Night time: 23:00-07:00	29/10/2014 0:56 61.8	30/10/2014 2:01 62.9	31/10/2014 3:06 62.3	1/11/2014 4:11 59.7
25/11/2014 22:16 62.6		29/10/2014 1:01 61.3	30/10/2014 2:06 48.6	31/10/2014 3:11 62.7	1/11/2014 4:16 60.4
25/11/2014 22:21 62.3	28/10/2014 0:01 63.4	29/10/2014 1:06 57.7	30/10/2014 2:11 63.1	31/10/2014 3:16 61.9	1/11/2014 4:21 58.8
25/11/2014 22:26 61.7	28/10/2014 0:06 62.0	29/10/2014 1:11 57.4	30/10/2014 2:16 60.2	31/10/2014 3:21 62.0	1/11/2014 4:26 58.3
25/11/2014 22:31 60.8	28/10/2014 0:11 62.3	29/10/2014 1:16 60.0	30/10/2014 2:21 63.0	31/10/2014 3:26 62.8	1/11/2014 4:31 60.7
25/11/2014 22:36 57.0	28/10/2014 0:16 63.2	29/10/2014 1:21 61.1	30/10/2014 2:26 62.2	31/10/2014 3:31 62.8	1/11/2014 4:36 60.4
25/11/2014 22:41 58.9	28/10/2014 0:21 60.6	29/10/2014 1:26 59.3	30/10/2014 2:31 47.6	31/10/2014 3:36 61.6	1/11/2014 4:41 58.9
25/11/2014 22:46 59.4	28/10/2014 0:26 60.9	29/10/2014 1:31 59.9	30/10/2014 2:36 62.5	31/10/2014 3:41 61.1	1/11/2014 4:46 59.1
25/11/2014 22:51 60.2	28/10/2014 0:31 62.2	29/10/2014 1:36 51.5	30/10/2014 2:41 62.4	31/10/2014 3:46 62.8	1/11/2014 4:51 61.0
25/11/2014 22:56 57.2	28/10/2014 0:36 60.5	29/10/2014 1:41 56.1	30/10/2014 2:46 61.5	31/10/2014 3:51 61.6	1/11/2014 4:56 59.0
26/11/2014 19:01 62.7	28/10/2014 0:41 60.3	29/10/2014 1:46 56.0	30/10/2014 2:51 62.4	31/10/2014 3:56 62.4	1/11/2014 5:01 58.4
26/11/2014 19:06 62.5	28/10/2014 0:46 62.1	29/10/2014 1:51 62.9	30/10/2014 2:56 62.4	31/10/2014 4:01 60.5	1/11/2014 5:06 61.0
26/11/2014 19:11 63.5	28/10/2014 0:51 60.8	29/10/2014 1:56 50.5	30/10/2014 3:01 52.5	31/10/2014 4:06 61.8	1/11/2014 5:11 58.5
26/11/2014 19:16 63.8	28/10/2014 0:56 58.9	29/10/2014 2:01 62.9	30/10/2014 3:06 62.8	31/10/2014 4:11 61.8	1/11/2014 5:16 58.5
26/11/2014 19:21 63.6	28/10/2014 1:01 62.8	29/10/2014 2:06 63.0	30/10/2014 3:11 61.8	31/10/2014 4:16 61.6	1/11/2014 5:21 58.6
26/11/2014 19:26 64.6	28/10/2014 1:06 59.3	29/10/2014 2:11 42.8	30/10/2014 3:16 61.3	31/10/2014 4:21 61.4	1/11/2014 5:26 58.1
26/11/2014 19:31 64.7	28/10/2014 1:11 58.0	29/10/2014 2:16 62.2	30/10/2014 3:21 61.1	31/10/2014 4:26 62.1	1/11/2014 5:31 60.7
26/11/2014 19:36 60.8	28/10/2014 1:16 58.3	29/10/2014 2:21 49.8	30/10/2014 3:26 61.1	31/10/2014 4:31 62.3	1/11/2014 5:36 59.5
26/11/2014 19:41 59.2	28/10/2014 1:21 56.7	29/10/2014 2:26 63.0	30/10/2014 3:31 62.8	31/10/2014 4:36 61.2	1/11/2014 5:41 60.1
26/11/2014 19:46 58.4	28/10/2014 1:26 55.5	29/10/2014 2:31 62.2	30/10/2014 3:36 60.0	31/10/2014 4:41 61.9	1/11/2014 5:46 58.7
26/11/2014 19:51 61.7	28/10/2014 1:31 53.6	29/10/2014 2:36 61.8	30/10/2014 3:41 61.0	31/10/2014 4:46 61.9	1/11/2014 5:51 62.1
26/11/2014 19:56 59.7	28/10/2014 1:36 57.7	29/10/2014 2:41 62.1	30/10/2014 3:46 61.8	31/10/2014 4:51 63.0	1/11/2014 5:56 60.2
26/11/2014 20:01 61.8	28/10/2014 1:41 55.5	29/10/2014 2:46 61.6	30/10/2014 3:51 61.1	31/10/2014 4:56 61.6	1/11/2014 6:01 62.5
26/11/2014 20:06 60.8	28/10/2014 1:46 51.9	29/10/2014 2:51 62.4	30/10/2014 3:56 60.6	31/10/2014 5:01 61.4	1/11/2014 6:06 62.1
26/11/2014 20:11 60.1	28/10/2014 1:51 62.6	29/10/2014 2:56 62.4	30/10/2014 4:01 60.9	31/10/2014 5:06 60.5	1/11/2014 6:11 60.6
26/11/2014 20:16 63.8	28/10/2014 1:56 62.4	29/10/2014 3:01 62.6	30/10/2014 4:06 61.4	31/10/2014 5:11 62.9	1/11/2014 6:16 63.5
26/11/2014 20:21 61.6	28/10/2014 2:01 62.7	29/10/2014 3:06 61.5	30/10/2014 4:11 61.7	31/10/2014 5:16 62.5	1/11/2014 6:21 62.0
26/11/2014 20:26 58.9	28/10/2014 2:06 50.8	29/10/2014 3:11 61.4	30/10/2014 4:16 61.5	31/10/2014 5:21 62.5	1/11/2014 6:26 64.5
26/11/2014 20:31 58.4	28/10/2014 2:11 60.7	29/10/2014 3:16 62.4	30/10/2014 4:21 61.3	31/10/2014 5:26 62.5	1/11/2014 6:31 63.0
26/11/2014 20:36 58.7	28/10/2014 2:16 51.5	29/10/2014 3:21 60.6	30/10/2014 4:26 61.7	31/10/2014 5:31 56.3	1/11/2014 6:36 64.3
26/11/2014 20:41 60.6	28/10/2014 2:21 62.5	29/10/2014 3:26 61.5	30/10/2014 4:31 60.9	31/10/2014 5:36 62.6	1/11/2014 6:41 64.1
26/11/2014 20:46 62.8	28/10/2014 2:26 47.6	29/10/2014 3:31 62.0	30/10/2014 4:36 61.8	31/10/2014 5:41 55.6	1/11/2014 6:46 64.4
26/11/2014 20:51 64.7	28/10/2014 2:31 61.9	29/10/2014 3:36 61.9	30/10/2014 4:41 61.5	31/10/2014 5:46 47.2	1/11/2014 6:51 65.9
26/11/2014 20:56 62.3	28/10/2014 2:36 62.4	29/10/2014 3:41 61.0	30/10/2014 4:46 61.1	31/10/2014 5:51 56.4	1/11/2014 6:56 64.0
26/11/2014 21:01 59.8	28/10/2014 2:41 62.4	29/10/2014 3:46 61.8	30/10/2014 4:51 61.1	31/10/2014 5:56 56.1	1/11/2014 23:01 65.0
26/11/2014 21:06 56.5	28/10/2014 2:46 62.0	29/10/2014 3:51 61.7	30/10/2014 4:56 61.9	31/10/2014 6:01 60.4	1/11/2014 23:06 64.5
26/11/2014 21:11 60.8	28/10/2014 2:51 62.3	29/10/2014 3:56 62.2	30/10/2014 5:01 61.9	31/10/2014 6:06 60.4	1/11/2014 23:11 64.5
26/11/2014 21:16 56.6	28/10/2014 2:56 60.9	29/10/2014 4:01 61.3	30/10/2014 5:06 62.4	31/10/2014 6:11 60.2	1/11/2014 23:16 65.2
26/11/2014 21:21 60.1	28/10/2014 3:01 62.6	29/10/2014 4:06 61.2	30/10/2014 5:11 61.7	31/10/2014 6:16 61.0	1/11/2014 23:21 65.7
26/11/2014 21:26 58.6	28/10/2014 3:06 61.3	29/10/2014 4:11 61.6	30/10/2014 5:16 62.6	31/10/2014 6:21 62.8	1/11/2014 23:26 66.2
26/11/2014 21:31 61.2	28/10/2014 3:11 61.4	29/10/2014 4:16 60.7	30/10/2014 5:21 62.6	31/10/2014 6:26 64.3	1/11/2014 23:31 64.4
26/11/2014 21:36 62.0	28/10/2014 3:16 60.8	29/10/2014 4:21 62.5	30/10/2014 5:26 53.5	31/10/2014 6:31 64.7	1/11/2014 23:36 66.4
26/11/2014 21:41 60.0	28/10/2014 3:21 62.4	29/10/2014 4:26 61.1	30/10/2014 5:31 62.6	31/10/2014 6:36 65.6	1/11/2014 23:41 64.4
26/11/2014 21:46 59.6	28/10/2014 3:26 60.2	29/10/2014 4:31 61.7	30/10/2014 5:36 63.1	31/10/2014 6:41 66.4	1/11/2014 23:46 65.2
26/11/2014 21:51 57.5	28/10/2014 3:31 62.7	29/10/2014 4:36 61.2	30/10/2014 5:41 52.8	31/10/2014 6:46 66.6	1/11/2014 23:51 64.3
26/11/2014 21:56 61.8	28/10/2014 3:36 61.6	29/10/2014 4:41 61.6	30/10/2014 5:46 56.2	31/10/2014 6:51 66.0	1/11/2014 23:56 64.3
26/11/2014 22:01 56.6	28/10/2014 3:41 61.9	29/10/2014 4:46 61.0	30/10/2014 5:51 58.4	31/10/2014 6:56 67.7	2/11/2014 0:01 64.0
26/11/2014 22:06 52.0	28/10/2014 3:46 61.5	29/10/2014 4:51 62.3	30/10/2014 5:56 57.2	31/10/2014 7:01 66.4	2/11/2014 0:06 63.3
26/11/2014 22:11 60.5	28/10/2014 3:51 61.0	29/10/2014 4:56 61.4	30/10/2014 6:01 60.5	31/10/2014 23:06 65.7	2/11/2014 0:11 64.4
26/11/2014 22:16 59.4	28/10/2014 3:56 62.2	29/10/2014 5:01 61.8	30/10/2014 6:06 59.4	31/10/2014 23:11 64.2	2/11/2014 0:16 63.3
26/11/2014 22:21 54.9	28/10/2014 4:01 60.5	29/10/2014 5:06 62.1	30/10/2014 6:11 59.6	31/10/2014 23:16 66.9	2/11/2014 0:21 64.6
26/11/2014 22:26 59.7	28/10/2014 4:06 62.5	29/10/2014 5:11 61.2	30/10/2014 6:16 63.1	31/10/2014 23:21 64.7	2/11/2014 0:26 65.8
26/11/2014 22:31 61.7	28/10/2014 4:11 61.1	29/10/2014 5:16 62.5	30/10/2014 6:21 63.0	31/10/2014 23:26 65.2	2/11/2014 0:31 67.0
26/11/2014 22:36 61.4	28/10/2014 4:16 63.0	29/10/2014 5:21 62.9	30/10/2014 6:26 63.8	31/10/2014 23:31 65.4	2/11/2014 0:36 63.3
26/11/2014 22:41 61.8	28/10/2014 4:21 62.0	29/10/2014 5:26 61.2	30/10/2014 6:31 64.8	31/10/2014 23:36 65.8	2/11/2014 0:41 64.0
26/11/2014 22:46 59.6	28/10/2014 4:26 62.0	29/10/2014 5:31 53.1	30/10/2014 6:36 65.1	31/10/2014 23:41 65.6	2/11/2014 0:46 62.9
26/11/2014 22:51 61.8	28/10/2014 4:31 62.3	29/10/2014 5:36 55.8	30/10/2014 6:41 66.1	31/10/2014 23:46 64.5	2/11/2014 0:51 61.2
26/11/2014 22:56 62.3	28/10/2014 4:36 61.7	29/10/2014 5:41 55.7	30/10/2014 6:46 66.5	31/10/2014 23:51 65.3	2/11/2014 0:56 63.6
27/11/2014 19:01 63.9	28/10/2014 4:41 61.9	29/10/2014 5:46 55.9	30/10/2014 6:51 66.3	31/10/2014 23:56 65.2	2/11/2014 1:01 62.0
27/11/2014 19:06 64.3	28/10/2014 4:46 61.3	29/10/2014 5:51 60.4	30/10/2014 6:56 67.5	1/11/2014 0:01 65.3	2/11/2014 1:06 63.0
27/11/2014 19:11 64.7	28/10/2014 4:51 61.9	29/10/2014 5:56 59.0	30/10/2014 7:01 64.8	1/11/2014 0:06 64.4	2/11/2014 1:11 61.7
27/11/2014 19:16 64.0	28/10/2014 4:56 61.0	29/10/2014 6:01 59.7	30/10/2014 23:06 64.3	1/11/2014 0:11 64.2	2/11/2014 1:16 61.2
27/11/2014 19:21 64.1	28/10/2014 5:01 62.0	29/10/2014 6:06 58.4	30/10/2014 23:11 65.5	1/11/2014 0:16 64.5	2/11/2014 1:21 61.5
27/11/2014 19:26 66.0	28/10/2014 5:06 62.5	29/10/2014 6:11 58.9	30/10/2014 23:16 64.8	1/11/2014 0:21 64.5	2/11/2014 1:26 61.1
27/11/2014 19:31 64.3	28/10/2014 5:11 62.3	29/10/2014 6:16 62.3	30/10/2014 23:21 64.4	1/11/2014 0:26 64.7	2/11/2014 1:31 59.5
27/11/2014 19:36 66.3	28/10/2014 5:16 61.9	29/10/2014 6:21 62.3	30/10/2014 23:26 64.7	1/11/2014 0:31 64.7	2/11/2014 1:36 61.1
27/11/2014 19:41 63.8	28/10/2014 5:21 62.9	29/10/2014 6:26 63.5	30/10/2014 23:31 64.3	1/11/2014 0:36 64.0	2/11/2014 1:41 61.0
27/11/2014 19:46 65.4	28/10/2014 5:26 63.1	29/10/2014 6:31 63.8	30/10/2014 23:36 65.0	1/11/2014 0:41 63.7	2/11/2014 1:46 59.6
27/11/2014 19:51 65.1	28/10/2014 5:31 62.9	29/10/2014 6:36 63.8	30/10/2014 23:41 64.0	1/11/2014 0:46 63.4	2/11/2014 1:51 60.3
27/11/2014 19:56 65.7	28/10/2014 5:36 51.9	29/10/2014 6:41 66.5	30/10/2014 23:46 64.9	1/11/2014 0:51 64.3	2/11/2014 1:56 59.0
27/11/2014 20:01 66.0	28/10/2014 5:41 46.3	29/10/2014 6:46 64.7	30/10/2014 23:51 64.8	1/11/2014 0:56 63.0	2/11/2014 2:01 60.2
27/11/2014 20:06 66.7	28/10/2014 5:46 54.4	29/10/2014 6:51 66.3	30/10/2014 23:56 66.2	1/11/2014 1:01 62.5	2/11/2014 2:06 60.6
27/11/2014 20:11 66.0	28/10/2014 5:51 58.4	29/10/2014 6:56 66.9	31/10/2014 0:01 63.3	1/11/2014 1:06 64.0	2/11/2014 2:11 60.5
27/11/2014 20:16 65.3	28/10/2014 5:56 59.9	29/10/2014 23:01 65.0	31/10/2014 0:06 62.8	1/11/2014 1:11 64.9	2/11/2014 2:16 60.6
27/11/2014 20:21 66.2	28/10/2014 6:01 58.1	29/10/2014 23:06 64.8	31/10/2014 0:11		

Real-time Noise Data		RTN3 (Po Leung Kuk Yu Lee Mo Fan Memorial School)									
2/11/2014 5:11	63.1	3/11/2014 6:16	62.1	4/11/2014 23:21	65.2	6/11/2014 0:26	62.4	7/11/2014 1:31	55.4	8/11/2014 2:36	65.0
2/11/2014 5:16	63.0	3/11/2014 6:21	62.4	4/11/2014 23:26	64.9	6/11/2014 0:31	62.1	7/11/2014 1:36	52.7	8/11/2014 2:41	64.1
2/11/2014 5:21	62.8	3/11/2014 6:26	63.8	4/11/2014 23:31	64.2	6/11/2014 0:36	62.1	7/11/2014 1:41	54.9	8/11/2014 2:46	64.2
2/11/2014 5:26	62.9	3/11/2014 6:31	65.3	4/11/2014 23:36	64.0	6/11/2014 0:41	62.1	7/11/2014 1:46	51.0	8/11/2014 2:51	64.5
2/11/2014 5:31	62.7	3/11/2014 6:36	64.7	4/11/2014 23:41	64.0	6/11/2014 0:46	61.3	7/11/2014 1:51	52.9	8/11/2014 2:56	64.0
2/11/2014 5:36	55.7	3/11/2014 6:41	65.5	4/11/2014 23:46	63.1	6/11/2014 0:51	60.6	7/11/2014 1:56	62.7	8/11/2014 3:01	64.3
2/11/2014 5:41	57.0	3/11/2014 6:46	66.1	4/11/2014 23:51	64.4	6/11/2014 0:56	57.5	7/11/2014 2:01	62.5	8/11/2014 3:06	65.1
2/11/2014 5:46	62.4	3/11/2014 6:51	66.4	4/11/2014 23:56	63.5	6/11/2014 1:01	58.3	7/11/2014 2:06	61.9	8/11/2014 3:11	64.6
2/11/2014 5:51	53.6	3/11/2014 6:56	67.0	5/11/2014 0:01	62.2	6/11/2014 1:06	58.2	7/11/2014 2:11	62.0	8/11/2014 3:16	64.5
2/11/2014 5:56	58.5	3/11/2014 23:01	62.2	5/11/2014 0:06	62.6	6/11/2014 1:11	61.2	7/11/2014 2:16	62.8	8/11/2014 3:21	63.8
2/11/2014 6:01	58.6	3/11/2014 23:06	65.2	5/11/2014 0:11	61.2	6/11/2014 1:16	57.3	7/11/2014 2:21	62.6	8/11/2014 3:26	63.4
2/11/2014 6:06	50.5	3/11/2014 23:11	63.9	5/11/2014 0:16	63.7	6/11/2014 1:21	60.6	7/11/2014 2:26	62.8	8/11/2014 3:31	63.3
2/11/2014 6:11	57.4	3/11/2014 23:16	64.9	5/11/2014 0:21	63.0	6/11/2014 1:26	58.8	7/11/2014 2:31	62.4	8/11/2014 3:36	63.7
2/11/2014 6:16	59.5	3/11/2014 23:21	64.7	5/11/2014 0:26	62.6	6/11/2014 1:31	55.9	7/11/2014 2:36	48.8	8/11/2014 3:41	62.9
2/11/2014 6:21	60.6	3/11/2014 23:26	64.6	5/11/2014 0:31	63.5	6/11/2014 1:36	58.8	7/11/2014 2:41	62.9	8/11/2014 3:46	62.3
2/11/2014 6:26	61.2	3/11/2014 23:31	64.7	5/11/2014 0:36	62.7	6/11/2014 1:41	53.2	7/11/2014 2:46	62.7	8/11/2014 3:51	62.0
2/11/2014 6:31	68.8	3/11/2014 23:36	63.9	5/11/2014 0:41	61.2	6/11/2014 1:46	57.2	7/11/2014 2:51	62.5	8/11/2014 3:56	61.2
2/11/2014 6:36	61.9	3/11/2014 23:41	64.9	5/11/2014 0:46	63.2	6/11/2014 1:51	52.6	7/11/2014 2:56	62.8	8/11/2014 4:01	62.1
2/11/2014 6:41	62.3	3/11/2014 23:46	63.4	5/11/2014 0:51	61.5	6/11/2014 1:56	63.0	7/11/2014 3:01	62.4	8/11/2014 4:06	62.9
2/11/2014 6:46	62.2	3/11/2014 23:51	63.3	5/11/2014 0:56	60.4	6/11/2014 2:01	55.0	7/11/2014 3:06	62.9	8/11/2014 4:11	63.6
2/11/2014 6:51	64.2	3/11/2014 23:56	63.4	5/11/2014 1:01	60.2	6/11/2014 2:06	55.8	7/11/2014 3:11	62.6	8/11/2014 4:16	64.3
2/11/2014 6:56	62.7	4/11/2014 0:01	60.7	5/11/2014 1:06	59.7	6/11/2014 2:11	62.6	7/11/2014 3:16	62.9	8/11/2014 4:21	63.3
2/11/2014 23:01	64.0	4/11/2014 0:06	63.0	5/11/2014 1:11	59.6	6/11/2014 2:16	64.1	7/11/2014 3:21	61.5	8/11/2014 4:26	63.2
2/11/2014 23:06	63.4	4/11/2014 0:11	62.9	5/11/2014 1:16	57.6	6/11/2014 2:21	52.3	7/11/2014 3:26	62.4	8/11/2014 4:31	63.6
2/11/2014 23:11	63.4	4/11/2014 0:16	61.4	5/11/2014 1:21	58.8	6/11/2014 2:26	62.7	7/11/2014 3:31	53.2	8/11/2014 4:36	62.1
2/11/2014 23:16	65.6	4/11/2014 0:21	63.5	5/11/2014 1:26	59.9	6/11/2014 2:31	62.6	7/11/2014 3:36	62.5	8/11/2014 4:41	61.2
2/11/2014 23:21	65.2	4/11/2014 0:26	63.8	5/11/2014 1:31	57.3	6/11/2014 2:36	44.5	7/11/2014 3:41	62.4	8/11/2014 4:46	61.8
2/11/2014 23:26	64.5	4/11/2014 0:31	60.9	5/11/2014 1:36	53.6	6/11/2014 2:41	62.8	7/11/2014 3:46	61.6	8/11/2014 4:51	60.7
2/11/2014 23:31	64.7	4/11/2014 0:36	62.8	5/11/2014 1:41	62.5	6/11/2014 2:46	62.3	7/11/2014 3:51	61.0	8/11/2014 4:56	60.9
2/11/2014 23:36	64.3	4/11/2014 0:41	60.4	5/11/2014 1:46	59.1	6/11/2014 2:51	62.2	7/11/2014 3:56	62.4	8/11/2014 5:01	61.8
2/11/2014 23:41	63.8	4/11/2014 0:46	60.6	5/11/2014 1:51	58.0	6/11/2014 2:56	62.7	7/11/2014 4:01	59.6	8/11/2014 5:06	60.5
2/11/2014 23:46	63.5	4/11/2014 0:51	59.9	5/11/2014 1:56	55.6	6/11/2014 3:01	61.9	7/11/2014 4:06	62.5	8/11/2014 5:11	65.3
2/11/2014 23:51	62.5	4/11/2014 0:56	59.5	5/11/2014 2:01	55.4	6/11/2014 3:06	62.6	7/11/2014 4:11	62.2	8/11/2014 5:16	62.4
2/11/2014 23:56	63.6	4/11/2014 1:01	61.3	5/11/2014 2:06	63.0	6/11/2014 3:11	65.4	7/11/2014 4:16	61.5	8/11/2014 5:21	63.4
3/11/2014 0:01	63.2	4/11/2014 1:06	57.2	5/11/2014 2:11	62.2	6/11/2014 3:16	61.8	7/11/2014 4:21	55.5	8/11/2014 5:26	62.1
3/11/2014 0:06	63.5	4/11/2014 1:11	59.2	5/11/2014 2:16	63.0	6/11/2014 3:21	55.3	7/11/2014 4:26	62.0	8/11/2014 5:31	62.6
3/11/2014 0:11	61.9	4/11/2014 1:16	57.2	5/11/2014 2:21	53.4	6/11/2014 3:26	61.8	7/11/2014 4:31	62.2	8/11/2014 5:36	63.6
3/11/2014 0:16	61.6	4/11/2014 1:21	60.7	5/11/2014 2:26	62.6	6/11/2014 3:31	62.6	7/11/2014 4:36	62.5	8/11/2014 5:41	65.1
3/11/2014 0:21	61.2	4/11/2014 1:26	58.9	5/11/2014 2:31	56.8	6/11/2014 3:36	63.0	7/11/2014 4:41	60.3	8/11/2014 5:46	64.3
3/11/2014 0:26	61.7	4/11/2014 1:31	58.0	5/11/2014 2:36	63.0	6/11/2014 3:41	62.3	7/11/2014 4:46	62.8	8/11/2014 5:51	66.5
3/11/2014 0:31	61.6	4/11/2014 1:36	52.5	5/11/2014 2:41	49.4	6/11/2014 3:46	62.3	7/11/2014 4:51	62.7	8/11/2014 5:56	65.3
3/11/2014 0:36	61.6	4/11/2014 1:41	54.4	5/11/2014 2:46	62.6	6/11/2014 3:51	61.2	7/11/2014 4:56	61.8	8/11/2014 6:01	64.5
3/11/2014 0:41	59.7	4/11/2014 1:46	59.2	5/11/2014 2:51	53.7	6/11/2014 3:56	61.1	7/11/2014 5:01	62.5	8/11/2014 6:06	63.2
3/11/2014 0:46	59.3	4/11/2014 1:51	50.3	5/11/2014 2:56	62.1	6/11/2014 4:01	61.0	7/11/2014 5:06	62.8	8/11/2014 6:11	63.2
3/11/2014 0:51	61.5	4/11/2014 1:56	62.9	5/11/2014 3:01	62.1	6/11/2014 4:06	61.7	7/11/2014 5:11	49.4	8/11/2014 6:16	64.6
3/11/2014 0:56	55.1	4/11/2014 2:01	62.8	5/11/2014 3:06	62.9	6/11/2014 4:11	61.6	7/11/2014 5:16	56.7	8/11/2014 6:21	66.0
3/11/2014 1:01	56.9	4/11/2014 2:06	62.8	5/11/2014 3:11	62.2	6/11/2014 4:16	61.9	7/11/2014 5:21	63.0	8/11/2014 6:26	65.8
3/11/2014 1:06	50.0	4/11/2014 2:11	63.0	5/11/2014 3:16	62.4	6/11/2014 4:21	53.7	7/11/2014 5:26	50.0	8/11/2014 6:31	65.4
3/11/2014 1:11	54.8	4/11/2014 2:16	45.8	5/11/2014 3:21	61.6	6/11/2014 4:26	61.6	7/11/2014 5:31	48.6	8/11/2014 6:36	67.0
3/11/2014 1:16	63.1	4/11/2014 2:21	63.0	5/11/2014 3:26	61.5	6/11/2014 4:31	60.7	7/11/2014 5:36	52.6	8/11/2014 6:41	66.4
3/11/2014 1:21	56.6	4/11/2014 2:26	62.7	5/11/2014 3:31	61.8	6/11/2014 4:36	60.6	7/11/2014 5:41	57.0	8/11/2014 6:46	67.3
3/11/2014 1:26	56.2	4/11/2014 2:31	48.3	5/11/2014 3:36	62.0	6/11/2014 4:41	61.1	7/11/2014 5:46	60.9	8/11/2014 6:51	67.7
3/11/2014 1:31	63.0	4/11/2014 2:36	61.9	5/11/2014 3:41	60.4	6/11/2014 4:46	62.1	7/11/2014 5:51	58.4	8/11/2014 6:56	68.6
3/11/2014 1:36	62.7	4/11/2014 2:41	62.2	5/11/2014 3:46	62.0	6/11/2014 4:51	62.2	7/11/2014 5:56	58.9	8/11/2014 23:01	68.4
3/11/2014 1:41	47.2	4/11/2014 2:46	62.1	5/11/2014 3:51	61.3	6/11/2014 4:56	62.2	7/11/2014 6:01	61.8	8/11/2014 23:06	68.3
3/11/2014 1:46	62.9	4/11/2014 2:51	60.8	5/11/2014 3:56	61.6	6/11/2014 5:01	61.2	7/11/2014 6:06	63.5	8/11/2014 23:11	67.2
3/11/2014 1:51	62.3	4/11/2014 2:56	61.8	5/11/2014 4:01	61.9	6/11/2014 5:06	62.3	7/11/2014 6:11	61.8	8/11/2014 23:16	67.7
3/11/2014 1:56	62.4	4/11/2014 3:01	61.0	5/11/2014 4:06	61.5	6/11/2014 5:11	62.2	7/11/2014 6:16	63.1	8/11/2014 23:21	68.4
3/11/2014 2:01	62.3	4/11/2014 3:06	63.0	5/11/2014 4:11	61.7	6/11/2014 5:16	60.4	7/11/2014 6:21	63.1	8/11/2014 23:26	67.4
3/11/2014 2:06	62.5	4/11/2014 3:11	61.6	5/11/2014 4:16	61.1	6/11/2014 5:21	61.6	7/11/2014 6:26	65.0	8/11/2014 23:31	67.8
3/11/2014 2:11	61.1	4/11/2014 3:16	61.1	5/11/2014 4:21	61.0	6/11/2014 5:26	62.5	7/11/2014 6:31	65.5	8/11/2014 23:36	67.6
3/11/2014 2:16	62.4	4/11/2014 3:21	61.6	5/11/2014 4:26	61.0	6/11/2014 5:31	44.5	7/11/2014 6:36	65.9	8/11/2014 23:41	67.5
3/11/2014 2:21	62.3	4/11/2014 3:26	60.3	5/11/2014 4:31	62.2	6/11/2014 5:36	62.4	7/11/2014 6:41	68.8	8/11/2014 23:46	67.3
3/11/2014 2:26	62.5	4/11/2014 3:31	60.9	5/11/2014 4:36	62.1	6/11/2014 5:41	52.8	7/11/2014 6:46	67.3	8/11/2014 23:51	67.3
3/11/2014 2:31	61.8	4/11/2014 3:36	61.1	5/11/2014 4:41	61.6	6/11/2014 5:46	52.3	7/11/2014 6:51	71.7	8/11/2014 23:56	67.0
3/11/2014 2:36	62.0	4/11/2014 3:41	61.1	5/11/2014 4:46	60.5	6/11/2014 5:51	57.6	7/11/2014 6:56	69.2	9/11/2014 0:01	67.7
3/11/2014 2:41	61.0	4/11/2014 3:46	61.8	5/11/2014 4:51	61.7	6/11/2014 5:56	61.0	7/11/2014 23:01	68.6	9/11/2014 0:06	67.1
3/11/2014 2:46	61.7	4/11/2014 3:51	60.6	5/11/2014 4:56	62.0	6/11/2014 6:01	63.5	7/11/2014 23:06	68.2	9/11/2014 0:11	66.8
3/11/2014 2:51	60.2	4/11/2014 3:56	62.2	5/11/2014 5:01	61.3	6/11/2014 6:06	60.3	7/11/2014 23:11	68.5	9/11/2014 0:16	67.6
3/11/2014 2:56	62.1	4/11/2014 4:01	61.1	5/11/2014 5:06	61.8	6/11/2014 6:11	58.5	7/11/2014 23:16	67.7	9/11/2014 0:21	67.0
3/11/2014 3:01	60.2	4/11/2014 4:06	62.4	5/11/2014 5:11	62.5	6/11/2014 6:16	61.2	7/11/2014 23:21	67		

Real-time Noise Data		RTN3 (Po Leung Kuk Yu Lee Mo Fan Memorial School)									
9/11/2014 3:41	61.2	10/11/2014 4:46	61.0	11/11/2014 5:51	53.9	12/11/2014 6:56	67.6	14/11/2014 0:01	60.5	15/11/2014 1:06	58.6
9/11/2014 3:46	60.1	10/11/2014 4:51	61.2	11/11/2014 5:56	61.2	12/11/2014 23:01	66.4	14/11/2014 0:06	60.0	15/11/2014 1:11	57.3
9/11/2014 3:51	60.7	10/11/2014 4:56	62.7	11/11/2014 6:01	59.1	12/11/2014 23:06	65.5	14/11/2014 0:11	62.6	15/11/2014 1:16	62.1
9/11/2014 3:56	60.9	10/11/2014 5:01	61.2	11/11/2014 6:06	60.2	12/11/2014 23:11	63.3	14/11/2014 0:16	62.7	15/11/2014 1:21	59.0
9/11/2014 4:01	61.7	10/11/2014 5:06	61.1	11/11/2014 6:11	60.8	12/11/2014 23:16	62.3	14/11/2014 0:21	61.8	15/11/2014 1:26	46.3
9/11/2014 4:06	59.4	10/11/2014 5:11	61.9	11/11/2014 6:16	62.8	12/11/2014 23:21	60.8	14/11/2014 0:26	61.8	15/11/2014 1:31	60.4
9/11/2014 4:11	60.9	10/11/2014 5:16	61.7	11/11/2014 6:21	62.3	12/11/2014 23:26	61.4	14/11/2014 0:31	63.0	15/11/2014 1:36	58.8
9/11/2014 4:16	61.0	10/11/2014 5:21	61.7	11/11/2014 6:26	64.5	12/11/2014 23:31	57.9	14/11/2014 0:36	62.1	15/11/2014 1:41	62.9
9/11/2014 4:21	59.7	10/11/2014 5:26	63.0	11/11/2014 6:31	64.2	12/11/2014 23:36	59.5	14/11/2014 0:41	60.3	15/11/2014 1:46	62.1
9/11/2014 4:26	60.3	10/11/2014 5:31	62.4	11/11/2014 6:36	64.7	12/11/2014 23:41	60.2	14/11/2014 0:46	58.8	15/11/2014 1:51	52.5
9/11/2014 4:31	58.5	10/11/2014 5:36	56.6	11/11/2014 6:41	66.5	12/11/2014 23:46	61.6	14/11/2014 0:51	60.2	15/11/2014 1:56	56.5
9/11/2014 4:36	58.0	10/11/2014 5:41	53.9	11/11/2014 6:46	68.0	12/11/2014 23:51	63.4	14/11/2014 0:56	57.9	15/11/2014 2:01	59.6
9/11/2014 4:41	55.8	10/11/2014 5:46	53.9	11/11/2014 6:51	69.3	12/11/2014 23:56	62.7	14/11/2014 1:01	61.1	15/11/2014 2:06	59.2
9/11/2014 4:46	59.4	10/11/2014 5:51	54.4	11/11/2014 6:56	67.1	13/11/2014 0:01	60.0	14/11/2014 1:06	58.8	15/11/2014 2:11	59.7
9/11/2014 4:51	60.6	10/11/2014 5:56	54.1	11/11/2014 23:01	65.0	13/11/2014 0:06	60.8	14/11/2014 1:11	61.9	15/11/2014 2:16	59.3
9/11/2014 4:56	62.6	10/11/2014 6:01	55.8	11/11/2014 23:06	64.8	13/11/2014 0:11	59.6	14/11/2014 1:16	58.2	15/11/2014 2:21	56.4
9/11/2014 5:01	59.5	10/11/2014 6:06	61.1	11/11/2014 23:11	64.6	13/11/2014 0:16	60.8	14/11/2014 1:21	60.0	15/11/2014 2:26	58.5
9/11/2014 5:06	57.8	10/11/2014 6:11	60.8	11/11/2014 23:16	64.7	13/11/2014 0:21	59.4	14/11/2014 1:26	60.1	15/11/2014 2:31	57.4
9/11/2014 5:11	55.9	10/11/2014 6:16	60.4	11/11/2014 23:21	65.3	13/11/2014 0:26	61.0	14/11/2014 1:31	61.8	15/11/2014 2:36	56.8
9/11/2014 5:16	58.6	10/11/2014 6:21	63.1	11/11/2014 23:26	65.0	13/11/2014 0:31	57.7	14/11/2014 1:36	59.6	15/11/2014 2:41	57.8
9/11/2014 5:21	59.8	10/11/2014 6:26	62.9	11/11/2014 23:31	64.5	13/11/2014 0:36	57.0	14/11/2014 1:41	58.4	15/11/2014 2:46	56.0
9/11/2014 5:26	57.2	10/11/2014 6:31	65.7	11/11/2014 23:36	64.3	13/11/2014 0:41	55.3	14/11/2014 1:46	57.1	15/11/2014 2:51	50.0
9/11/2014 5:31	59.6	10/11/2014 6:36	65.0	11/11/2014 23:41	64.9	13/11/2014 0:46	63.0	14/11/2014 1:51	58.3	15/11/2014 2:56	52.2
9/11/2014 5:36	60.0	10/11/2014 6:41	65.3	11/11/2014 23:46	64.9	13/11/2014 0:51	55.3	14/11/2014 1:56	63.0	15/11/2014 3:01	62.8
9/11/2014 5:41	62.0	10/11/2014 6:46	66.0	11/11/2014 23:51	63.8	13/11/2014 0:56	54.1	14/11/2014 2:01	59.8	15/11/2014 3:06	51.2
9/11/2014 5:46	60.8	10/11/2014 6:51	67.1	11/11/2014 23:56	64.5	13/11/2014 1:01	57.6	14/11/2014 2:06	56.8	15/11/2014 3:11	57.9
9/11/2014 5:51	60.1	10/11/2014 6:56	67.6	12/11/2014 0:01	64.1	13/11/2014 1:06	56.3	14/11/2014 2:11	62.6	15/11/2014 3:16	59.5
9/11/2014 5:56	62.8	10/11/2014 23:01	66.1	12/11/2014 0:06	64.0	13/11/2014 1:11	59.2	14/11/2014 2:16	55.9	15/11/2014 3:21	55.0
9/11/2014 6:01	61.6	10/11/2014 23:06	65.7	12/11/2014 0:11	64.3	13/11/2014 1:16	57.5	14/11/2014 2:21	48.6	15/11/2014 3:26	58.9
9/11/2014 6:06	59.9	10/11/2014 23:11	65.1	12/11/2014 0:16	63.6	13/11/2014 1:21	59.0	14/11/2014 2:26	55.9	15/11/2014 3:31	60.4
9/11/2014 6:11	61.7	10/11/2014 23:16	64.3	12/11/2014 0:21	64.1	13/11/2014 1:26	54.1	14/11/2014 2:31	50.5	15/11/2014 3:36	59.3
9/11/2014 6:16	61.0	10/11/2014 23:21	65.4	12/11/2014 0:26	62.9	13/11/2014 1:31	56.0	14/11/2014 2:36	59.6	15/11/2014 3:41	53.4
9/11/2014 6:21	60.6	10/11/2014 23:26	65.8	12/11/2014 0:31	62.8	13/11/2014 1:36	50.6	14/11/2014 2:41	51.8	15/11/2014 3:46	56.2
9/11/2014 6:26	63.5	10/11/2014 23:31	64.6	12/11/2014 0:36	63.0	13/11/2014 1:41	62.7	14/11/2014 2:46	57.5	15/11/2014 3:51	49.1
9/11/2014 6:31	63.6	10/11/2014 23:36	65.0	12/11/2014 0:41	62.8	13/11/2014 1:46	54.1	14/11/2014 2:51	51.0	15/11/2014 3:56	60.4
9/11/2014 6:36	63.4	10/11/2014 23:41	64.9	12/11/2014 0:46	62.3	13/11/2014 1:51	56.6	14/11/2014 2:56	42.8	15/11/2014 4:01	57.2
9/11/2014 6:41	64.6	10/11/2014 23:46	65.3	12/11/2014 0:51	63.4	13/11/2014 1:56	62.8	14/11/2014 3:01	52.1	15/11/2014 4:06	59.6
9/11/2014 6:46	64.5	10/11/2014 23:51	63.7	12/11/2014 0:56	62.2	13/11/2014 2:01	62.9	14/11/2014 3:06	62.2	15/11/2014 4:11	46.8
9/11/2014 6:51	64.2	10/11/2014 23:56	63.8	12/11/2014 1:01	61.7	13/11/2014 2:06	41.5	14/11/2014 3:11	62.7	15/11/2014 4:16	59.2
9/11/2014 6:56	64.5	11/11/2014 0:01	63.9	12/11/2014 1:06	60.6	13/11/2014 2:11	39.7	14/11/2014 3:16	62.8	15/11/2014 4:21	55.1
9/11/2014 23:01	63.9	11/11/2014 0:06	63.6	12/11/2014 1:11	62.1	13/11/2014 2:16	50.5	14/11/2014 3:21	63.0	15/11/2014 4:26	62.8
9/11/2014 23:06	63.8	11/11/2014 0:11	65.4	12/11/2014 1:16	59.8	13/11/2014 2:21	53.7	14/11/2014 3:26	51.0	15/11/2014 4:31	53.7
9/11/2014 23:11	64.5	11/11/2014 0:16	63.7	12/11/2014 1:21	65.3	13/11/2014 2:26	63.1	14/11/2014 3:31	62.4	15/11/2014 4:36	55.0
9/11/2014 23:16	64.8	11/11/2014 0:21	64.0	12/11/2014 1:26	63.0	13/11/2014 2:31	62.4	14/11/2014 3:36	62.0	15/11/2014 4:41	53.6
9/11/2014 23:21	64.3	11/11/2014 0:26	63.5	12/11/2014 1:31	61.1	13/11/2014 2:36	61.9	14/11/2014 3:41	61.6	15/11/2014 4:46	62.8
9/11/2014 23:26	63.6	11/11/2014 0:31	63.2	12/11/2014 1:36	58.3	13/11/2014 2:41	62.5	14/11/2014 3:46	61.7	15/11/2014 4:51	39.7
9/11/2014 23:31	64.3	11/11/2014 0:36	61.1	12/11/2014 1:41	57.4	13/11/2014 2:46	62.6	14/11/2014 3:51	61.9	15/11/2014 4:56	59.9
9/11/2014 23:36	64.1	11/11/2014 0:41	62.9	12/11/2014 1:46	57.3	13/11/2014 2:51	62.5	14/11/2014 3:56	62.6	15/11/2014 5:01	62.3
9/11/2014 23:41	64.5	11/11/2014 0:46	59.7	12/11/2014 1:51	56.1	13/11/2014 2:56	61.6	14/11/2014 4:01	60.8	15/11/2014 5:06	51.2
9/11/2014 23:46	64.0	11/11/2014 0:51	61.2	12/11/2014 1:56	57.6	13/11/2014 3:01	62.4	14/11/2014 4:06	62.4	15/11/2014 5:11	58.8
9/11/2014 23:51	64.2	11/11/2014 0:56	62.7	12/11/2014 2:01	44.5	13/11/2014 3:06	62.3	14/11/2014 4:11	61.7	15/11/2014 5:16	59.4
9/11/2014 23:56	63.9	11/11/2014 1:01	59.3	12/11/2014 2:06	51.5	13/11/2014 3:11	60.8	14/11/2014 4:16	61.5	15/11/2014 5:21	55.3
10/11/2014 0:01	64.2	11/11/2014 1:06	60.5	12/11/2014 2:11	62.8	13/11/2014 3:16	61.1	14/11/2014 4:21	62.5	15/11/2014 5:26	56.2
10/11/2014 0:06	63.7	11/11/2014 1:11	59.7	12/11/2014 2:16	56.0	13/11/2014 3:21	61.1	14/11/2014 4:26	61.4	15/11/2014 5:31	58.0
10/11/2014 0:11	63.3	11/11/2014 1:16	60.0	12/11/2014 2:21	62.7	13/11/2014 3:26	61.2	14/11/2014 4:31	61.9	15/11/2014 5:36	59.1
10/11/2014 0:16	63.4	11/11/2014 1:21	58.8	12/11/2014 2:26	62.7	13/11/2014 3:31	61.7	14/11/2014 4:36	62.2	15/11/2014 5:41	58.0
10/11/2014 0:21	60.2	11/11/2014 1:26	60.3	12/11/2014 2:31	46.3	13/11/2014 3:36	62.1	14/11/2014 4:41	61.7	15/11/2014 5:46	56.8
10/11/2014 0:26	61.3	11/11/2014 1:31	58.9	12/11/2014 2:36	57.3	13/11/2014 3:41	60.4	14/11/2014 4:46	62.1	15/11/2014 5:51	59.5
10/11/2014 0:31	63.8	11/11/2014 1:36	56.2	12/11/2014 2:41	62.8	13/11/2014 3:46	61.2	14/11/2014 4:51	55.5	15/11/2014 5:56	58.4
10/11/2014 0:36	61.8	11/11/2014 1:41	56.6	12/11/2014 2:46	62.8	13/11/2014 3:51	61.1	14/11/2014 4:56	54.7	15/11/2014 6:01	62.1
10/11/2014 0:41	63.4	11/11/2014 1:46	53.9	12/11/2014 2:51	48.6	13/11/2014 3:56	61.4	14/11/2014 5:01	61.5	15/11/2014 6:06	63.0
10/11/2014 0:46	61.5	11/11/2014 1:51	58.4	12/11/2014 2:56	62.7	13/11/2014 4:01	59.9	14/11/2014 5:06	57.2	15/11/2014 6:11	62.4
10/11/2014 0:51	58.4	11/11/2014 1:56	63.1	12/11/2014 3:01	61.5	13/11/2014 4:06	61.3	14/11/2014 5:11	63.1	15/11/2014 6:16	62.3
10/11/2014 0:56	60.1	11/11/2014 2:01	62.9	12/11/2014 3:06	62.9	13/11/2014 4:11	61.7	14/11/2014 5:16	62.4	15/11/2014 6:21	62.1
10/11/2014 1:01	60.4	11/11/2014 2:06	54.9	12/11/2014 3:11	61.5	13/11/2014 4:16	61.0	14/11/2014 5:21	62.9	15/11/2014 6:26	62.9
10/11/2014 1:06	59.4	11/11/2014 2:11	62.9	12/11/2014 3:16	36.7	13/11/2014 4:21	61.2	14/11/2014 5:26	52.6	15/11/2014 6:31	63.3
10/11/2014 1:11	61.1	11/11/2014 2:16	64.3	12/11/2014 3:21	61.6	13/11/2014 4:26	61.3	14/11/2014 5:31	56.4	15/11/2014 6:36	64.8
10/11/2014 1:16	52.7	11/11/2014 2:21	53.9	12/11/2014 3:26	61.8	13/11/2014 4:31	61.7	14/11/2014 5:36	53.6	15/11/2014 6:41	65.4
10/11/2014 1:21	55.7	11/11/2014 2:26	62.3	12/11/2014 3:31	61.6	13/11/2014 4:36	62.6	14/11/20			

Real-time Noise Data		RTN3 (Po Leung Kuk Yu Lee Mo Fan Memorial School)									
16/11/2014 2:11	58.4	17/11/2014 3:16	61.4	18/11/2014 4:21	61.6	19/11/2014 5:26	47.6	20/11/2014 6:31	63.8	21/11/2014 23:36	65.5
16/11/2014 2:16	58.9	17/11/2014 3:21	61.5	18/11/2014 4:26	61.8	19/11/2014 5:31	63.1	20/11/2014 6:36	65.6	21/11/2014 23:41	65.1
16/11/2014 2:21	59.8	17/11/2014 3:26	61.5	18/11/2014 4:31	60.1	19/11/2014 5:36	62.7	20/11/2014 6:41	65.2	21/11/2014 23:46	65.8
16/11/2014 2:26	63.2	17/11/2014 3:31	60.8	18/11/2014 4:36	62.3	19/11/2014 5:41	57.6	20/11/2014 6:46	65.8	21/11/2014 23:51	65.5
16/11/2014 2:31	63.0	17/11/2014 3:36	61.9	18/11/2014 4:41	62.0	19/11/2014 5:46	55.9	20/11/2014 6:51	67.1	21/11/2014 23:56	64.8
16/11/2014 2:36	60.8	17/11/2014 3:41	61.1	18/11/2014 4:46	62.7	19/11/2014 5:51	59.7	20/11/2014 6:56	67.2	22/11/2014 0:01	65.1
16/11/2014 2:41	61.8	17/11/2014 3:46	59.7	18/11/2014 4:51	61.4	19/11/2014 5:56	47.2	20/11/2014 7:01	64.5	22/11/2014 0:06	65.4
16/11/2014 2:46	58.9	17/11/2014 3:51	61.0	18/11/2014 4:56	60.8	19/11/2014 6:01	60.9	20/11/2014 7:06	65.4	22/11/2014 0:11	65.0
16/11/2014 2:51	58.8	17/11/2014 3:56	60.8	18/11/2014 5:01	60.9	19/11/2014 6:06	60.4	20/11/2014 7:11	65.0	22/11/2014 0:16	65.1
16/11/2014 2:56	60.7	17/11/2014 4:01	59.3	18/11/2014 5:06	61.4	19/11/2014 6:11	60.7	20/11/2014 7:16	67.9	22/11/2014 0:21	64.2
16/11/2014 3:01	56.7	17/11/2014 4:06	61.0	18/11/2014 5:11	61.3	19/11/2014 6:16	61.6	20/11/2014 7:21	64.9	22/11/2014 0:26	64.6
16/11/2014 3:06	60.6	17/11/2014 4:11	62.4	18/11/2014 5:16	62.5	19/11/2014 6:21	63.2	20/11/2014 7:26	65.7	22/11/2014 0:31	65.0
16/11/2014 3:11	56.7	17/11/2014 4:16	61.3	18/11/2014 5:21	62.9	19/11/2014 6:26	63.8	20/11/2014 7:31	64.1	22/11/2014 0:36	65.0
16/11/2014 3:16	57.4	17/11/2014 4:21	60.7	18/11/2014 5:26	52.3	19/11/2014 6:31	64.1	20/11/2014 7:36	64.6	22/11/2014 0:41	64.2
16/11/2014 3:21	47.6	17/11/2014 4:26	60.7	18/11/2014 5:31	50.3	19/11/2014 6:36	66.1	20/11/2014 7:41	64.7	22/11/2014 0:46	64.3
16/11/2014 3:26	60.7	17/11/2014 4:31	61.1	18/11/2014 5:36	53.5	19/11/2014 6:41	66.0	20/11/2014 7:46	64.9	22/11/2014 0:51	65.1
16/11/2014 3:31	60.8	17/11/2014 4:36	61.6	18/11/2014 5:41	55.3	19/11/2014 6:46	66.4	20/11/2014 7:51	64.4	22/11/2014 0:56	64.2
16/11/2014 3:36	57.4	17/11/2014 4:41	60.9	18/11/2014 5:46	48.6	19/11/2014 6:51	66.8	20/11/2014 7:56	63.8	22/11/2014 1:01	64.3
16/11/2014 3:41	59.3	17/11/2014 4:46	61.5	18/11/2014 5:51	57.0	19/11/2014 6:56	67.7	21/11/2014 0:01	63.9	22/11/2014 1:06	63.5
16/11/2014 3:46	58.8	17/11/2014 4:51	61.0	18/11/2014 5:56	57.6	19/11/2014 7:01	64.4	21/11/2014 0:06	63.9	22/11/2014 1:11	62.4
16/11/2014 3:51	54.4	17/11/2014 4:56	60.8	18/11/2014 6:01	59.2	19/11/2014 7:06	64.0	21/11/2014 0:11	63.9	22/11/2014 1:16	63.6
16/11/2014 3:56	58.4	17/11/2014 5:01	62.2	18/11/2014 6:06	59.4	19/11/2014 7:11	61.0	21/11/2014 0:16	62.6	22/11/2014 1:21	62.4
16/11/2014 4:01	63.7	17/11/2014 5:06	60.4	18/11/2014 6:11	62.0	19/11/2014 7:16	62.0	21/11/2014 0:21	63.9	22/11/2014 1:26	63.0
16/11/2014 4:06	58.6	17/11/2014 5:11	61.4	18/11/2014 6:16	62.9	19/11/2014 7:21	62.0	21/11/2014 0:26	61.8	22/11/2014 1:31	62.4
16/11/2014 4:11	41.5	17/11/2014 5:16	63.0	18/11/2014 6:21	62.1	19/11/2014 7:26	61.3	21/11/2014 0:31	62.9	22/11/2014 1:36	63.2
16/11/2014 4:16	57.4	17/11/2014 5:21	63.1	18/11/2014 6:26	65.0	19/11/2014 7:31	62.5	21/11/2014 0:36	63.4	22/11/2014 1:41	63.7
16/11/2014 4:21	57.4	17/11/2014 5:26	62.6	18/11/2014 6:31	65.6	19/11/2014 7:36	62.3	21/11/2014 0:41	60.4	22/11/2014 1:46	62.2
16/11/2014 4:26	51.5	17/11/2014 5:31	58.2	18/11/2014 6:36	65.6	19/11/2014 7:41	61.0	21/11/2014 0:46	62.4	22/11/2014 1:51	62.2
16/11/2014 4:31	50.6	17/11/2014 5:36	51.6	18/11/2014 6:41	66.6	19/11/2014 7:46	62.3	21/11/2014 0:51	61.6	22/11/2014 1:56	62.0
16/11/2014 4:36	59.1	17/11/2014 5:41	52.9	18/11/2014 6:46	66.9	19/11/2014 7:51	60.3	21/11/2014 0:56	59.5	22/11/2014 2:01	61.2
16/11/2014 4:41	55.0	17/11/2014 5:46	53.9	18/11/2014 6:51	66.9	19/11/2014 7:56	60.4	21/11/2014 1:01	61.0	22/11/2014 2:06	62.6
16/11/2014 4:46	62.1	17/11/2014 5:51	55.3	18/11/2014 6:56	67.1	19/11/2014 8:01	61.2	21/11/2014 1:06	63.5	22/11/2014 2:11	61.8
16/11/2014 4:51	56.8	17/11/2014 5:56	61.6	18/11/2014 7:01	64.1	19/11/2014 8:06	60.9	21/11/2014 1:11	61.5	22/11/2014 2:16	61.0
16/11/2014 4:56	54.7	17/11/2014 6:01	58.6	18/11/2014 7:06	61.9	19/11/2014 8:11	61.9	21/11/2014 1:16	57.5	22/11/2014 2:21	60.1
16/11/2014 5:01	53.4	17/11/2014 6:06	59.2	18/11/2014 7:11	63.6	19/11/2014 8:16	60.6	21/11/2014 1:21	58.0	22/11/2014 2:26	60.3
16/11/2014 5:06	52.1	17/11/2014 6:11	60.9	18/11/2014 7:16	63.4	19/11/2014 8:21	61.8	21/11/2014 1:26	60.2	22/11/2014 2:31	62.3
16/11/2014 5:11	62.4	17/11/2014 6:16	63.9	18/11/2014 7:21	64.4	19/11/2014 8:26	60.5	21/11/2014 1:31	59.7	22/11/2014 2:36	61.8
16/11/2014 5:16	63.0	17/11/2014 6:21	63.7	18/11/2014 7:26	66.0	19/11/2014 8:31	58.6	21/11/2014 1:36	59.5	22/11/2014 2:41	59.4
16/11/2014 5:21	56.9	17/11/2014 6:26	64.5	18/11/2014 7:31	64.2	19/11/2014 8:36	59.3	21/11/2014 1:41	60.1	22/11/2014 2:46	59.8
16/11/2014 5:26	56.2	17/11/2014 6:31	64.6	18/11/2014 7:36	62.8	19/11/2014 8:41	58.6	21/11/2014 1:46	59.8	22/11/2014 2:51	60.1
16/11/2014 5:31	56.1	17/11/2014 6:36	65.4	18/11/2014 7:41	61.9	19/11/2014 8:46	57.4	21/11/2014 1:51	62.8	22/11/2014 2:56	58.5
16/11/2014 5:36	47.6	17/11/2014 6:41	65.4	18/11/2014 7:46	63.0	19/11/2014 8:51	57.1	21/11/2014 1:56	63.3	22/11/2014 3:01	57.2
16/11/2014 5:41	57.8	17/11/2014 6:46	66.7	18/11/2014 7:51	62.1	19/11/2014 8:56	56.2	21/11/2014 2:01	57.4	22/11/2014 3:06	60.7
16/11/2014 5:46	54.7	17/11/2014 6:51	66.8	18/11/2014 7:56	61.9	19/11/2014 9:01	57.5	21/11/2014 2:06	62.8	22/11/2014 3:11	58.6
16/11/2014 5:51	59.2	17/11/2014 6:56	67.5	19/11/2014 8:01	61.0	19/11/2014 9:06	54.5	21/11/2014 2:11	53.5	22/11/2014 3:16	59.5
16/11/2014 5:56	56.2	17/11/2014 7:01	72.9	19/11/2014 8:06	61.2	19/11/2014 9:11	53.1	21/11/2014 2:16	51.2	22/11/2014 3:21	58.8
16/11/2014 6:01	54.1	17/11/2014 7:06	61.9	19/11/2014 8:11	60.1	19/11/2014 9:16	62.1	21/11/2014 2:21	49.4	22/11/2014 3:26	55.4
16/11/2014 6:06	55.0	17/11/2014 7:11	65.7	19/11/2014 8:16	58.8	19/11/2014 9:21	59.1	21/11/2014 2:26	51.2	22/11/2014 3:31	60.9
16/11/2014 6:11	60.6	17/11/2014 7:16	65.7	19/11/2014 8:21	58.5	19/11/2014 9:26	58.0	21/11/2014 2:31	56.4	22/11/2014 3:36	58.1
16/11/2014 6:16	57.7	17/11/2014 7:21	63.2	19/11/2014 8:26	60.5	19/11/2014 9:31	57.7	21/11/2014 2:36	53.9	22/11/2014 3:41	55.0
16/11/2014 6:21	61.0	17/11/2014 7:26	61.9	19/11/2014 8:31	60.4	19/11/2014 9:36	57.9	21/11/2014 2:41	62.3	22/11/2014 3:46	56.4
16/11/2014 6:26	62.5	17/11/2014 7:31	62.9	19/11/2014 8:36	58.8	19/11/2014 9:41	56.8	21/11/2014 2:46	63.0	22/11/2014 3:51	62.9
16/11/2014 6:31	64.8	17/11/2014 7:36	61.8	19/11/2014 8:41	57.2	19/11/2014 9:46	57.8	21/11/2014 2:51	62.5	22/11/2014 3:56	58.5
16/11/2014 6:36	62.3	17/11/2014 7:41	62.1	19/11/2014 8:46	58.1	19/11/2014 9:51	54.9	21/11/2014 2:56	62.7	22/11/2014 4:01	62.6
16/11/2014 6:41	64.4	17/11/2014 7:46	62.1	19/11/2014 8:51	63.0	19/11/2014 9:56	60.6	21/11/2014 3:01	60.3	22/11/2014 4:06	63.0
16/11/2014 6:46	63.1	17/11/2014 7:51	62.4	19/11/2014 8:56	56.8	19/11/2014 10:01	53.5	21/11/2014 3:06	62.9	22/11/2014 4:11	62.5
16/11/2014 6:51	62.8	17/11/2014 7:56	61.4	19/11/2014 9:01	54.1	19/11/2014 10:06	51.3	21/11/2014 3:11	62.0	22/11/2014 4:16	62.4
16/11/2014 6:56	64.3	18/11/2014 8:01	60.9	19/11/2014 9:06	47.9	19/11/2014 10:11	53.8	21/11/2014 3:16	62.2	22/11/2014 4:21	67.2
16/11/2014 7:01	64.6	18/11/2014 8:06	61.2	19/11/2014 9:11	54.5	19/11/2014 10:16	51.9	21/11/2014 3:21	62.4	22/11/2014 4:26	62.6
16/11/2014 7:06	64.5	18/11/2014 8:11	59.3	19/11/2014 9:16	36.7	19/11/2014 10:21	62.5	21/11/2014 3:26	62.3	22/11/2014 4:31	63.0
16/11/2014 7:11	64.8	18/11/2014 8:16	58.6	19/11/2014 9:21	49.1	19/11/2014 10:26	62.6	21/11/2014 3:31	62.6	22/11/2014 4:36	62.1
16/11/2014 7:16	64.5	18/11/2014 8:21	64.8	19/11/2014 9:26	51.6	19/11/2014 10:31	62.5	21/11/2014 3:36	62.0	22/11/2014 4:41	62.2
16/11/2014 7:21	65.7	18/11/2014 8:26	59.4	19/11/2014 9:31	58.6	19/11/2014 10:36	61.9	21/11/2014 3:41	61.5	22/11/2014 4:46	62.9
16/11/2014 7:26	65.0	18/11/2014 8:31	59.7	19/11/2014 9:36	49.1	19/11/2014 10:41	62.1	21/11/2014 3:46	61.7	22/11/2014 4:51	56.2
16/11/2014 7:31	64.9	18/11/2014 8:36	58.4	19/11/2014 9:41	53.3	19/11/2014 10:46	61.9	21/11/2014 3:51	62.5	22/11/2014 4:56	62.7
16/11/2014 7:36	63.7	18/11/2014 8:41	52.5	19/11/2014 9:46	56.3	19/11/2014 10:51	62.8	21/11/2014 3:56	61.9	22/11/2014 5:01	63.0
16/11/2014 7:41	64.1	18/11/2014 8:46	57.2	19/11/2014 9:51	60.3	19/11/2014 10:56	61.8	21/11/2014 4:01	61.3	22/11/2014 5:06	54.2
16/11/2014 7:46	63.7	18/11/2014 8:51	56.1	19/11/2014 9:56	63.8	19/11/2014 11:01	62.3	21/11/2014 4:06	52.5	22/11/2014 5:11	62.1
16/11/2014 7:51	65.0	18/11/2014 8:56	60.4	19/11/2014 10:01	66.3						

## Real-time Noise Data

## RTN3 (Po Leung Kuk Yu Lee Mo Fan Memorial School)

23/11/2014 0:41	64.4	24/11/2014 1:46	62.1	25/11/2014 2:51	61.3	26/11/2014 3:56	60.1	27/11/2014 5:01	61.9
23/11/2014 0:46	64.0	24/11/2014 1:51	62.1	25/11/2014 2:56	62.5	26/11/2014 4:01	61.8	27/11/2014 5:06	60.7
23/11/2014 0:51	64.1	24/11/2014 1:56	52.2	25/11/2014 3:01	60.8	26/11/2014 4:06	60.7	27/11/2014 5:11	62.4
23/11/2014 0:56	61.9	24/11/2014 2:01	62.0	25/11/2014 3:06	57.1	26/11/2014 4:11	62.3	27/11/2014 5:16	61.4
23/11/2014 1:01	61.9	24/11/2014 2:06	61.6	25/11/2014 3:11	61.8	26/11/2014 4:16	61.1	27/11/2014 5:21	62.0
23/11/2014 1:06	61.5	24/11/2014 2:11	61.9	25/11/2014 3:16	60.9	26/11/2014 4:21	60.7	27/11/2014 5:26	50.5
23/11/2014 1:11	62.9	24/11/2014 2:16	61.0	25/11/2014 3:21	61.0	26/11/2014 4:26	61.3	27/11/2014 5:31	57.0
23/11/2014 1:16	62.5	24/11/2014 2:21	62.9	25/11/2014 3:26	62.3	26/11/2014 4:31	61.3	27/11/2014 5:36	62.7
23/11/2014 1:21	63.3	24/11/2014 2:26	60.7	25/11/2014 3:31	61.6	26/11/2014 4:36	62.4	27/11/2014 5:41	52.1
23/11/2014 1:26	63.2	24/11/2014 2:31	60.1	25/11/2014 3:36	61.5	26/11/2014 4:41	60.4	27/11/2014 5:46	48.8
23/11/2014 1:31	61.8	24/11/2014 2:36	62.2	25/11/2014 3:41	61.1	26/11/2014 4:46	60.8	27/11/2014 5:51	54.0
23/11/2014 1:36	62.7	24/11/2014 2:41	60.9	25/11/2014 3:46	61.7	26/11/2014 4:51	61.5	27/11/2014 5:56	53.2
23/11/2014 1:41	61.0	24/11/2014 2:46	61.3	25/11/2014 3:51	61.2	26/11/2014 4:56	62.1	27/11/2014 6:01	56.9
23/11/2014 1:46	60.9	24/11/2014 2:51	61.0	25/11/2014 3:56	62.1	26/11/2014 5:01	61.7	27/11/2014 6:06	59.4
23/11/2014 1:51	65.2	24/11/2014 2:56	61.1	25/11/2014 4:01	60.3	26/11/2014 5:06	62.4	27/11/2014 6:11	58.8
23/11/2014 1:56	63.8	24/11/2014 3:01	61.2	25/11/2014 4:06	60.9	26/11/2014 5:11	61.7	27/11/2014 6:16	61.6
23/11/2014 2:01	60.7	24/11/2014 3:06	60.0	25/11/2014 4:11	61.6	26/11/2014 5:16	62.0	27/11/2014 6:21	62.8
23/11/2014 2:06	60.4	24/11/2014 3:11	61.0	25/11/2014 4:16	61.2	26/11/2014 5:21	62.4	27/11/2014 6:26	63.1
23/11/2014 2:11	58.6	24/11/2014 3:16	58.8	25/11/2014 4:21	61.3	26/11/2014 5:26	50.5	27/11/2014 6:31	64.1
23/11/2014 2:16	60.8	24/11/2014 3:21	60.9	25/11/2014 4:26	61.2	26/11/2014 5:31	62.9	27/11/2014 6:36	64.1
23/11/2014 2:21	61.2	24/11/2014 3:26	60.4	25/11/2014 4:31	60.2	26/11/2014 5:36	62.7	27/11/2014 6:41	65.4
23/11/2014 2:26	60.1	24/11/2014 3:31	60.1	25/11/2014 4:36	61.4	26/11/2014 5:41	53.8	27/11/2014 6:46	65.4
23/11/2014 2:31	59.5	24/11/2014 3:36	60.4	25/11/2014 4:41	61.4	26/11/2014 5:46	56.4	27/11/2014 6:51	66.1
23/11/2014 2:36	51.9	24/11/2014 3:41	58.9	25/11/2014 4:46	60.8	26/11/2014 5:51	57.1	27/11/2014 6:56	67.1
23/11/2014 2:41	58.6	24/11/2014 3:46	59.3	25/11/2014 4:51	61.7	26/11/2014 5:56	60.1	27/11/2014 23:01	66.0
23/11/2014 2:46	53.1	24/11/2014 3:51	61.5	25/11/2014 4:56	61.3	26/11/2014 6:01	57.3	27/11/2014 23:06	66.8
23/11/2014 2:51	63.0	24/11/2014 3:56	59.7	25/11/2014 5:01	61.6	26/11/2014 6:06	60.0	27/11/2014 23:11	66.6
23/11/2014 2:56	56.3	24/11/2014 4:01	60.5	25/11/2014 5:06	61.4	26/11/2014 6:11	57.0	27/11/2014 23:16	66.7
23/11/2014 3:01	63.0	24/11/2014 4:06	60.8	25/11/2014 5:11	61.7	26/11/2014 6:16	60.9	27/11/2014 23:21	67.8
23/11/2014 3:06	58.2	24/11/2014 4:11	60.2	25/11/2014 5:16	60.9	26/11/2014 6:21	60.5	27/11/2014 23:26	67.1
23/11/2014 3:11	57.4	24/11/2014 4:16	61.3	25/11/2014 5:21	61.9	26/11/2014 6:26	62.5	27/11/2014 23:31	66.0
23/11/2014 3:16	56.4	24/11/2014 4:21	61.1	25/11/2014 5:26	62.7	26/11/2014 6:31	64.4	27/11/2014 23:36	66.2
23/11/2014 3:21	56.0	24/11/2014 4:26	58.6	25/11/2014 5:31	63.0	26/11/2014 6:36	64.4	27/11/2014 23:41	66.3
23/11/2014 3:26	58.1	24/11/2014 4:31	60.7	25/11/2014 5:36	62.9	26/11/2014 6:41	65.5	27/11/2014 23:46	66.4
23/11/2014 3:31	53.2	24/11/2014 4:36	60.4	25/11/2014 5:41	47.9	26/11/2014 6:46	66.0	27/11/2014 23:51	65.6
23/11/2014 3:36	57.6	24/11/2014 4:41	60.4	25/11/2014 5:46	54.1	26/11/2014 6:51	65.2	27/11/2014 23:56	67.8
23/11/2014 3:41	57.4	24/11/2014 4:46	59.8	25/11/2014 5:51	56.3	26/11/2014 6:56	67.1		
23/11/2014 3:46	55.0	24/11/2014 4:51	60.2	25/11/2014 5:56	56.0	26/11/2014 23:01	64.7		
23/11/2014 3:51	57.7	24/11/2014 4:56	61.7	25/11/2014 6:01	54.5	26/11/2014 23:06	64.3		
23/11/2014 3:56	59.5	24/11/2014 5:01	60.5	25/11/2014 6:06	60.2	26/11/2014 23:11	64.2		
23/11/2014 4:01	58.3	24/11/2014 5:06	60.7	25/11/2014 6:11	60.9	26/11/2014 23:16	64.9		
23/11/2014 4:06	47.2	24/11/2014 5:11	60.2	25/11/2014 6:16	62.7	26/11/2014 23:21	64.7		
23/11/2014 4:11	62.9	24/11/2014 5:16	61.4	25/11/2014 6:21	62.1	26/11/2014 23:26	65.3		
23/11/2014 4:16	52.1	24/11/2014 5:21	62.2	25/11/2014 6:26	64.0	26/11/2014 23:31	65.7		
23/11/2014 4:21	62.8	24/11/2014 5:26	62.6	25/11/2014 6:31	63.7	26/11/2014 23:36	63.8		
23/11/2014 4:26	54.4	24/11/2014 5:31	62.6	25/11/2014 6:36	64.6	26/11/2014 23:41	64.7		
23/11/2014 4:31	36.7	24/11/2014 5:36	46.8	25/11/2014 6:41	66.1	26/11/2014 23:46	64.4		
23/11/2014 4:36	63.0	24/11/2014 5:41	63.1	25/11/2014 6:46	65.9	26/11/2014 23:51	62.9		
23/11/2014 4:41	62.6	24/11/2014 5:46	57.2	25/11/2014 6:51	66.8	26/11/2014 23:56	64.5		
23/11/2014 4:46	62.7	24/11/2014 5:51	56.3	25/11/2014 6:56	66.9	27/11/2014 0:01	63.5		
23/11/2014 4:51	56.6	24/11/2014 5:56	62.7	25/11/2014 23:01	64.4	27/11/2014 0:06	63.5		
23/11/2014 4:56	62.8	24/11/2014 6:01	55.9	25/11/2014 23:06	64.5	27/11/2014 0:11	63.4		
23/11/2014 5:01	52.1	24/11/2014 6:06	55.7	25/11/2014 23:11	65.0	27/11/2014 0:16	61.5		
23/11/2014 5:06	52.6	24/11/2014 6:11	54.9	25/11/2014 23:16	64.6	27/11/2014 0:21	62.2		
23/11/2014 5:11	51.0	24/11/2014 6:16	62.1	25/11/2014 23:21	63.9	27/11/2014 0:26	63.5		
23/11/2014 5:16	59.6	24/11/2014 6:21	61.9	25/11/2014 23:26	64.3	27/11/2014 0:31	61.9		
23/11/2014 5:21	55.1	24/11/2014 6:26	63.9	25/11/2014 23:31	64.8	27/11/2014 0:36	61.9		
23/11/2014 5:26	57.8	24/11/2014 6:31	63.7	25/11/2014 23:36	65.4	27/11/2014 0:41	61.2		
23/11/2014 5:31	57.4	24/11/2014 6:36	64.9	25/11/2014 23:41	64.0	27/11/2014 0:46	61.4		
23/11/2014 5:36	53.6	24/11/2014 6:41	65.4	25/11/2014 23:46	63.9	27/11/2014 0:51	61.6		
23/11/2014 5:41	56.0	24/11/2014 6:46	65.4	25/11/2014 23:51	64.9	27/11/2014 0:56	61.5		
23/11/2014 5:46	54.8	24/11/2014 6:51	66.6	25/11/2014 23:56	63.0	27/11/2014 1:01	61.0		
23/11/2014 5:51	61.0	24/11/2014 6:56	66.4	26/11/2014 0:01	63.3	27/11/2014 1:06	61.8		
23/11/2014 5:56	58.0	24/11/2014 23:01	63.2	26/11/2014 0:06	63.4	27/11/2014 1:11	60.6		
23/11/2014 6:01	56.4	24/11/2014 23:06	64.9	26/11/2014 0:11	63.8	27/11/2014 1:16	66.2		
23/11/2014 6:06	60.5	24/11/2014 23:11	63.7	26/11/2014 0:16	62.9	27/11/2014 1:21	58.5		
23/11/2014 6:11	60.4	24/11/2014 23:16	64.0	26/11/2014 0:21	61.9	27/11/2014 1:26	62.4		
23/11/2014 6:16	60.6	24/11/2014 23:21	64.3	26/11/2014 0:26	62.8	27/11/2014 1:31	55.5		
23/11/2014 6:21	61.3	24/11/2014 23:26	64.2	26/11/2014 0:31	62.3	27/11/2014 1:36	57.5		
23/11/2014 6:26	61.2	24/11/2014 23:31	62.6	26/11/2014 0:36	62.9	27/11/2014 1:41	56.8		
23/11/2014 6:31	62.9	24/11/2014 23:36	64.7	26/11/2014 0:41	62.6	27/11/2014 1:46	49.6		
23/11/2014 6:36	61.8	24/11/2014 23:41	62.9	26/11/2014 0:46	61.9	27/11/2014 1:51	51.3		
23/11/2014 6:41	63.2	24/11/2014 23:46	62.8	26/11/2014 0:51	62.0	27/11/2014 1:56	57.0		
23/11/2014 6:46	63.3	24/11/2014 23:51	62.4	26/11/2014 0:56	60.1	27/11/2014 2:01	53.7		
23/11/2014 6:51	64.7	24/11/2014 23:56	62.2	26/11/2014 1:01	60.6	27/11/2014 2:06	63.8		
23/11/2014 6:56	67.8	25/11/2014 0:01	62.2	26/11/2014 1:06	58.8	27/11/2014 2:11	61.9		
23/11/2014 23:01	63.5	25/11/2014 0:06	61.2	26/11/2014 1:11	59.7	27/11/2014 2:16	63.0		
23/11/2014 23:06	62.1	25/11/2014 0:11	60.1	26/11/2014 1:16	59.0	27/11/2014 2:21	62.9		
23/11/2014 23:11	63.3	25/11/2014 0:16	60.1	26/11/2014 1:21	69.3	27/11/2014 2:26	48.8		
23/11/2014 23:16	64.2	25/11/2014 0:21	59.2	26/11/2014 1:26	58.3	27/11/2014 2:31	62.8		
23/11/2014 23:21	64.2	25/11/2014 0:26	60.8	26/11/2014 1:31	56.4	27/11/2014 2:36	63.1		
23/11/2014 23:26	63.3	25/11/2014 0:31	60.2	26/11/2014 1:36	53.8	27/11/2014 2:41	62.2		
23/11/2014 23:31	63.1	25/11/2014 0:36	60.1	26/11/2014 1:41	55.6	27/11/2014 2:46	62.5		
23/11/2014 23:36	61.7	25/11/2014 0:41	60.2	26/11/2014 1:46	62.9	27/11/2014 2:51	62.8		
23/11/2014 23:41	61.5	25/11/2014 0:46	60.0	26/11/2014 1:51	62.6	27/11/2014 2:56	62.2		
23/11/2014 23:46	59.8	25/11/2014 0:51	54.7	26/11/2014 1:56	47.6	27/11/2014 3:01	61.7		
23/11/2014 23:51	59.8	25/11/2014 0:56	52.8	26/11/2014 2:01	63.0	27/11/2014 3:06	63.0		
23/11/2014 23:56	59.4	25/11/2014 1:01	59.2	26/11/2014 2:06	50.0	27/11/2014 3:11	61.7		
24/11/2014 0:01	59.8	25/11/2014 1:06	59.5	26/11/2014 2:11	52.2	27/11/2014			



Real-time Noise Data	RTN4 (Causeway Bay Community Centre)			
Normal Day 07:00-19:00	1/11/2014 12:01 62.3	6/11/2014 18:31 59.8	12/11/2014 13:01 62.2	18/11/2014 7:31 60.4
	1/11/2014 12:31 62.4	7/11/2014 7:01 63.3	12/11/2014 13:31 62.1	18/11/2014 8:01 61.3
	1/11/2014 13:01 62.5	7/11/2014 7:31 63.2	12/11/2014 14:01 62.1	18/11/2014 8:31 61.7
28/10/2014 7:01 62.6	1/11/2014 13:31 63.1	7/11/2014 8:01 61.1	12/11/2014 14:31 60.6	18/11/2014 9:01 60.9
28/10/2014 7:31 62.4	1/11/2014 14:01 62.0	7/11/2014 8:31 61.3	12/11/2014 15:01 60.4	18/11/2014 9:31 61.6
28/10/2014 8:01 62.5	1/11/2014 14:31 61.4	7/11/2014 9:01 60.9	12/11/2014 15:31 62.9	18/11/2014 10:01 61.3
28/10/2014 8:31 62.7	1/11/2014 15:01 61.5	7/11/2014 9:31 61.0	12/11/2014 16:01 63.6	18/11/2014 10:31 62.3
28/10/2014 9:01 62.9	1/11/2014 15:31 61.4	7/11/2014 10:01 61.6	12/11/2014 16:31 64.1	18/11/2014 11:01 62.3
28/10/2014 9:31 61.8	1/11/2014 16:01 61.9	7/11/2014 10:31 61.6	12/11/2014 17:01 63.9	18/11/2014 11:31 62.7
28/10/2014 10:01 61.6	1/11/2014 16:31 62.2	7/11/2014 11:01 61.2	12/11/2014 17:31 63.4	18/11/2014 12:01 62.3
28/10/2014 10:31 61.5	1/11/2014 17:01 61.8	7/11/2014 11:31 60.3	12/11/2014 18:01 61.4	18/11/2014 12:31 62.3
28/10/2014 11:01 62.7	1/11/2014 17:31 60.6	7/11/2014 12:01 59.9	12/11/2014 18:31 61.2	18/11/2014 13:01 63.4
28/10/2014 11:31 62.3	1/11/2014 18:01 60.6	7/11/2014 12:31 61.0	13/11/2014 7:01 63.1	18/11/2014 13:31 62.5
28/10/2014 12:01 63.2	1/11/2014 18:31 61.7	7/11/2014 13:01 60.6	13/11/2014 7:31 64.5	18/11/2014 14:01 62.6
28/10/2014 12:31 62.4	3/11/2014 7:01 62.2	7/11/2014 13:31 61.1	13/11/2014 8:01 62.2	18/11/2014 14:31 62.5
28/10/2014 13:01 63.7	3/11/2014 7:31 62.6	7/11/2014 14:01 61.8	13/11/2014 8:31 62.4	18/11/2014 15:01 62.5
28/10/2014 13:31 63.4	3/11/2014 8:01 61.3	7/11/2014 14:31 62.2	13/11/2014 9:01 63.3	18/11/2014 15:31 62.2
28/10/2014 14:01 62.5	3/11/2014 8:31 61.9	7/11/2014 15:01 61.4	13/11/2014 9:31 64.1	18/11/2014 16:01 63.5
28/10/2014 14:31 62.4	3/11/2014 9:01 62.7	7/11/2014 15:31 61.4	13/11/2014 10:01 62.7	18/11/2014 16:31 62.9
28/10/2014 15:01 62.4	3/11/2014 9:31 62.2	7/11/2014 16:01 61.7	13/11/2014 10:31 60.4	18/11/2014 17:01 61.4
28/10/2014 15:31 62.6	3/11/2014 10:01 62.5	7/11/2014 16:31 61.7	13/11/2014 11:01 60.6	18/11/2014 17:31 60.9
28/10/2014 16:01 62.6	3/11/2014 10:31 61.8	7/11/2014 17:01 60.4	13/11/2014 11:31 60.0	18/11/2014 18:01 60.9
28/10/2014 16:31 62.7	3/11/2014 11:01 61.4	7/11/2014 17:31 58.2	13/11/2014 12:01 60.0	18/11/2014 18:31 60.7
28/10/2014 17:01 62.7	3/11/2014 11:31 62.4	7/11/2014 18:01 58.3	13/11/2014 12:31 61.9	19/11/2014 7:01 63.3
28/10/2014 17:31 61.7	3/11/2014 12:01 61.9	7/11/2014 18:31 58.5	13/11/2014 13:01 62.5	19/11/2014 7:31 63.9
28/10/2014 18:01 60.2	3/11/2014 12:31 62.4	8/11/2014 7:01 63.6	13/11/2014 13:31 62.0	19/11/2014 8:01 60.7
28/10/2014 18:31 60.1	3/11/2014 13:01 63.9	8/11/2014 7:31 63.5	13/11/2014 14:01 61.6	19/11/2014 8:31 61.8
29/10/2014 7:01 62.6	3/11/2014 13:31 63.0	8/11/2014 8:01 63.4	13/11/2014 14:31 60.2	19/11/2014 9:01 61.7
29/10/2014 7:31 63.2	3/11/2014 14:01 61.9	8/11/2014 8:31 63.3	13/11/2014 15:01 61.0	19/11/2014 9:31 63.9
29/10/2014 8:01 60.8	3/11/2014 14:31 61.2	8/11/2014 9:01 63.7	13/11/2014 15:31 61.9	19/11/2014 10:01 63.4
29/10/2014 8:31 61.6	3/11/2014 15:01 62.2	8/11/2014 9:31 62.8	13/11/2014 16:01 62.8	19/11/2014 10:31 62.6
29/10/2014 9:01 60.9	3/11/2014 15:31 61.8	8/11/2014 10:01 62.6	13/11/2014 16:31 62.7	19/11/2014 11:01 62.4
29/10/2014 9:31 61.3	3/11/2014 16:01 62.1	8/11/2014 10:31 62.2	13/11/2014 17:01 62.0	19/11/2014 11:31 62.8
29/10/2014 10:01 62.3	3/11/2014 16:31 63.2	8/11/2014 11:01 62.1	13/11/2014 17:31 61.1	19/11/2014 12:01 63.5
29/10/2014 10:31 63.5	3/11/2014 17:01 61.8	8/11/2014 11:31 61.9	13/11/2014 18:01 58.9	19/11/2014 12:31 62.8
29/10/2014 11:01 64.4	3/11/2014 17:31 61.3	8/11/2014 12:01 60.9	13/11/2014 18:31 58.6	19/11/2014 13:01 64.2
29/10/2014 11:31 64.2	3/11/2014 18:01 61.2	8/11/2014 12:31 59.7	14/11/2014 7:01 63.2	19/11/2014 13:31 64.5
29/10/2014 12:01 63.6	3/11/2014 18:31 61.0	8/11/2014 13:01 62.0	14/11/2014 7:31 64.7	19/11/2014 14:01 62.3
29/10/2014 12:31 62.8	4/11/2014 7:01 62.7	8/11/2014 13:31 61.9	14/11/2014 8:01 62.3	19/11/2014 14:31 62.3
29/10/2014 13:01 63.8	4/11/2014 7:31 62.5	8/11/2014 14:01 62.2	14/11/2014 8:31 61.6	19/11/2014 15:01 62.0
29/10/2014 13:31 63.8	4/11/2014 8:01 61.7	8/11/2014 14:31 61.9	14/11/2014 9:01 61.4	19/11/2014 15:31 62.5
29/10/2014 14:01 62.7	4/11/2014 8:31 61.3	8/11/2014 15:01 61.2	14/11/2014 9:31 61.4	19/11/2014 16:01 63.5
29/10/2014 14:31 62.8	4/11/2014 9:01 62.1	8/11/2014 15:31 60.7	14/11/2014 10:01 61.3	19/11/2014 16:31 64.2
29/10/2014 15:01 62.9	4/11/2014 9:31 62.6	8/11/2014 16:01 61.1	14/11/2014 10:31 62.3	19/11/2014 17:01 62.3
29/10/2014 15:31 64.0	4/11/2014 10:01 63.2	8/11/2014 16:31 61.1	14/11/2014 11:01 63.2	19/11/2014 17:31 61.0
29/10/2014 16:01 63.8	4/11/2014 10:31 63.4	8/11/2014 17:01 61.6	14/11/2014 11:31 62.6	19/11/2014 18:01 60.4
29/10/2014 16:31 63.3	4/11/2014 11:01 62.9	8/11/2014 17:31 63.8	14/11/2014 12:01 61.7	19/11/2014 18:31 59.3
29/10/2014 17:01 62.3	4/11/2014 11:31 63.8	8/11/2014 18:01 63.3	14/11/2014 12:31 61.8	20/11/2014 7:01 62.9
29/10/2014 17:31 60.8	4/11/2014 12:01 63.8	8/11/2014 18:31 62.6	14/11/2014 13:01 62.5	20/11/2014 7:31 62.4
29/10/2014 18:01 60.8	4/11/2014 12:31 64.1	10/11/2014 7:01 63.3	14/11/2014 13:31 62.5	20/11/2014 8:01 62.6
29/10/2014 18:31 61.4	4/11/2014 13:01 64.3	10/11/2014 7:31 64.5	14/11/2014 14:01 62.5	20/11/2014 8:31 63.2
30/10/2014 7:01 62.6	4/11/2014 13:31 64.2	10/11/2014 8:01 61.3	14/11/2014 14:31 62.1	20/11/2014 9:01 64.3
30/10/2014 7:31 63.2	4/11/2014 14:01 63.9	10/11/2014 8:31 61.5	14/11/2014 15:01 61.6	20/11/2014 9:31 64.1
30/10/2014 8:01 61.8	4/11/2014 14:31 62.2	10/11/2014 9:01 61.1	14/11/2014 15:31 61.4	20/11/2014 10:01 64.8
30/10/2014 8:31 61.5	4/11/2014 15:01 61.0	10/11/2014 9:31 62.1	14/11/2014 16:01 60.6	20/11/2014 10:31 63.9
30/10/2014 9:01 62.8	4/11/2014 15:31 60.1	10/11/2014 10:01 63.4	14/11/2014 16:31 61.2	20/11/2014 11:01 63.2
30/10/2014 9:31 63.4	4/11/2014 16:01 60.2	10/11/2014 10:31 62.9	14/11/2014 17:01 61.2	20/11/2014 11:31 63.6
30/10/2014 10:01 63.4	4/11/2014 16:31 60.1	10/11/2014 11:01 63.8	14/11/2014 17:31 60.3	20/11/2014 12:01 62.3
30/10/2014 10:31 63.4	4/11/2014 17:01 59.9	10/11/2014 11:31 64.4	14/11/2014 18:01 59.7	20/11/2014 12:31 63.9
30/10/2014 11:01 63.6	4/11/2014 17:31 59.9	10/11/2014 12:01 63.8	14/11/2014 18:31 59.6	20/11/2014 13:01 64.3
30/10/2014 11:31 62.7	4/11/2014 18:01 59.8	10/11/2014 12:31 64.1	15/11/2014 7:01 63.4	20/11/2014 13:31 63.9
30/10/2014 12:01 63.1	4/11/2014 18:31 60.8	10/11/2014 13:01 63.0	15/11/2014 7:31 64.2	20/11/2014 14:01 62.5
30/10/2014 12:31 63.0	5/11/2014 7:01 62.7	10/11/2014 13:31 62.8	15/11/2014 8:01 64.5	20/11/2014 14:31 60.7
30/10/2014 13:01 63.8	5/11/2014 7:31 63.5	10/11/2014 14:01 61.8	15/11/2014 8:31 63.9	20/11/2014 15:01 62.0
30/10/2014 13:31 63.9	5/11/2014 8:01 61.7	10/11/2014 14:31 61.1	15/11/2014 9:01 64.2	20/11/2014 15:31 61.8
30/10/2014 14:01 62.6	5/11/2014 8:31 61.1	10/11/2014 15:01 61.0	15/11/2014 9:31 63.4	20/11/2014 16:01 62.5
30/10/2014 14:31 62.0	5/11/2014 9:01 61.8	10/11/2014 15:31 61.6	15/11/2014 10:01 62.8	20/11/2014 16:31 62.9
30/10/2014 15:01 62.3	5/11/2014 9:31 60.5	10/11/2014 16:01 61.9	15/11/2014 10:31 62.7	20/11/2014 17:01 63.4
30/10/2014 15:31 61.9	5/11/2014 10:01 61.5	10/11/2014 16:31 62.7	15/11/2014 11:01 62.9	20/11/2014 17:31 61.2
30/10/2014 16:01 62.0	5/11/2014 10:31 61.7	10/11/2014 17:01 62.3	15/11/2014 11:31 62.1	20/11/2014 18:01 59.6
30/10/2014 16:31 62.4	5/11/2014 11:01 61.6	10/11/2014 17:31 61.5	15/11/2014 12:01 62.5	20/11/2014 18:31 59.9
30/10/2014 17:01 62.3	5/11/2014 11:31 62.0	10/11/2014 18:01 61.5	15/11/2014 12:31 62.3	21/11/2014 7:01 62.8
30/10/2014 17:31 60.5	5/11/2014 12:01 60.2	10/11/2014 18:31 62.2	15/11/2014 13:01 62.7	21/11/2014 7:31 63.2
30/10/2014 18:01 61.0	5/11/2014 12:31 61.4	11/11/2014 7:01 63.6	15/11/2014 13:31 62.4	21/11/2014 8:01 61.7
30/10/2014 18:31 61.6	5/11/2014 13:01 62.4	11/11/2014 7:31 62.1	15/11/2014 14:01 62.8	21/11/2014 8:31 61.8
31/10/2014 7:01 63.1	5/11/2014 13:31 62.9	11/11/2014 8:01 61.1	15/11/2014 14:31 63.1	21/11/2014 9:01 62.7
31/10/2014 7:31 62.8	5/11/2014 14:01 62.5	11/11/2014 8:31 61.7	15/11/2014 15:01 62.5	21/11/2014 9:31 63.5
31/10/2014 8:01 62.2	5/11/2014 14:31 62.9	11/11/2014 9:01 61.0	15/11/2014 15:31 62.4	21/11/2014 10:01 63.3
31/10/2014 8:31 62.2	5/11/2014 15:01 62.0	11/11/2014 9:31 61.3	15/11/2014 16:01 62.4	21/11/2014 10:31 62.6
31/10/2014 9:01 62.8	5/11/2014 15:31 62.4	11/11/2014 10:01 61.4	15/11/2014 16:31 62.2	21/11/2014 11:01 62.9
31/10/2014 9:31 62.3	5/11/2014 16:01 62.3	11/11/2014 10:31 61.6	15/11/2014 17:01 62.1	21/11/2014 11:31 62.5
31/10/2014 10:01 62.6	5/11/2014 16:31 63.6	11/11/2014 11:01 61.6	15/11/2014 17:31 61.1	21/11/2014 12:01 61.1
31/10/2014 10:31 63.2	5/11/2014 17:01 62.2	11/11/2014 11:31 60.4	15/11/2014 18:01 61.1	21/11/2014 12:31 60.9
31/10/2014 11:01 62.8	5/11/2014 17:31 61.8	11/11/2014 12:01 60.6	15/11/2014 18:31 62.3	21/11/2014 13:01 62.0
31/10/2014 11:31 62.6	5/11/2014 18:01 61.2	11/11/2014 12:31 60.8	17/11/2014 7:01 62.8	21/11/2014 13:31 62.7
31/10/2014 12:01 63.0	5/11/2014 18:31 60.8	11/11/2014 13:01 61.2	17/11/2014 7:31 61.9	21/11/2014 14:01 62.1
31/10/2014 12:31 64.1	6/11/2014 7:01 62.9	11/11/2014 13:31 61.0	17/11/2014 8:01 61.2	21/11/2014 14:31 61.7
31/10/2014 13:01 63.8	6/11/2014 7:31 63.9	11/11/2014 14:01 61.1	17/11/2014 8:31 61.8	21/11/2014 15:01 61.5
31/10/2014 13:31 63.6	6/11/2014 8:01 62.0	11/11/2014 14:31 61.3	17/11/2014 9:01 62.2	

Real-time Noise Data	RTN4 (Causeway Bay Community Centre)			
Normal Day 19:00-23:00	30/10/2014 19:41 62.6	1/11/2014 20:46 62.0	2/11/2014 13:51 62.7	2/11/2014 22:56 61.1
Sunday & Holiday	30/10/2014 19:46 61.8	1/11/2014 20:51 62.8	2/11/2014 13:56 62.7	3/11/2014 19:01 60.3
07:00-23:00	30/10/2014 19:51 63.0	1/11/2014 20:56 61.7	2/11/2014 14:01 62.0	3/11/2014 19:06 62.1
	30/10/2014 19:56 62.6	1/11/2014 21:01 62.6	2/11/2014 14:06 63.0	3/11/2014 19:11 62.7
	30/10/2014 20:01 62.4	1/11/2014 21:06 62.4	2/11/2014 14:11 62.8	3/11/2014 19:16 62.5
28/10/2014 19:01 60.0	30/10/2014 20:06 63.4	1/11/2014 21:11 63.0	2/11/2014 14:16 62.5	3/11/2014 19:21 62.5
28/10/2014 19:06 59.9	30/10/2014 20:11 63.0	1/11/2014 21:16 61.8	2/11/2014 14:21 44.3	3/11/2014 19:26 62.4
28/10/2014 19:11 60.3	30/10/2014 20:16 63.1	1/11/2014 21:21 63.2	2/11/2014 14:26 62.5	3/11/2014 19:31 62.5
28/10/2014 19:16 59.5	30/10/2014 20:21 63.5	1/11/2014 21:26 61.8	2/11/2014 14:31 62.3	3/11/2014 19:36 62.8
28/10/2014 19:21 62.4	30/10/2014 20:26 62.9	1/11/2014 21:31 61.6	2/11/2014 14:36 62.3	3/11/2014 19:41 63.0
28/10/2014 19:26 61.1	30/10/2014 20:31 63.6	1/11/2014 21:36 63.0	2/11/2014 14:41 61.1	3/11/2014 19:46 63.2
28/10/2014 19:31 60.6	30/10/2014 20:36 59.9	1/11/2014 21:41 61.6	2/11/2014 14:46 62.5	3/11/2014 19:51 63.6
28/10/2014 19:36 61.1	30/10/2014 20:41 63.0	1/11/2014 21:46 61.7	2/11/2014 14:51 63.4	3/11/2014 19:56 63.1
28/10/2014 19:41 61.5	30/10/2014 20:46 62.0	1/11/2014 21:51 62.2	2/11/2014 14:56 62.3	3/11/2014 20:01 62.4
28/10/2014 19:46 62.7	30/10/2014 20:51 63.1	1/11/2014 21:56 62.0	2/11/2014 15:01 62.9	3/11/2014 20:06 62.6
28/10/2014 19:51 63.3	30/10/2014 20:56 62.6	1/11/2014 22:01 63.2	2/11/2014 15:06 62.8	3/11/2014 20:11 63.5
28/10/2014 19:56 63.7	30/10/2014 21:01 62.6	1/11/2014 22:06 63.0	2/11/2014 15:11 62.9	3/11/2014 20:16 62.1
28/10/2014 20:01 63.6	30/10/2014 21:06 62.8	1/11/2014 22:11 50.4	2/11/2014 15:16 62.9	3/11/2014 20:21 62.7
28/10/2014 20:06 63.4	30/10/2014 21:11 63.0	1/11/2014 22:16 62.5	2/11/2014 15:21 62.5	3/11/2014 20:26 63.1
28/10/2014 20:11 63.4	30/10/2014 21:16 63.5	1/11/2014 22:21 62.2	2/11/2014 15:26 52.9	3/11/2014 20:31 55.2
28/10/2014 20:16 62.5	30/10/2014 21:21 63.3	1/11/2014 22:26 62.6	2/11/2014 15:31 62.9	3/11/2014 20:36 63.0
28/10/2014 20:21 63.0	30/10/2014 21:26 63.0	1/11/2014 22:31 62.3	2/11/2014 15:36 63.0	3/11/2014 20:41 62.5
28/10/2014 20:26 62.6	30/10/2014 21:31 63.1	1/11/2014 22:36 61.5	2/11/2014 15:41 63.3	3/11/2014 20:46 63.1
28/10/2014 20:31 62.8	30/10/2014 21:36 62.9	1/11/2014 22:41 61.8	2/11/2014 15:46 63.0	3/11/2014 20:51 62.2
28/10/2014 20:36 63.0	30/10/2014 21:41 63.4	1/11/2014 22:46 62.5	2/11/2014 15:51 63.4	3/11/2014 20:56 62.8
28/10/2014 20:41 63.0	30/10/2014 21:46 63.4	1/11/2014 22:51 61.7	2/11/2014 15:56 63.0	3/11/2014 21:01 62.2
28/10/2014 20:46 62.3	30/10/2014 21:51 62.4	1/11/2014 22:56 62.1	2/11/2014 16:01 63.5	3/11/2014 21:06 62.2
28/10/2014 20:51 62.9	30/10/2014 21:56 62.6	2/11/2014 7:01 60.7	2/11/2014 16:06 63.1	3/11/2014 21:11 62.9
28/10/2014 20:56 63.1	30/10/2014 22:01 62.2	2/11/2014 7:06 61.2	2/11/2014 16:11 62.8	3/11/2014 21:16 62.4
28/10/2014 21:01 62.9	30/10/2014 22:06 64.1	2/11/2014 7:11 61.3	2/11/2014 16:16 62.8	3/11/2014 21:21 62.3
28/10/2014 21:06 63.0	30/10/2014 22:11 62.7	2/11/2014 7:16 61.9	2/11/2014 16:21 62.8	3/11/2014 21:26 61.9
28/10/2014 21:11 62.9	30/10/2014 22:16 63.3	2/11/2014 7:21 60.6	2/11/2014 16:26 62.7	3/11/2014 21:31 62.3
28/10/2014 21:16 62.8	30/10/2014 22:21 61.5	2/11/2014 7:26 62.3	2/11/2014 16:31 63.0	3/11/2014 21:36 61.7
28/10/2014 21:21 63.0	30/10/2014 22:26 62.3	2/11/2014 7:31 62.5	2/11/2014 16:36 43.4	3/11/2014 21:41 61.9
28/10/2014 21:26 63.0	30/10/2014 22:31 62.2	2/11/2014 7:36 62.0	2/11/2014 16:41 63.2	3/11/2014 21:46 62.0
28/10/2014 21:31 63.7	30/10/2014 22:36 62.4	2/11/2014 7:41 61.8	2/11/2014 16:46 63.0	3/11/2014 21:51 62.9
28/10/2014 21:36 63.2	30/10/2014 22:41 62.2	2/11/2014 7:46 63.0	2/11/2014 16:51 63.4	3/11/2014 21:56 62.5
28/10/2014 21:41 62.6	30/10/2014 22:46 62.2	2/11/2014 7:51 61.8	2/11/2014 16:56 62.6	3/11/2014 22:01 62.2
28/10/2014 21:46 62.4	30/10/2014 22:51 62.1	2/11/2014 7:56 61.8	2/11/2014 17:01 62.8	3/11/2014 22:06 63.0
28/10/2014 21:51 63.2	30/10/2014 22:56 61.6	2/11/2014 8:01 61.6	2/11/2014 17:06 63.0	3/11/2014 22:11 61.9
28/10/2014 21:56 61.9	31/10/2014 19:01 61.5	2/11/2014 8:06 62.6	2/11/2014 17:11 62.6	3/11/2014 22:16 62.2
28/10/2014 22:01 62.5	31/10/2014 19:06 61.5	2/11/2014 8:11 63.4	2/11/2014 17:16 62.5	3/11/2014 22:21 61.9
28/10/2014 22:06 62.4	31/10/2014 19:11 62.2	2/11/2014 8:16 62.3	2/11/2014 17:21 63.0	3/11/2014 22:26 62.3
28/10/2014 22:11 63.0	31/10/2014 19:16 61.8	2/11/2014 8:21 62.1	2/11/2014 17:26 62.5	3/11/2014 22:31 62.2
28/10/2014 22:16 63.5	31/10/2014 19:21 62.0	2/11/2014 8:26 62.5	2/11/2014 17:31 62.7	3/11/2014 22:36 63.0
28/10/2014 22:21 61.9	31/10/2014 19:26 62.6	2/11/2014 8:31 63.0	2/11/2014 17:36 63.4	3/11/2014 22:41 62.2
28/10/2014 22:26 62.4	31/10/2014 19:31 63.0	2/11/2014 8:36 62.6	2/11/2014 17:41 62.1	3/11/2014 22:46 61.8
28/10/2014 22:31 62.1	31/10/2014 19:36 63.3	2/11/2014 8:41 61.8	2/11/2014 17:46 49.4	3/11/2014 22:51 61.0
28/10/2014 22:36 62.8	31/10/2014 19:41 63.7	2/11/2014 8:46 63.3	2/11/2014 17:51 62.8	3/11/2014 22:56 62.4
28/10/2014 22:41 62.3	31/10/2014 19:46 63.1	2/11/2014 8:51 62.6	2/11/2014 17:56 62.7	4/11/2014 19:01 61.6
28/10/2014 22:46 47.4	31/10/2014 19:51 63.5	2/11/2014 8:56 62.7	2/11/2014 18:01 63.2	4/11/2014 19:06 62.2
28/10/2014 22:51 61.5	31/10/2014 19:56 63.7	2/11/2014 9:01 63.4	2/11/2014 18:06 62.5	4/11/2014 19:11 60.3
28/10/2014 22:56 61.8	31/10/2014 20:01 63.6	2/11/2014 9:06 63.1	2/11/2014 18:11 62.9	4/11/2014 19:16 61.4
29/10/2014 19:01 61.1	31/10/2014 20:06 51.1	2/11/2014 9:11 63.4	2/11/2014 18:16 62.9	4/11/2014 19:21 61.8
29/10/2014 19:06 61.9	31/10/2014 20:11 63.6	2/11/2014 9:16 50.2	2/11/2014 18:21 63.2	4/11/2014 19:26 61.9
29/10/2014 19:11 62.8	31/10/2014 20:16 63.1	2/11/2014 9:21 52.1	2/11/2014 18:26 61.9	4/11/2014 19:31 62.1
29/10/2014 19:16 63.0	31/10/2014 20:21 63.3	2/11/2014 9:26 63.4	2/11/2014 18:31 62.1	4/11/2014 19:36 63.2
29/10/2014 19:21 63.4	31/10/2014 20:26 63.4	2/11/2014 9:31 43.4	2/11/2014 18:36 61.6	4/11/2014 19:41 62.6
29/10/2014 19:26 50.2	31/10/2014 20:31 62.1	2/11/2014 9:36 62.8	2/11/2014 18:41 61.8	4/11/2014 19:46 62.8
29/10/2014 19:31 63.1	31/10/2014 20:36 62.9	2/11/2014 9:41 62.9	2/11/2014 18:46 60.9	4/11/2014 19:51 62.8
29/10/2014 19:36 62.9	31/10/2014 20:41 63.3	2/11/2014 9:46 63.4	2/11/2014 18:51 61.2	4/11/2014 19:56 63.0
29/10/2014 19:41 63.3	31/10/2014 20:46 63.0	2/11/2014 9:51 63.0	2/11/2014 18:56 60.7	4/11/2014 20:01 63.2
29/10/2014 19:46 62.4	31/10/2014 20:51 62.6	2/11/2014 9:56 63.1	2/11/2014 19:01 62.2	4/11/2014 20:06 63.4
29/10/2014 19:51 63.6	31/10/2014 20:56 62.6	2/11/2014 10:01 62.9	2/11/2014 19:06 62.2	4/11/2014 20:11 42.1
29/10/2014 19:56 63.5	31/10/2014 21:01 62.7	2/11/2014 10:06 50.2	2/11/2014 19:11 62.5	4/11/2014 20:16 63.2
29/10/2014 20:01 62.3	31/10/2014 21:06 62.6	2/11/2014 10:11 63.6	2/11/2014 19:16 61.7	4/11/2014 20:21 62.3
29/10/2014 20:06 63.4	31/10/2014 21:11 63.5	2/11/2014 10:16 62.5	2/11/2014 19:21 62.1	4/11/2014 20:26 63.1
29/10/2014 20:11 63.5	31/10/2014 21:16 62.5	2/11/2014 10:21 47.4	2/11/2014 19:26 62.8	4/11/2014 20:31 62.6
29/10/2014 20:16 42.1	31/10/2014 21:21 63.0	2/11/2014 10:26 62.9	2/11/2014 19:31 62.0	4/11/2014 20:36 62.7
29/10/2014 20:21 63.0	31/10/2014 21:26 62.7	2/11/2014 10:31 63.1	2/11/2014 19:36 62.0	4/11/2014 20:41 62.8
29/10/2014 20:26 62.8	31/10/2014 21:31 62.5	2/11/2014 10:36 63.0	2/11/2014 19:41 62.4	4/11/2014 20:46 63.1
29/10/2014 20:31 62.5	31/10/2014 21:36 63.0	2/11/2014 10:41 63.0	2/11/2014 19:46 62.6	4/11/2014 20:51 62.6
29/10/2014 20:36 63.5	31/10/2014 21:41 62.8	2/11/2014 10:46 63.2	2/11/2014 19:51 62.0	4/11/2014 20:56 63.0
29/10/2014 20:41 63.0	31/10/2014 21:46 62.4	2/11/2014 10:51 63.3	2/11/2014 19:56 62.2	4/11/2014 21:01 62.3
29/10/2014 20:46 62.9	31/10/2014 21:51 62.5	2/11/2014 10:56 63.5	2/11/2014 20:01 62.1	4/11/2014 21:06 62.4
29/10/2014 20:51 63.2	31/10/2014 21:56 62.2	2/11/2014 11:01 42.1	2/11/2014 20:06 61.5	4/11/2014 21:11 62.9
29/10/2014 20:56 63.1	31/10/2014 22:01 63.0	2/11/2014 11:06 63.5	2/11/2014 20:11 62.3	4/11/2014 21:16 62.2
29/10/2014 21:01 62.3	31/10/2014 22:06 62.8	2/11/2014 11:11 62.6	2/11/2014 20:16 61.6	4/11/2014 21:21 62.7
29/10/2014 21:06 63.0	31/10/2014 22:11 62.8	2/11/2014 11:16 62.7	2/11/2014 20:21 62.0	4/11/2014 21:26 62.4
29/10/2014 21:11 63.2	31/10/2014 22:16 62.3	2/11/2014 11:21 62.1	2/11/2014 20:26 62.6	4/11/2014 21:31 62.0
29/10/2014 21:16 62.4	31/10/2014 22:21 62.2	2/11/2014 11:26 62.0	2/11/2014 20:31 61.8	4/11/2014 21:36 63.3
29/10/2014 21:21 62.6	31/10/2014 22:26 62.6	2/11/2014 11:31 62.3	2/11/2014 20:36 62.2	4/11/2014 21:41 63.4
29/10/2014 21:26 62.9	31/10/2014 22:31 62.0	2/11/2014 11:36 61.8	2/11/2014 20:41 62.2	4/11/2014 21:46 62.3
29/10/2014 21:31 62.1	31/10/2014 22:36 62.1	2/11/2014 11:41 63.5	2/11/2014 20:46 61.9	4/11/2014 21:51 61.9
29/10/2014 21:36 62.8	31/10/2014 22:41 62.1	2/11/2014 11:46 63.5	2/11/2014 20:51 61.7	4/11/2014 21:56 62.2
29/10/2014 21:41 62.1	31/10/2014 22:46 63.1	2/11/2014 11:51 62.8	2/11/2014 20:56 61.8	4/11/2014 22:01 62.5
29/10/2014 21:46 62.8	31/10/2014 22:51 63.4	2/11/2014 11:56 62.8	2/11/2014 21:01 61.9	4/11/2014 22:06 63.4
29/10/2014 21:51 62.7	31/10/2014 22:56 48.5	2/11/2014 12:01 63.3	2/11/2014 21:06 61.6	4/11/2014 22:11 61.9
29/10/2014 21:56 62.6	1/11/2014 19:01 61.6	2/11/2014 12:06 62.2	2/11/2014 21:11 61.3	4/11/2014 22:16 62.0
29/10/2014 22:01 62.1	1/11/2014 19:06			

Real-time Noise Data		RTN4 (Causeway Bay Community Centre)					
7/11/2014 21:06	62.6	9/11/2014 10:11	40.3	9/11/2014 19:16	62.4	11/11/2014 20:21	63.3
7/11/2014 21:11	62.5	9/11/2014 10:16	63.4	9/11/2014 19:21	62.2	11/11/2014 20:26	63.2
7/11/2014 21:16	62.6	9/11/2014 10:21	61.9	9/11/2014 19:26	62.3	11/11/2014 20:31	62.5
7/11/2014 21:21	62.7	9/11/2014 10:26	63.4	9/11/2014 19:31	63.0	11/11/2014 20:36	63.7
7/11/2014 21:26	62.6	9/11/2014 10:31	62.3	9/11/2014 19:36	63.1	11/11/2014 20:41	62.4
7/11/2014 21:31	62.4	9/11/2014 10:36	62.2	9/11/2014 19:41	62.8	11/11/2014 20:46	62.7
7/11/2014 21:36	63.0	9/11/2014 10:41	61.8	9/11/2014 19:46	63.1	11/11/2014 20:51	63.0
7/11/2014 21:41	63.2	9/11/2014 10:46	62.2	9/11/2014 19:51	62.8	11/11/2014 20:56	62.3
7/11/2014 21:46	62.5	9/11/2014 10:51	62.0	9/11/2014 19:56	62.8	11/11/2014 21:01	62.5
7/11/2014 21:51	62.7	9/11/2014 10:56	62.7	9/11/2014 20:01	62.2	11/11/2014 21:06	63.0
7/11/2014 21:56	62.7	9/11/2014 11:01	63.3	9/11/2014 20:06	62.6	11/11/2014 21:11	63.2
7/11/2014 22:01	62.3	9/11/2014 11:06	55.1	9/11/2014 20:11	63.3	11/11/2014 21:16	63.3
7/11/2014 22:06	62.9	9/11/2014 11:11	62.2	9/11/2014 20:16	62.2	11/11/2014 21:21	63.0
7/11/2014 22:11	63.1	9/11/2014 11:16	62.8	9/11/2014 20:21	62.6	11/11/2014 21:26	62.8
7/11/2014 22:16	63.0	9/11/2014 11:21	62.7	9/11/2014 20:26	63.2	11/11/2014 21:31	62.3
7/11/2014 22:21	63.0	9/11/2014 11:26	62.7	9/11/2014 20:31	62.4	11/11/2014 21:36	62.8
7/11/2014 22:26	62.4	9/11/2014 11:31	62.7	9/11/2014 20:36	62.2	11/11/2014 21:41	62.7
7/11/2014 22:31	60.3	9/11/2014 11:36	63.2	9/11/2014 20:41	62.6	11/11/2014 21:46	62.8
7/11/2014 22:36	59.7	9/11/2014 11:41	47.8	9/11/2014 20:46	62.3	11/11/2014 21:51	63.3
7/11/2014 22:41	59.4	9/11/2014 11:46	63.4	9/11/2014 20:51	62.6	11/11/2014 21:56	63.0
7/11/2014 22:46	59.8	9/11/2014 11:51	63.3	9/11/2014 20:56	62.5	11/11/2014 22:01	62.1
7/11/2014 22:51	58.8	9/11/2014 11:56	63.1	9/11/2014 21:01	62.4	11/11/2014 22:06	62.7
7/11/2014 22:56	58.4	9/11/2014 12:01	63.4	9/11/2014 21:06	62.6	11/11/2014 22:11	54.7
8/11/2014 19:01	62.5	9/11/2014 12:06	62.9	9/11/2014 21:11	62.7	11/11/2014 22:16	63.2
8/11/2014 19:06	62.9	9/11/2014 12:11	63.1	9/11/2014 21:16	62.2	11/11/2014 22:21	62.5
8/11/2014 19:11	63.6	9/11/2014 12:16	62.4	9/11/2014 21:21	62.5	11/11/2014 22:26	62.7
8/11/2014 19:16	62.5	9/11/2014 12:21	62.8	9/11/2014 21:26	62.3	11/11/2014 22:31	62.4
8/11/2014 19:21	57.0	9/11/2014 12:26	61.9	9/11/2014 21:31	62.9	11/11/2014 22:36	62.6
8/11/2014 19:26	50.4	9/11/2014 12:31	63.2	9/11/2014 21:36	62.8	11/11/2014 22:41	62.7
8/11/2014 19:31	54.8	9/11/2014 12:36	62.8	9/11/2014 21:41	62.4	11/11/2014 22:46	62.1
8/11/2014 19:36	55.5	9/11/2014 12:41	63.0	9/11/2014 21:46	62.8	11/11/2014 22:51	61.6
8/11/2014 19:41	46.9	9/11/2014 12:46	63.0	9/11/2014 21:51	56.5	11/11/2014 22:56	61.8
8/11/2014 19:46	63.6	9/11/2014 12:51	63.2	9/11/2014 21:56	63.2	12/11/2014 19:01	61.1
8/11/2014 19:51	53.4	9/11/2014 12:56	63.2	9/11/2014 22:01	62.3	12/11/2014 19:06	63.0
8/11/2014 19:56	63.6	9/11/2014 13:01	63.3	9/11/2014 22:06	56.3	12/11/2014 19:11	61.7
8/11/2014 20:01	57.4	9/11/2014 13:06	55.2	9/11/2014 22:11	62.5	12/11/2014 19:16	61.2
8/11/2014 20:06	51.1	9/11/2014 13:11	62.5	9/11/2014 22:16	62.0	12/11/2014 19:21	60.9
8/11/2014 20:11	59.3	9/11/2014 13:16	62.4	9/11/2014 22:21	62.1	12/11/2014 19:26	63.2
8/11/2014 20:16	47.8	9/11/2014 13:21	63.4	9/11/2014 22:26	63.0	12/11/2014 19:31	62.5
8/11/2014 20:21	54.4	9/11/2014 13:26	60.9	9/11/2014 22:31	62.0	12/11/2014 19:36	63.0
8/11/2014 20:26	53.9	9/11/2014 13:31	61.6	9/11/2014 22:36	61.9	12/11/2014 19:41	63.1
8/11/2014 20:31	55.3	9/11/2014 13:36	61.4	9/11/2014 22:41	62.9	12/11/2014 19:46	61.9
8/11/2014 20:36	63.6	9/11/2014 13:41	62.2	9/11/2014 22:46	60.8	12/11/2014 19:51	62.7
8/11/2014 20:41	50.2	9/11/2014 13:46	62.1	9/11/2014 22:51	61.6	12/11/2014 19:56	62.0
8/11/2014 20:46	56.1	9/11/2014 13:51	63.2	9/11/2014 22:56	61.9	12/11/2014 20:01	63.1
8/11/2014 20:51	54.0	9/11/2014 13:56	63.1	10/11/2014 19:01	50.9	12/11/2014 20:06	62.5
8/11/2014 20:56	52.9	9/11/2014 14:01	63.5	10/11/2014 19:06	63.2	12/11/2014 20:11	62.4
8/11/2014 21:01	47.8	9/11/2014 14:06	63.7	10/11/2014 19:11	62.8	12/11/2014 20:16	61.7
8/11/2014 21:06	37.3	9/11/2014 14:11	63.4	10/11/2014 19:16	62.8	12/11/2014 20:21	62.2
8/11/2014 21:11	63.6	9/11/2014 14:16	61.8	10/11/2014 19:21	63.4	12/11/2014 20:26	62.3
8/11/2014 21:16	63.6	9/11/2014 14:21	62.9	10/11/2014 19:26	62.8	12/11/2014 20:31	62.6
8/11/2014 21:21	63.5	9/11/2014 14:26	61.2	10/11/2014 19:31	63.2	12/11/2014 20:36	62.5
8/11/2014 21:26	54.6	9/11/2014 14:31	62.7	10/11/2014 19:36	63.1	12/11/2014 20:41	63.0
8/11/2014 21:31	63.5	9/11/2014 14:36	62.6	10/11/2014 19:41	63.1	12/11/2014 20:46	62.3
8/11/2014 21:36	63.5	9/11/2014 14:41	46.4	10/11/2014 19:46	47.4	12/11/2014 20:51	62.1
8/11/2014 21:41	63.3	9/11/2014 14:46	63.3	10/11/2014 19:51	56.6	12/11/2014 20:56	62.4
8/11/2014 21:46	63.5	9/11/2014 14:51	62.9	10/11/2014 19:56	63.6	12/11/2014 21:01	63.0
8/11/2014 21:51	58.4	9/11/2014 14:56	63.4	10/11/2014 20:01	62.9	12/11/2014 21:06	62.5
8/11/2014 21:56	63.5	9/11/2014 15:01	50.2	10/11/2014 20:06	55.7	12/11/2014 21:11	62.7
8/11/2014 22:01	63.6	9/11/2014 15:06	62.9	10/11/2014 20:11	54.4	12/11/2014 21:16	62.1
8/11/2014 22:06	52.5	9/11/2014 15:11	63.1	10/11/2014 20:16	63.7	12/11/2014 21:21	62.6
8/11/2014 22:11	63.7	9/11/2014 15:16	63.3	10/11/2014 20:21	52.5	12/11/2014 21:26	62.6
8/11/2014 22:16	50.0	9/11/2014 15:21	63.4	10/11/2014 20:26	56.3	12/11/2014 21:31	62.2
8/11/2014 22:21	63.3	9/11/2014 15:26	63.5	10/11/2014 20:31	62.7	12/11/2014 21:36	62.0
8/11/2014 22:26	63.5	9/11/2014 15:31	63.0	10/11/2014 20:36	63.5	12/11/2014 21:41	63.5
8/11/2014 22:31	63.4	9/11/2014 15:36	63.5	10/11/2014 20:41	63.0	12/11/2014 21:46	62.5
8/11/2014 22:36	63.6	9/11/2014 15:41	61.7	10/11/2014 20:46	63.5	12/11/2014 21:51	62.7
8/11/2014 22:41	63.3	9/11/2014 15:46	62.9	10/11/2014 20:51	63.3	12/11/2014 21:56	62.4
8/11/2014 22:46	63.2	9/11/2014 15:51	63.3	10/11/2014 20:56	63.0	12/11/2014 22:01	62.5
8/11/2014 22:51	63.5	9/11/2014 15:56	59.2	10/11/2014 21:01	62.7	12/11/2014 22:06	62.3
8/11/2014 22:56	63.1	9/11/2014 16:01	63.6	10/11/2014 21:06	62.7	12/11/2014 22:11	62.4
9/11/2014 7:01	62.4	9/11/2014 16:06	63.5	10/11/2014 21:11	50.6	12/11/2014 22:16	62.2
9/11/2014 7:06	61.6	9/11/2014 16:11	63.4	10/11/2014 21:16	62.6	12/11/2014 22:21	62.4
9/11/2014 7:11	63.6	9/11/2014 16:16	63.2	10/11/2014 21:21	62.9	12/11/2014 22:26	62.6
9/11/2014 7:16	62.9	9/11/2014 16:21	63.5	10/11/2014 21:26	63.1	12/11/2014 22:31	63.1
9/11/2014 7:21	62.4	9/11/2014 16:26	63.5	10/11/2014 21:31	62.4	12/11/2014 22:36	62.9
9/11/2014 7:26	63.1	9/11/2014 16:31	63.4	10/11/2014 21:36	62.6	12/11/2014 22:41	62.8
9/11/2014 7:31	62.6	9/11/2014 16:36	49.4	10/11/2014 21:41	62.8	12/11/2014 22:46	63.3
9/11/2014 7:36	62.8	9/11/2014 16:41	63.4	10/11/2014 21:46	62.8	12/11/2014 22:51	61.8
9/11/2014 7:41	62.3	9/11/2014 16:46	63.5	10/11/2014 21:51	61.8	12/11/2014 22:56	62.4
9/11/2014 7:46	62.1	9/11/2014 16:51	52.2	10/11/2014 21:56	63.1	13/11/2014 19:01	59.3
9/11/2014 7:51	62.9	9/11/2014 16:56	51.2	10/11/2014 22:01	62.8	13/11/2014 19:06	59.1
9/11/2014 7:56	62.4	9/11/2014 17:01	47.8	10/11/2014 22:06	63.2	13/11/2014 19:11	61.8
9/11/2014 8:01	62.8	9/11/2014 17:06	53.3	10/11/2014 22:11	62.3	13/11/2014 19:16	61.6
9/11/2014 8:06	62.8	9/11/2014 17:11	63.4	10/11/2014 22:16	63.3	13/11/2014 19:21	63.5
9/11/2014 8:11	53.5	9/11/2014 17:16	63.1	10/11/2014 22:21	60.3	13/11/2014 19:26	62.3
9/11/2014 8:16	62.4	9/11/2014 17:21	62.6	10/11/2014 22:26	62.8	13/11/2014 19:31	62.9
9/11/2014 8:21	62.9	9/11/2014 17:26	62.8	10/11/2014 22:31	62.7	13/11/2014 19:36	62.9
9/11/2014 8:26	63.5	9/11/2014 17:31	63.1	10/11/2014 22:36	62.7	13/11/2014 19:41	62.8
9/11/2014 8:31	63.4	9/11/2014 17:36	62.4	10/11/2014 22:41	62.1	13/11/2014 19:46	62.9
9/11/2014 8:36	63.2	9/11/2014 17:41	63.6	10/11/2014 22:46	61.9	13/11/2014 19:51	62.9
9/11/2014 8:41	63.4	9/11/2014 17:46	63.1	10/11/2014 22:51	62.7	13/11/2014 19:56	63.3
9/11/2014 8:46	63.0	9/11/2014 17:51	63.6	10/11/2014 22:56	62.8	13/11/2014 20:01	57.9
9/11/2014 8:51	43.4	9/11/2014 17:56	62.8	11/11/2014 19:01	63.6	13/11/2014 20:06	56.5
9/11/2014 8:56	63.3	9/11/2014 18:01	63.5	11/11/2014 19:06	61.9	13/11/2014 20:11	62.8
9/11/2014 9:01	63.6	9/11/2014 18:06	63.2	11/11/2014 19:11	60.5	13/11/2014 20:16	48.5
9/11/2014 9:06	63.7	9/11/2014 18:11	63.3	11/11/2014 19:16	60.4	13/11/2014 20:21	63.1
9/11/2014 9:11	63.4	9/11/2014 18:16	63.3	11/11/2014 19:21	61.5	13/11/2014 20:26	62.2
9/11/2014 9:16	49.7	9/11/2014 18:21	62.6	11/11/2014 19:26	62.1	13/11/2014 20:31	63.4
9/11/2014 9:21	42.1	9/11/2014 18:26	62.9	11/11/2014 19:31	61.5	13/11/2014 20:36	62.3
9/11/2014 9:26	52.2	9/11/2014 18:31	61.				

Real-time Noise Data	RTN4 (Causeway Bay Community Centre)				
16/11/2014 15:36 61.9	17/11/2014 20:41 62.7	19/11/2014 21:46 62.5	21/11/2014 22:51 62.3	23/11/2014 11:56 62.5	23/11/2014 21:01 62.1
16/11/2014 15:41 61.9	17/11/2014 20:46 63.2	19/11/2014 21:51 62.7	21/11/2014 22:56 62.6	23/11/2014 12:01 62.7	23/11/2014 21:06 62.0
16/11/2014 15:46 63.3	17/11/2014 20:51 62.5	19/11/2014 21:56 62.4	22/11/2014 19:01 61.9	23/11/2014 12:06 62.6	23/11/2014 21:11 62.9
16/11/2014 15:51 61.1	17/11/2014 20:56 63.0	19/11/2014 22:01 62.8	22/11/2014 19:06 60.8	23/11/2014 12:11 63.2	23/11/2014 21:16 63.1
16/11/2014 15:56 61.5	17/11/2014 21:01 63.5	19/11/2014 22:06 63.0	22/11/2014 19:11 60.9	23/11/2014 12:16 62.8	23/11/2014 21:21 62.7
16/11/2014 16:01 60.5	17/11/2014 21:06 63.7	19/11/2014 22:11 62.6	22/11/2014 19:16 61.4	23/11/2014 12:21 63.3	23/11/2014 21:26 62.8
16/11/2014 16:06 61.2	17/11/2014 21:11 63.2	19/11/2014 22:16 62.7	22/11/2014 19:21 61.2	23/11/2014 12:26 62.6	23/11/2014 21:31 62.2
16/11/2014 16:11 63.2	17/11/2014 21:16 63.1	19/11/2014 22:21 61.9	22/11/2014 19:26 63.2	23/11/2014 12:31 62.7	23/11/2014 21:36 61.9
16/11/2014 16:16 62.4	17/11/2014 21:21 62.7	19/11/2014 22:26 63.3	22/11/2014 19:31 63.0	23/11/2014 12:36 63.4	23/11/2014 21:41 61.9
16/11/2014 16:21 63.0	17/11/2014 21:26 62.7	19/11/2014 22:31 62.6	22/11/2014 19:36 63.0	23/11/2014 12:41 54.1	23/11/2014 21:46 61.5
16/11/2014 16:26 61.8	17/11/2014 21:31 62.7	19/11/2014 22:36 61.7	22/11/2014 19:41 63.2	23/11/2014 12:46 45.1	23/11/2014 21:51 62.0
16/11/2014 16:31 61.8	17/11/2014 21:36 63.4	19/11/2014 22:41 62.3	22/11/2014 19:46 63.3	23/11/2014 12:51 62.9	23/11/2014 21:56 62.1
16/11/2014 16:36 62.8	17/11/2014 21:41 63.1	19/11/2014 22:46 62.7	22/11/2014 19:51 63.6	23/11/2014 12:56 62.9	23/11/2014 22:01 62.2
16/11/2014 16:41 61.7	17/11/2014 21:46 63.5	19/11/2014 22:51 62.1	22/11/2014 19:56 63.1	23/11/2014 13:01 63.1	23/11/2014 22:06 62.1
16/11/2014 16:46 62.2	17/11/2014 21:51 62.2	19/11/2014 22:56 62.2	22/11/2014 20:01 62.4	23/11/2014 13:06 48.9	23/11/2014 22:11 62.3
16/11/2014 16:51 61.3	17/11/2014 21:56 62.3	20/11/2014 19:01 59.0	22/11/2014 20:06 62.5	23/11/2014 13:11 63.7	23/11/2014 22:16 61.6
16/11/2014 16:56 61.5	17/11/2014 22:01 62.3	20/11/2014 19:06 60.3	22/11/2014 20:11 63.1	23/11/2014 13:16 62.7	23/11/2014 22:21 62.2
16/11/2014 17:01 61.4	17/11/2014 22:06 63.4	20/11/2014 19:11 58.4	22/11/2014 20:16 62.6	23/11/2014 13:21 62.1	23/11/2014 22:26 61.5
16/11/2014 17:06 60.8	17/11/2014 22:11 62.6	20/11/2014 19:16 59.6	22/11/2014 20:21 63.6	23/11/2014 13:26 62.8	23/11/2014 22:31 62.5
16/11/2014 17:11 62.2	17/11/2014 22:16 62.2	20/11/2014 19:21 61.1	22/11/2014 20:26 62.0	23/11/2014 13:31 62.8	23/11/2014 22:36 62.6
16/11/2014 17:16 61.6	17/11/2014 22:21 62.3	20/11/2014 19:26 60.0	22/11/2014 20:31 62.4	23/11/2014 13:36 63.3	23/11/2014 22:41 61.9
16/11/2014 17:21 60.8	17/11/2014 22:26 63.0	20/11/2014 19:31 60.9	22/11/2014 20:36 61.8	23/11/2014 13:41 62.9	23/11/2014 22:46 62.0
16/11/2014 17:26 60.5	17/11/2014 22:31 68.9	20/11/2014 19:36 62.8	22/11/2014 20:41 62.4	23/11/2014 13:46 63.0	23/11/2014 22:51 61.2
16/11/2014 17:31 62.0	17/11/2014 22:36 61.3	20/11/2014 19:41 62.7	22/11/2014 20:46 62.6	23/11/2014 13:51 57.2	23/11/2014 22:56 61.5
16/11/2014 17:36 60.8	17/11/2014 22:41 66.8	20/11/2014 19:46 63.0	22/11/2014 20:51 62.6	23/11/2014 13:56 62.6	24/11/2014 19:01 59.1
16/11/2014 17:41 61.0	17/11/2014 22:46 62.9	20/11/2014 19:51 63.3	22/11/2014 20:56 62.9	23/11/2014 14:01 63.3	24/11/2014 19:06 59.6
16/11/2014 17:46 60.7	17/11/2014 22:51 63.4	20/11/2014 19:56 63.7	22/11/2014 21:01 62.6	23/11/2014 14:06 63.4	24/11/2014 19:11 61.5
16/11/2014 17:51 61.5	17/11/2014 22:56 61.9	20/11/2014 20:01 63.6	22/11/2014 21:06 62.5	23/11/2014 14:11 51.8	24/11/2014 19:16 60.4
16/11/2014 17:56 59.3	18/11/2014 19:01 61.0	20/11/2014 20:06 50.0	22/11/2014 21:11 63.0	23/11/2014 14:16 63.6	24/11/2014 19:21 61.9
16/11/2014 18:01 60.3	18/11/2014 19:06 62.2	20/11/2014 20:11 63.1	22/11/2014 21:16 62.2	23/11/2014 14:21 59.1	24/11/2014 19:26 61.8
16/11/2014 18:06 60.2	18/11/2014 19:11 61.5	20/11/2014 20:16 63.1	22/11/2014 21:21 62.5	23/11/2014 14:26 51.1	24/11/2014 19:31 62.0
16/11/2014 18:11 61.4	18/11/2014 19:16 60.1	20/11/2014 20:21 63.6	22/11/2014 21:26 62.7	23/11/2014 14:31 62.8	24/11/2014 19:36 62.7
16/11/2014 18:16 61.2	18/11/2014 19:21 60.6	20/11/2014 20:26 63.4	22/11/2014 21:31 63.6	23/11/2014 14:36 62.1	24/11/2014 19:41 62.4
16/11/2014 18:21 62.0	18/11/2014 19:26 62.4	20/11/2014 20:31 62.7	22/11/2014 21:36 53.4	23/11/2014 14:41 63.0	24/11/2014 19:46 63.0
16/11/2014 18:26 60.8	18/11/2014 19:31 61.6	20/11/2014 20:36 62.5	22/11/2014 21:41 62.4	23/11/2014 14:46 63.0	24/11/2014 19:51 62.5
16/11/2014 18:31 61.5	18/11/2014 19:36 63.0	20/11/2014 20:41 63.6	22/11/2014 21:46 62.4	23/11/2014 14:51 63.1	24/11/2014 19:56 62.9
16/11/2014 18:36 61.1	18/11/2014 19:41 63.6	20/11/2014 20:46 62.5	22/11/2014 21:51 63.3	23/11/2014 14:56 62.3	24/11/2014 20:01 62.7
16/11/2014 18:41 63.3	18/11/2014 19:46 63.1	20/11/2014 20:51 63.4	22/11/2014 21:56 63.1	23/11/2014 15:01 62.7	24/11/2014 20:06 58.8
16/11/2014 18:46 61.5	18/11/2014 19:51 63.3	20/11/2014 20:56 62.5	22/11/2014 22:01 62.8	23/11/2014 15:06 62.3	24/11/2014 20:11 63.2
16/11/2014 18:51 62.2	18/11/2014 19:56 63.3	20/11/2014 21:01 62.7	22/11/2014 22:06 62.6	23/11/2014 15:11 62.5	24/11/2014 20:16 63.6
16/11/2014 18:56 62.4	18/11/2014 20:01 44.3	20/11/2014 21:06 62.6	22/11/2014 22:11 61.7	23/11/2014 15:16 62.5	24/11/2014 20:21 63.3
16/11/2014 19:01 62.8	18/11/2014 20:06 62.9	20/11/2014 21:11 62.9	22/11/2014 22:16 61.3	23/11/2014 15:21 62.3	24/11/2014 20:26 62.8
16/11/2014 19:06 63.1	18/11/2014 20:11 63.5	20/11/2014 21:16 42.1	22/11/2014 22:21 61.4	23/11/2014 15:26 63.4	24/11/2014 20:31 63.0
16/11/2014 19:11 62.9	18/11/2014 20:16 63.1	20/11/2014 21:21 63.0	22/11/2014 22:26 60.6	23/11/2014 15:31 62.6	24/11/2014 20:36 63.5
16/11/2014 19:16 62.8	18/11/2014 20:21 63.1	20/11/2014 21:26 62.7	22/11/2014 22:31 62.1	23/11/2014 15:36 62.8	24/11/2014 20:41 62.9
16/11/2014 19:21 62.7	18/11/2014 20:26 63.2	20/11/2014 21:31 63.0	22/11/2014 22:36 62.1	23/11/2014 15:41 48.5	24/11/2014 20:46 62.9
16/11/2014 19:26 63.6	18/11/2014 20:31 62.7	20/11/2014 21:36 63.0	22/11/2014 22:41 61.7	23/11/2014 15:46 62.7	24/11/2014 20:51 53.8
16/11/2014 19:31 63.2	18/11/2014 20:36 62.4	20/11/2014 21:41 62.8	22/11/2014 22:46 60.8	23/11/2014 15:51 59.7	24/11/2014 20:56 63.4
16/11/2014 19:36 61.9	18/11/2014 20:41 62.5	20/11/2014 21:46 63.1	22/11/2014 22:51 61.6	23/11/2014 15:56 62.3	24/11/2014 21:01 63.2
16/11/2014 19:41 53.5	18/11/2014 20:46 62.9	20/11/2014 21:51 62.9	22/11/2014 22:56 62.1	23/11/2014 16:01 62.3	24/11/2014 21:06 63.0
16/11/2014 19:46 62.6	18/11/2014 20:51 63.6	20/11/2014 21:56 57.7	23/11/2014 7:01 62.4	23/11/2014 16:06 62.7	24/11/2014 21:11 62.6
16/11/2014 19:51 62.2	18/11/2014 20:56 63.1	20/11/2014 22:01 63.4	23/11/2014 7:06 61.1	23/11/2014 16:11 62.9	24/11/2014 21:16 62.3
16/11/2014 19:56 62.7	18/11/2014 21:01 63.2	20/11/2014 22:06 62.6	23/11/2014 7:11 62.2	23/11/2014 16:16 62.9	24/11/2014 21:21 62.6
16/11/2014 20:01 63.0	18/11/2014 21:06 62.7	20/11/2014 22:11 62.9	23/11/2014 7:16 61.6	23/11/2014 16:21 62.3	24/11/2014 21:26 62.4
16/11/2014 20:06 62.8	18/11/2014 21:11 62.8	20/11/2014 22:16 62.2	23/11/2014 7:21 61.6	23/11/2014 16:26 57.4	24/11/2014 21:31 62.0
16/11/2014 20:11 62.9	18/11/2014 21:16 62.5	20/11/2014 22:21 62.7	23/11/2014 7:26 62.3	23/11/2014 16:31 53.1	24/11/2014 21:36 62.3
16/11/2014 20:16 49.7	18/11/2014 21:21 62.5	20/11/2014 22:26 62.1	23/11/2014 7:31 62.0	23/11/2014 16:36 53.9	24/11/2014 21:41 62.2
16/11/2014 20:21 62.6	18/11/2014 21:26 62.3	20/11/2014 22:31 62.9	23/11/2014 7:36 62.0	23/11/2014 16:41 62.9	24/11/2014 21:46 63.3
16/11/2014 20:26 61.9	18/11/2014 21:31 62.5	20/11/2014 22:36 63.3	23/11/2014 7:41 48.2	23/11/2014 16:46 62.9	24/11/2014 21:51 62.6
16/11/2014 20:31 63.3	18/11/2014 21:36 62.4	20/11/2014 22:41 62.1	23/11/2014 7:46 61.8	23/11/2014 16:51 54.4	24/11/2014 21:56 63.0
16/11/2014 20:36 62.3	18/11/2014 21:41 62.1	20/11/2014 22:46 62.7	23/11/2014 7:51 61.6	23/11/2014 16:56 63.3	24/11/2014 22:01 62.6
16/11/2014 20:41 63.2	18/11/2014 21:46 62.2	20/11/2014 22:51 61.8	23/11/2014 7:56 62.2	23/11/2014 17:01 63.1	24/11/2014 22:06 62.4
16/11/2014 20:46 62.3	18/11/2014 21:51 62.5	20/11/2014 22:56 62.8	23/11/2014 8:01 62.9	23/11/2014 17:06 62.9	24/11/2014 22:11 63.0
16/11/2014 20:51 62.5	18/11/2014 21:56 62.0	21/11/2014 19:01 59.2	23/11/2014 8:06 62.3	23/11/2014 17:11 57.0	24/11/2014 22:16 62.7
16/11/2014 20:56 62.8	18/11/2014 22:01 62.4	21/11/2014 19:06 60.6	23/11/2014 8:11 62.9	23/11/2014 17:16 63.1	24/11/2014 22:21 61.9
16/11/2014 21:01 62.6	18/11/2014 22:06 63.6	21/11/2014 19:11 59.6	23/11/2014 8:16 63.0	23/11/2014 17:21 57.4	24/11/2014 22:26 63.6
16/11/2014 21:06 62.7	18/11/2014 22:11 62.3	21/11/2014 19:16 58.0	23/11/2014 8:21 63.0	23/11/2014 17:26 63.0	24/11/2014 22:31 62.6
16/11/2014 21:11 62.9	18/11/2014 22:16 62.3	21/11/2014 19:21 60.5	23/11/2014 8:26 62.3	23/11/2014 17:31 63.1	24/11/2014 22:36 62.0
16/11/2014 21:16 62.7	18/11/2014 22:21 62.4	21/11/2014 19:26 58.2	23/11/2014 8:31 62.4	23/11/2014 17:36 63.5	24/11/2014 22:41 61.9
16/11/2014 21:21 56.3	18/11/2014 22:26 62.6	21/11/2014 19:31 59.1	23/11/2014 8:36 62.6	23/11/2014 17:41 62.8	24/11/2014 22:46 62.2
16/11/2014 21:26 63.2	18/11/2014 22:31 62.5	21/11/2014 19:36 59.6	23/11/2014 8:41 63.2	23/11/2014 17:46 63.4	24/11/2014 22:51 62.5
16/11/2014 21:31 62.6	18/11/2014 22:36 62.9	21/11/2014 19:41 59.4	23/11/2014 8:46 62.6	23/11/2014 17:51 63.2	24/11/2014 22:56 62.2
16/11/2014 21:36 61.8	18/11/2014 22:41 62.3	21/11/2014 19:46 59.6	23/11/2014 8:51 62.6	23/11/2014 17:56 63.0	25/11/2014 19:01 60.7
16/11/2014 21:41 62.6	18/11/2014 22:46 62.2	21/11/2014 19:51 57.6	23/11/2014 8:56 63.2	23/11/2014 18:01 63.0	25/11/2014 19:06 61.2
16/11/2014 21:46 62.9	18/11/2014 22:51 62.1	21/11/2014 19:56 59.6	23/11/2014 9:01 63.3	23/11/2014 18:06 61.3	25/11/2014 19:11 62.4
16/11/2014 21:51 62.5	18/11/2014 22:56 61.4	21/11/2014 20:01 60.9	23/11/2014 9:06 53.4	23/11/2014 18:11 62.4	25/11/2014 19:16 63.1
16/11/2014 21:56 62.4	19/11/2014 19:01 58.8	21/11/2014 20:06 60.2			

Real-time Noise Data	RTN4 (Causeway Bay Community Centre)						
25/11/2014 22:06 62.7		29/10/2014 0:51 39.3	30/10/2014 1:56 57.6	31/10/2014 3:01 57.8	1/11/2014 4:06 59.7		
25/11/2014 22:11 62.9	Night time: 23:00-07:00	29/10/2014 0:56 59.6	30/10/2014 2:01 59.1	31/10/2014 3:06 56.9	1/11/2014 4:11 59.5		
25/11/2014 22:16 63.3		29/10/2014 1:01 59.1	30/10/2014 2:06 59.6	31/10/2014 3:11 57.3	1/11/2014 4:16 59.4		
25/11/2014 22:21 61.8	28/10/2014 0:01 44.6	29/10/2014 1:06 59.8	30/10/2014 2:11 57.3	31/10/2014 3:16 57.9	1/11/2014 4:21 60.2		
25/11/2014 22:26 62.4	28/10/2014 0:06 52.7	29/10/2014 1:11 60.0	30/10/2014 2:16 57.5	31/10/2014 3:21 58.4	1/11/2014 4:26 60.0		
25/11/2014 22:31 62.6	28/10/2014 0:11 59.7	29/10/2014 1:16 59.7	30/10/2014 2:21 57.8	31/10/2014 3:26 58.8	1/11/2014 4:31 59.3		
25/11/2014 22:36 62.5	28/10/2014 0:16 60.1	29/10/2014 1:21 59.2	30/10/2014 2:26 57.7	31/10/2014 3:31 55.8	1/11/2014 4:36 59.1		
25/11/2014 22:41 61.6	28/10/2014 0:21 60.9	29/10/2014 1:26 58.8	30/10/2014 2:31 57.2	31/10/2014 3:36 58.1	1/11/2014 4:41 59.9		
25/11/2014 22:46 62.5	28/10/2014 0:26 60.7	29/10/2014 1:31 58.8	30/10/2014 2:36 56.0	31/10/2014 3:41 56.2	1/11/2014 4:46 59.8		
25/11/2014 22:51 62.0	28/10/2014 0:31 59.8	29/10/2014 1:36 59.3	30/10/2014 2:41 57.9	31/10/2014 3:46 58.9	1/11/2014 4:51 59.5		
25/11/2014 22:56 62.5	28/10/2014 0:36 60.4	29/10/2014 1:41 57.8	30/10/2014 2:46 57.0	31/10/2014 3:51 56.2	1/11/2014 4:56 60.6		
26/11/2014 19:01 59.5	28/10/2014 0:41 59.7	29/10/2014 1:46 58.5	30/10/2014 2:51 57.6	31/10/2014 3:56 57.3	1/11/2014 5:01 59.0		
26/11/2014 19:06 61.0	28/10/2014 0:46 60.4	29/10/2014 1:51 58.0	30/10/2014 2:56 57.8	31/10/2014 4:01 56.9	1/11/2014 5:06 60.0		
26/11/2014 19:11 60.6	28/10/2014 0:51 60.7	29/10/2014 1:56 58.1	30/10/2014 3:01 57.3	31/10/2014 4:06 56.6	1/11/2014 5:11 59.2		
26/11/2014 19:16 61.3	28/10/2014 0:56 60.6	29/10/2014 2:01 58.3	30/10/2014 3:06 56.6	31/10/2014 4:11 57.1	1/11/2014 5:16 59.6		
26/11/2014 19:21 61.4	28/10/2014 1:01 49.4	29/10/2014 2:06 58.2	30/10/2014 3:11 56.0	31/10/2014 4:16 57.1	1/11/2014 5:21 60.6		
26/11/2014 19:26 62.7	28/10/2014 1:06 59.3	29/10/2014 2:11 58.5	30/10/2014 3:16 56.1	31/10/2014 4:21 59.2	1/11/2014 5:26 60.0		
26/11/2014 19:31 60.8	28/10/2014 1:11 58.9	29/10/2014 2:16 59.2	30/10/2014 3:21 58.5	31/10/2014 4:26 56.6	1/11/2014 5:31 60.3		
26/11/2014 19:36 62.1	28/10/2014 1:16 58.9	29/10/2014 2:21 57.2	30/10/2014 3:26 58.2	31/10/2014 4:31 56.6	1/11/2014 5:36 60.2		
26/11/2014 19:41 51.4	28/10/2014 1:21 57.3	29/10/2014 2:26 57.5	30/10/2014 3:31 56.1	31/10/2014 4:36 57.2	1/11/2014 5:41 60.6		
26/11/2014 19:46 63.3	28/10/2014 1:26 59.6	29/10/2014 2:31 57.5	30/10/2014 3:36 57.0	31/10/2014 4:41 58.2	1/11/2014 5:46 60.6		
26/11/2014 19:51 63.1	28/10/2014 1:31 59.6	29/10/2014 2:36 56.8	30/10/2014 3:41 56.0	31/10/2014 4:46 57.1	1/11/2014 5:51 40.6		
26/11/2014 19:56 62.9	28/10/2014 1:36 58.7	29/10/2014 2:41 57.2	30/10/2014 3:46 55.9	31/10/2014 4:51 56.5	1/11/2014 5:56 60.7		
26/11/2014 20:01 63.5	28/10/2014 1:41 57.8	29/10/2014 2:46 57.8	30/10/2014 3:51 56.1	31/10/2014 4:56 55.7	1/11/2014 6:01 60.4		
26/11/2014 20:06 53.1	28/10/2014 1:46 57.0	29/10/2014 2:51 58.1	30/10/2014 3:56 56.8	31/10/2014 5:01 57.4	1/11/2014 6:06 51.9		
26/11/2014 20:11 62.9	28/10/2014 1:51 57.7	29/10/2014 2:56 56.2	30/10/2014 4:01 56.6	31/10/2014 5:06 57.2	1/11/2014 6:11 51.6		
26/11/2014 20:16 62.6	28/10/2014 1:56 57.6	29/10/2014 3:01 57.0	30/10/2014 4:06 57.4	31/10/2014 5:11 57.1	1/11/2014 6:16 55.0		
26/11/2014 20:21 63.1	28/10/2014 2:01 59.9	29/10/2014 3:06 57.4	30/10/2014 4:11 56.8	31/10/2014 5:16 57.5	1/11/2014 6:21 53.7		
26/11/2014 20:26 63.0	28/10/2014 2:06 58.1	29/10/2014 3:11 55.2	30/10/2014 4:16 56.3	31/10/2014 5:21 50.7	1/11/2014 6:26 55.7		
26/11/2014 20:31 62.7	28/10/2014 2:11 57.6	29/10/2014 3:16 56.2	30/10/2014 4:21 56.3	31/10/2014 5:26 57.7	1/11/2014 6:31 59.8		
26/11/2014 20:36 63.0	28/10/2014 2:16 58.8	29/10/2014 3:21 57.5	30/10/2014 4:26 56.2	31/10/2014 5:31 59.4	1/11/2014 6:36 55.4		
26/11/2014 20:41 63.7	28/10/2014 2:21 57.1	29/10/2014 3:26 57.5	30/10/2014 4:31 57.1	31/10/2014 5:36 59.3	1/11/2014 6:41 60.8		
26/11/2014 20:46 62.6	28/10/2014 2:26 57.3	29/10/2014 3:31 57.6	30/10/2014 4:36 57.0	31/10/2014 5:41 58.8	1/11/2014 6:46 53.1		
26/11/2014 20:51 62.9	28/10/2014 2:31 59.4	29/10/2014 3:36 57.1	30/10/2014 4:41 57.2	31/10/2014 5:46 60.0	1/11/2014 6:51 59.0		
26/11/2014 20:56 62.7	28/10/2014 2:36 56.4	29/10/2014 3:41 57.7	30/10/2014 4:46 56.5	31/10/2014 5:51 59.6	1/11/2014 6:56 59.4		
26/11/2014 21:01 62.8	28/10/2014 2:41 57.1	29/10/2014 3:46 56.7	30/10/2014 4:51 58.8	31/10/2014 5:56 60.0	1/11/2014 23:01 53.6		
26/11/2014 21:06 62.3	28/10/2014 2:46 55.6	29/10/2014 3:51 55.9	30/10/2014 4:56 57.2	31/10/2014 6:01 60.2	1/11/2014 23:06 56.9		
26/11/2014 21:11 62.5	28/10/2014 2:51 57.0	29/10/2014 3:56 56.9	30/10/2014 5:01 56.6	31/10/2014 6:06 39.3	1/11/2014 23:11 57.7		
26/11/2014 21:16 62.6	28/10/2014 2:56 56.3	29/10/2014 4:01 57.0	30/10/2014 5:06 57.8	31/10/2014 6:11 52.5	1/11/2014 23:16 58.7		
26/11/2014 21:21 62.6	28/10/2014 3:01 56.5	29/10/2014 4:06 55.7	30/10/2014 5:11 57.8	31/10/2014 6:16 54.4	1/11/2014 23:21 53.7		
26/11/2014 21:26 63.2	28/10/2014 3:06 55.3	29/10/2014 4:11 57.7	30/10/2014 5:16 58.2	31/10/2014 6:21 57.0	1/11/2014 23:26 57.3		
26/11/2014 21:31 63.1	28/10/2014 3:11 57.5	29/10/2014 4:16 55.8	30/10/2014 5:21 59.8	31/10/2014 6:26 57.2	1/11/2014 23:31 56.2		
26/11/2014 21:36 62.5	28/10/2014 3:16 54.7	29/10/2014 4:21 57.6	30/10/2014 5:26 58.2	31/10/2014 6:31 59.1	1/11/2014 23:36 56.0		
26/11/2014 21:41 62.4	28/10/2014 3:21 57.0	29/10/2014 4:26 56.2	30/10/2014 5:31 59.2	31/10/2014 6:36 58.4	1/11/2014 23:41 51.1		
26/11/2014 21:46 62.5	28/10/2014 3:26 57.1	29/10/2014 4:31 57.0	30/10/2014 5:36 59.5	31/10/2014 6:41 60.1	1/11/2014 23:46 57.9		
26/11/2014 21:51 62.0	28/10/2014 3:31 56.8	29/10/2014 4:36 55.9	30/10/2014 5:41 59.6	31/10/2014 6:46 59.0	1/11/2014 23:51 51.2		
26/11/2014 21:56 61.9	28/10/2014 3:36 55.4	29/10/2014 4:41 57.5	30/10/2014 5:46 59.0	31/10/2014 6:51 57.3	1/11/2014 23:56 49.1		
26/11/2014 22:01 62.6	28/10/2014 3:41 56.4	29/10/2014 4:46 56.9	30/10/2014 5:51 59.9	31/10/2014 6:56 55.9	2/11/2014 0:01 57.3		
26/11/2014 22:06 62.3	28/10/2014 3:46 57.0	29/10/2014 4:51 56.9	30/10/2014 5:56 59.5	31/10/2014 7:01 52.0	2/11/2014 0:06 47.8		
26/11/2014 22:11 61.7	28/10/2014 3:51 55.1	29/10/2014 4:56 56.6	30/10/2014 6:01 60.7	31/10/2014 23:06 59.5	2/11/2014 0:11 57.2		
26/11/2014 22:16 62.6	28/10/2014 3:56 57.8	29/10/2014 5:01 55.9	30/10/2014 6:06 60.7	31/10/2014 23:11 56.7	2/11/2014 0:16 53.5		
26/11/2014 22:21 63.6	28/10/2014 4:01 55.5	29/10/2014 5:06 58.1	30/10/2014 6:11 54.6	31/10/2014 23:16 59.1	2/11/2014 0:21 56.1		
26/11/2014 22:26 62.5	28/10/2014 4:06 59.5	29/10/2014 5:11 57.6	30/10/2014 6:16 56.3	31/10/2014 23:21 60.1	2/11/2014 0:26 54.6		
26/11/2014 22:31 63.2	28/10/2014 4:11 57.5	29/10/2014 5:16 58.4	30/10/2014 6:21 57.1	31/10/2014 23:26 58.4	2/11/2014 0:31 53.6		
26/11/2014 22:36 62.1	28/10/2014 4:16 57.3	29/10/2014 5:21 57.7	30/10/2014 6:26 56.1	31/10/2014 23:31 58.9	2/11/2014 0:36 50.9		
26/11/2014 22:41 63.0	28/10/2014 4:21 56.7	29/10/2014 5:26 58.8	30/10/2014 6:31 58.0	31/10/2014 23:36 54.1	2/11/2014 0:41 60.3		
26/11/2014 22:46 55.8	28/10/2014 4:26 56.5	29/10/2014 5:31 59.0	30/10/2014 6:36 57.6	31/10/2014 23:41 57.0	2/11/2014 0:46 57.9		
26/11/2014 22:51 61.5	28/10/2014 4:31 57.2	29/10/2014 5:36 59.0	30/10/2014 6:41 60.2	31/10/2014 23:46 55.8	2/11/2014 0:51 60.5		
26/11/2014 22:56 61.8	28/10/2014 4:36 56.1	29/10/2014 5:41 60.0	30/10/2014 6:46 53.8	31/10/2014 23:51 57.1	2/11/2014 0:56 60.9		
27/11/2014 19:01 58.8	28/10/2014 4:41 56.4	29/10/2014 5:46 59.6	30/10/2014 6:51 54.8	31/10/2014 23:56 57.0	2/11/2014 1:01 59.9		
27/11/2014 19:06 57.9	28/10/2014 4:46 56.1	29/10/2014 5:51 60.6	30/10/2014 6:56 57.7	1/11/2014 0:01 55.4	2/11/2014 1:06 60.3		
27/11/2014 19:11 58.7	28/10/2014 4:51 56.5	29/10/2014 5:56 59.9	30/10/2014 23:01 59.6	1/11/2014 0:06 54.8	2/11/2014 1:11 60.9		
27/11/2014 19:16 59.2	28/10/2014 4:56 57.2	29/10/2014 6:01 60.1	30/10/2014 23:06 56.1	1/11/2014 0:11 54.3	2/11/2014 1:16 60.7		
27/11/2014 19:21 58.8	28/10/2014 5:01 58.0	29/10/2014 6:06 45.0	30/10/2014 23:11 52.8	1/11/2014 0:16 54.7	2/11/2014 1:21 59.8		
27/11/2014 19:26 60.2	28/10/2014 5:06 56.9	29/10/2014 6:11 51.1	30/10/2014 23:16 53.3	1/11/2014 0:21 57.6	2/11/2014 1:26 60.2		
27/11/2014 19:31 59.7	28/10/2014 5:11 57.2	29/10/2014 6:16 54.1	30/10/2014 23:21 53.7	1/11/2014 0:26 53.6	2/11/2014 1:31 60.7		
27/11/2014 19:36 60.1	28/10/2014 5:16 58.1	29/10/2014 6:21 56.1	30/10/2014 23:26 54.0	1/11/2014 0:31 49.1	2/11/2014 1:36 60.1		
27/11/2014 19:41 61.8	28/10/2014 5:21 57.7	29/10/2014 6:26 56.0	30/10/2014 23:31 51.6	1/11/2014 0:36 51.5	2/11/2014 1:41 60.3		
27/11/2014 19:46 62.1	28/10/2014 5:26 57.4	29/10/2014 6:31 59.1	30/10/2014 23:36 53.7	1/11/2014 0:41 53.9	2/11/2014 1:46 59.6		
27/11/2014 19:51 63.5	28/10/2014 5:31 58.7	29/10/2014 6:36 56.1	30/10/2014 23:41 52.8	1/11/2014 0:46 46.4	2/11/2014 1:51 59.8		
27/11/2014 19:56 63.6	28/10/2014 5:36 58.2	29/10/2014 6:41 59.9	30/10/2014 23:46 59.3	1/11/2014 0:51 49.3	2/11/2014 1:56 60.0		
27/11/2014 20:01 62.8	28/10/2014 5:41 59.9	29/10/2014 6:46 58.2	30/10/2014 23:51 60.9	1/11/2014 0:56 60.9	2/11/2014 2:01 59.5		
27/11/2014 20:06 63.0	28/10/2014 5:46 60.3	29/10/2014 6:51 55.8	30/10/2014 23:56 60.7	1/11/2014 1:01 52.8	2/11/2014 2:06 60.5		
27/11/2014 20:11 63.1	28/10/2014 5:51 59.8	29/10/2014 6:56 54.9	31/10/2014 0:01 50.9	1/11/2014 1:06 59.3	2/11/2014 2:11 59.6		
27/11/2014 20:16 63.2	28/10/2014 5:56 59.6	29/10/2014 23:01 51.4	31/10/2014 0:06 53.0	1/11/2014 1:11 50.9	2/11/2014 2:16 53.5		
27/11/2014 20:21 63.4	28/10/2014 6:01 59.0	29/10/2014 23:06 55.					

Real-time Noise Data		RTN4 (Causeway Bay Community Centre)									
2/11/2014 5:11	57.8	3/11/2014 6:16	54.1	4/11/2014 23:21	54.5	6/11/2014 0:26	60.6	7/11/2014 1:31	60.3	8/11/2014 2:36	59.3
2/11/2014 5:16	58.4	3/11/2014 6:21	57.9	4/11/2014 23:26	52.5	6/11/2014 0:31	37.5	7/11/2014 1:36	58.8	8/11/2014 2:41	59.4
2/11/2014 5:21	57.7	3/11/2014 6:26	57.1	4/11/2014 23:31	53.1	6/11/2014 0:36	49.3	7/11/2014 1:41	60.0	8/11/2014 2:46	59.8
2/11/2014 5:26	58.9	3/11/2014 6:31	55.8	4/11/2014 23:36	48.4	6/11/2014 0:41	50.1	7/11/2014 1:46	58.6	8/11/2014 2:51	59.6
2/11/2014 5:31	59.8	3/11/2014 6:36	56.5	4/11/2014 23:41	52.9	6/11/2014 0:46	59.5	7/11/2014 1:51	58.4	8/11/2014 2:56	59.1
2/11/2014 5:36	57.8	3/11/2014 6:41	59.6	4/11/2014 23:46	54.1	6/11/2014 0:51	59.7	7/11/2014 1:56	58.4	8/11/2014 3:01	59.3
2/11/2014 5:41	59.0	3/11/2014 6:46	56.7	4/11/2014 23:51	60.8	6/11/2014 0:56	60.3	7/11/2014 2:01	58.1	8/11/2014 3:06	59.0
2/11/2014 5:46	60.5	3/11/2014 6:51	52.2	4/11/2014 23:56	60.6	6/11/2014 1:01	60.0	7/11/2014 2:06	58.6	8/11/2014 3:11	60.2
2/11/2014 5:51	58.8	3/11/2014 6:56	54.7	5/11/2014 0:01	60.3	6/11/2014 1:06	60.0	7/11/2014 2:11	57.8	8/11/2014 3:16	59.8
2/11/2014 5:56	58.6	3/11/2014 23:01	52.0	5/11/2014 0:06	43.0	6/11/2014 1:11	43.6	7/11/2014 2:16	58.5	8/11/2014 3:21	59.6
2/11/2014 6:01	59.9	3/11/2014 23:06	58.4	5/11/2014 0:11	48.4	6/11/2014 1:16	59.7	7/11/2014 2:21	57.6	8/11/2014 3:26	60.2
2/11/2014 6:06	59.9	3/11/2014 23:11	56.5	5/11/2014 0:16	41.5	6/11/2014 1:21	59.3	7/11/2014 2:26	57.8	8/11/2014 3:31	59.1
2/11/2014 6:11	48.4	3/11/2014 23:16	56.7	5/11/2014 0:21	48.1	6/11/2014 1:26	59.8	7/11/2014 2:31	56.6	8/11/2014 3:36	59.1
2/11/2014 6:16	60.6	3/11/2014 23:21	55.7	5/11/2014 0:26	51.9	6/11/2014 1:31	59.3	7/11/2014 2:36	58.5	8/11/2014 3:41	58.7
2/11/2014 6:21	59.4	3/11/2014 23:26	52.8	5/11/2014 0:31	59.8	6/11/2014 1:36	59.2	7/11/2014 2:41	57.5	8/11/2014 3:46	58.9
2/11/2014 6:26	45.0	3/11/2014 23:31	52.1	5/11/2014 0:36	40.6	6/11/2014 1:41	58.4	7/11/2014 2:46	58.5	8/11/2014 3:51	58.3
2/11/2014 6:31	47.4	3/11/2014 23:36	51.8	5/11/2014 0:41	60.1	6/11/2014 1:46	58.3	7/11/2014 2:51	57.5	8/11/2014 3:56	58.7
2/11/2014 6:36	51.7	3/11/2014 23:41	51.2	5/11/2014 0:46	60.6	6/11/2014 1:51	59.0	7/11/2014 2:56	58.0	8/11/2014 4:01	59.6
2/11/2014 6:41	54.2	3/11/2014 23:46	54.0	5/11/2014 0:51	60.3	6/11/2014 1:56	58.8	7/11/2014 3:01	57.4	8/11/2014 4:06	58.9
2/11/2014 6:46	64.4	3/11/2014 23:51	60.5	5/11/2014 0:56	59.1	6/11/2014 2:01	58.3	7/11/2014 3:06	57.6	8/11/2014 4:11	58.5
2/11/2014 6:51	50.4	3/11/2014 23:56	56.5	5/11/2014 1:01	59.5	6/11/2014 2:06	62.8	7/11/2014 3:11	56.6	8/11/2014 4:16	58.6
2/11/2014 6:56	57.9	4/11/2014 0:01	48.1	5/11/2014 1:06	58.8	6/11/2014 2:11	59.0	7/11/2014 3:16	57.6	8/11/2014 4:21	58.6
2/11/2014 23:01	60.9	4/11/2014 0:06	60.6	5/11/2014 1:11	59.8	6/11/2014 2:16	57.6	7/11/2014 3:21	57.3	8/11/2014 4:26	58.8
2/11/2014 23:06	58.7	4/11/2014 0:11	54.6	5/11/2014 1:16	60.0	6/11/2014 2:21	57.6	7/11/2014 3:26	57.7	8/11/2014 4:31	58.8
2/11/2014 23:11	54.9	4/11/2014 0:16	52.3	5/11/2014 1:21	58.8	6/11/2014 2:26	58.6	7/11/2014 3:31	57.8	8/11/2014 4:36	58.1
2/11/2014 23:16	55.8	4/11/2014 0:21	49.0	5/11/2014 1:26	58.6	6/11/2014 2:31	58.4	7/11/2014 3:36	56.4	8/11/2014 4:41	58.0
2/11/2014 23:21	57.4	4/11/2014 0:26	56.2	5/11/2014 1:31	58.1	6/11/2014 2:36	56.8	7/11/2014 3:41	58.9	8/11/2014 4:46	58.1
2/11/2014 23:26	56.1	4/11/2014 0:31	60.4	5/11/2014 1:36	59.1	6/11/2014 2:41	56.9	7/11/2014 3:46	58.3	8/11/2014 4:51	58.0
2/11/2014 23:31	51.9	4/11/2014 0:36	60.3	5/11/2014 1:41	59.3	6/11/2014 2:46	58.1	7/11/2014 3:51	57.6	8/11/2014 4:56	59.8
2/11/2014 23:36	45.7	4/11/2014 0:41	60.4	5/11/2014 1:46	58.5	6/11/2014 2:51	57.7	7/11/2014 3:56	57.4	8/11/2014 5:01	57.8
2/11/2014 23:41	60.0	4/11/2014 0:46	60.0	5/11/2014 1:51	58.7	6/11/2014 2:56	57.6	7/11/2014 4:01	56.8	8/11/2014 5:06	58.9
2/11/2014 23:46	54.5	4/11/2014 0:51	60.0	5/11/2014 1:56	57.9	6/11/2014 3:01	59.7	7/11/2014 4:06	56.6	8/11/2014 5:11	58.2
2/11/2014 23:51	60.7	4/11/2014 0:56	59.5	5/11/2014 2:01	57.4	6/11/2014 3:06	56.8	7/11/2014 4:11	58.5	8/11/2014 5:16	58.6
2/11/2014 23:56	48.4	4/11/2014 1:01	59.3	5/11/2014 2:06	58.5	6/11/2014 3:11	55.3	7/11/2014 4:16	57.0	8/11/2014 5:21	58.7
3/11/2014 0:01	46.6	4/11/2014 1:06	59.9	5/11/2014 2:11	59.7	6/11/2014 3:16	58.5	7/11/2014 4:21	58.2	8/11/2014 5:26	59.9
3/11/2014 0:06	59.6	4/11/2014 1:11	60.3	5/11/2014 2:16	57.3	6/11/2014 3:21	56.7	7/11/2014 4:26	57.8	8/11/2014 5:31	59.3
3/11/2014 0:11	60.4	4/11/2014 1:16	59.8	5/11/2014 2:21	59.1	6/11/2014 3:26	57.9	7/11/2014 4:31	55.6	8/11/2014 5:36	59.9
3/11/2014 0:16	60.6	4/11/2014 1:21	60.1	5/11/2014 2:26	58.0	6/11/2014 3:31	56.6	7/11/2014 4:36	58.4	8/11/2014 5:41	60.1
3/11/2014 0:21	60.7	4/11/2014 1:26	58.7	5/11/2014 2:31	58.5	6/11/2014 3:36	57.6	7/11/2014 4:41	57.1	8/11/2014 5:46	59.7
3/11/2014 0:26	60.8	4/11/2014 1:31	59.3	5/11/2014 2:36	57.5	6/11/2014 3:41	57.8	7/11/2014 4:46	57.2	8/11/2014 5:51	60.0
3/11/2014 0:31	60.1	4/11/2014 1:36	60.3	5/11/2014 2:41	59.2	6/11/2014 3:46	56.6	7/11/2014 4:51	57.2	8/11/2014 5:56	59.7
3/11/2014 0:36	59.2	4/11/2014 1:41	58.6	5/11/2014 2:46	56.3	6/11/2014 3:51	56.6	7/11/2014 4:56	57.2	8/11/2014 6:01	60.2
3/11/2014 0:41	60.9	4/11/2014 1:46	58.7	5/11/2014 2:51	57.8	6/11/2014 3:56	57.1	7/11/2014 5:01	58.8	8/11/2014 6:06	60.5
3/11/2014 0:46	58.5	4/11/2014 1:51	57.8	5/11/2014 2:56	58.0	6/11/2014 4:01	56.8	7/11/2014 5:06	59.2	8/11/2014 6:11	37.5
3/11/2014 0:51	58.3	4/11/2014 1:56	57.8	5/11/2014 3:01	56.9	6/11/2014 4:06	57.6	7/11/2014 5:11	58.0	8/11/2014 6:16	50.1
3/11/2014 0:56	58.9	4/11/2014 2:01	58.4	5/11/2014 3:06	58.1	6/11/2014 4:11	58.1	7/11/2014 5:16	58.8	8/11/2014 6:21	54.0
3/11/2014 1:01	58.3	4/11/2014 2:06	59.0	5/11/2014 3:11	56.6	6/11/2014 4:16	56.8	7/11/2014 5:21	60.0	8/11/2014 6:26	50.9
3/11/2014 1:06	57.8	4/11/2014 2:11	57.7	5/11/2014 3:16	57.3	6/11/2014 4:21	55.6	7/11/2014 5:26	58.4	8/11/2014 6:31	52.6
3/11/2014 1:11	58.5	4/11/2014 2:16	57.9	5/11/2014 3:21	56.5	6/11/2014 4:26	55.6	7/11/2014 5:31	59.6	8/11/2014 6:36	57.6
3/11/2014 1:16	58.6	4/11/2014 2:21	60.0	5/11/2014 3:26	57.8	6/11/2014 4:31	56.2	7/11/2014 5:36	60.9	8/11/2014 6:41	59.0
3/11/2014 1:21	57.9	4/11/2014 2:26	57.1	5/11/2014 3:31	56.4	6/11/2014 4:36	57.2	7/11/2014 5:41	60.0	8/11/2014 6:46	57.2
3/11/2014 1:26	57.8	4/11/2014 2:31	58.0	5/11/2014 3:36	58.6	6/11/2014 4:41	57.2	7/11/2014 5:46	60.2	8/11/2014 6:51	57.0
3/11/2014 1:31	57.9	4/11/2014 2:36	57.2	5/11/2014 3:41	56.8	6/11/2014 4:46	57.8	7/11/2014 5:51	60.6	8/11/2014 6:56	56.8
3/11/2014 1:36	58.0	4/11/2014 2:41	56.4	5/11/2014 3:46	57.2	6/11/2014 4:51	56.5	7/11/2014 5:56	39.3	8/11/2014 23:01	54.0
3/11/2014 1:41	57.1	4/11/2014 2:46	57.9	5/11/2014 3:51	57.6	6/11/2014 4:56	57.6	7/11/2014 6:01	52.8	8/11/2014 23:06	60.8
3/11/2014 1:46	57.6	4/11/2014 2:51	57.0	5/11/2014 3:56	57.2	6/11/2014 5:01	57.7	7/11/2014 6:06	51.8	8/11/2014 23:11	60.2
3/11/2014 1:51	57.2	4/11/2014 2:56	59.2	5/11/2014 4:01	56.4	6/11/2014 5:06	55.5	7/11/2014 6:11	56.5	8/11/2014 23:16	60.1
3/11/2014 1:56	58.0	4/11/2014 3:01	57.3	5/11/2014 4:06	57.2	6/11/2014 5:11	56.7	7/11/2014 6:16	57.8	8/11/2014 23:21	59.9
3/11/2014 2:01	55.6	4/11/2014 3:06	57.0	5/11/2014 4:11	56.1	6/11/2014 5:16	58.4	7/11/2014 6:21	59.3	8/11/2014 23:26	60.0
3/11/2014 2:06	57.4	4/11/2014 3:11	56.6	5/11/2014 4:16	56.1	6/11/2014 5:21	57.9	7/11/2014 6:26	59.4	8/11/2014 23:31	60.4
3/11/2014 2:11	57.5	4/11/2014 3:16	57.0	5/11/2014 4:21	56.9	6/11/2014 5:26	57.9	7/11/2014 6:31	60.7	8/11/2014 23:36	59.6
3/11/2014 2:16	57.1	4/11/2014 3:21	57.0	5/11/2014 4:26	57.4	6/11/2014 5:31	59.0	7/11/2014 6:36	60.5	8/11/2014 23:41	60.3
3/11/2014 2:21	56.3	4/11/2014 3:26	56.4	5/11/2014 4:31	56.9	6/11/2014 5:36	59.2	7/11/2014 6:41	62.4	8/11/2014 23:46	61.1
3/11/2014 2:26	57.4	4/11/2014 3:31	56.5	5/11/2014 4:36	54.9	6/11/2014 5:41	60.0	7/11/2014 6:46	60.2	8/11/2014 23:51	60.3
3/11/2014 2:31	56.5	4/11/2014 3:36	57.0	5/11/2014 4:41	57.4	6/11/2014 5:46	58.7	7/11/2014 6:51	58.2	8/11/2014 23:56	59.4
3/11/2014 2:36	56.7	4/11/2014 3:41	56.6	5/11/2014 4:46	56.6	6/11/2014 5:51	51.8	7/11/2014 6:56	58.4	9/11/2014 0:01	60.9
3/11/2014 2:41	55.3	4/11/2014 3:46	57.2	5/11/2014 4:51	57.4	6/11/2014 5:56	60.1	7/11/2014 23:01	57.4	9/11/2014 0:06	59.1
3/11/2014 2:46	59.0	4/11/2014 3:51	56.5	5/11/2014 4:56	57.0	6/11/2014 6:01	60.2	7/11/2014 23:06	58.8	9/11/2014 0:11	58.5
3/11/2014 2:51	55.3	4/11/2014 3:56	58.8	5/11/2014 5:01	57.3	6/11/2014 6:06	60.9	7/11/2014 23:11	59.4	9/11/2014 0:16	59.1
3/11/2014 2:56	55.3	4/11/2014 4:01	56.8	5/11/2014 5:06	57.7	6/11/2014 6:11	55.8	7/11/2014 23:16	59.5	9/11/2014 0:21	59.9
3/11/2014 3:01	56.6	4/11/2014 4:06	57.4	5/11/2014 5:11	58.1	6/11/2014 6:16	56.7	7/1			

Real-time Noise Data		RTN4 (Causeway Bay Community Centre)									
9/11/2014 3:41	60.1	10/11/2014 4:46	57.8	11/11/2014 5:51	59.8	12/11/2014 6:56	57.3	14/11/2014 0:01	46.4	15/11/2014 1:06	53.8
9/11/2014 3:46	60.1	10/11/2014 4:51	55.7	11/11/2014 5:56	59.8	12/11/2014 23:01	54.6	14/11/2014 0:06	54.6	15/11/2014 1:11	60.7
9/11/2014 3:51	60.6	10/11/2014 4:56	56.8	11/11/2014 6:01	60.6	12/11/2014 23:06	53.6	14/11/2014 0:11	49.1	15/11/2014 1:16	46.9
9/11/2014 3:56	59.8	10/11/2014 5:01	57.1	11/11/2014 6:06	54.0	12/11/2014 23:11	51.2	14/11/2014 0:16	49.0	15/11/2014 1:21	49.7
9/11/2014 4:01	60.5	10/11/2014 5:06	57.2	11/11/2014 6:11	51.6	12/11/2014 23:16	54.8	14/11/2014 0:21	51.8	15/11/2014 1:26	60.4
9/11/2014 4:06	59.6	10/11/2014 5:11	58.2	11/11/2014 6:16	57.5	12/11/2014 23:21	50.1	14/11/2014 0:26	58.8	15/11/2014 1:31	60.5
9/11/2014 4:11	59.7	10/11/2014 5:16	57.6	11/11/2014 6:21	56.8	12/11/2014 23:26	51.9	14/11/2014 0:31	60.1	15/11/2014 1:36	59.9
9/11/2014 4:16	59.3	10/11/2014 5:21	60.3	11/11/2014 6:26	58.3	12/11/2014 23:31	60.0	14/11/2014 0:36	59.9	15/11/2014 1:41	60.9
9/11/2014 4:21	60.2	10/11/2014 5:26	58.9	11/11/2014 6:31	58.8	12/11/2014 23:36	59.7	14/11/2014 0:41	60.6	15/11/2014 1:46	60.0
9/11/2014 4:26	59.0	10/11/2014 5:31	59.4	11/11/2014 6:36	60.6	12/11/2014 23:41	52.9	14/11/2014 0:46	59.7	15/11/2014 1:51	60.5
9/11/2014 4:31	60.1	10/11/2014 5:36	58.8	11/11/2014 6:41	62.9	12/11/2014 23:46	56.6	14/11/2014 0:51	47.2	15/11/2014 1:56	60.2
9/11/2014 4:36	60.1	10/11/2014 5:41	58.9	11/11/2014 6:46	58.3	12/11/2014 23:51	59.5	14/11/2014 0:56	60.6	15/11/2014 2:01	60.2
9/11/2014 4:41	48.4	10/11/2014 5:46	59.9	11/11/2014 6:51	56.3	12/11/2014 23:56	60.3	14/11/2014 1:01	60.6	15/11/2014 2:06	60.4
9/11/2014 4:46	59.5	10/11/2014 5:51	60.2	11/11/2014 6:56	57.6	13/11/2014 0:01	58.6	14/11/2014 1:06	60.5	15/11/2014 2:11	60.2
9/11/2014 4:51	59.3	10/11/2014 5:56	60.9	11/11/2014 23:01	54.4	13/11/2014 0:06	59.5	14/11/2014 1:11	60.2	15/11/2014 2:16	51.7
9/11/2014 4:56	58.6	10/11/2014 6:01	60.5	11/11/2014 23:06	52.2	13/11/2014 0:11	59.1	14/11/2014 1:16	60.6	15/11/2014 2:21	59.8
9/11/2014 5:01	59.8	10/11/2014 6:06	47.4	11/11/2014 23:11	58.9	13/11/2014 0:16	59.8	14/11/2014 1:21	53.1	15/11/2014 2:26	59.9
9/11/2014 5:06	59.7	10/11/2014 6:11	53.5	11/11/2014 23:16	57.3	13/11/2014 0:21	58.6	14/11/2014 1:26	60.1	15/11/2014 2:31	59.0
9/11/2014 5:11	58.7	10/11/2014 6:16	58.9	11/11/2014 23:21	54.8	13/11/2014 0:26	59.0	14/11/2014 1:31	60.9	15/11/2014 2:36	60.3
9/11/2014 5:16	60.1	10/11/2014 6:21	57.1	11/11/2014 23:26	54.5	13/11/2014 0:31	58.4	14/11/2014 1:36	59.1	15/11/2014 2:41	59.2
9/11/2014 5:21	59.1	10/11/2014 6:26	57.7	11/11/2014 23:31	56.0	13/11/2014 0:36	59.0	14/11/2014 1:41	59.1	15/11/2014 2:46	59.2
9/11/2014 5:26	60.7	10/11/2014 6:31	58.1	11/11/2014 23:36	55.5	13/11/2014 0:41	60.3	14/11/2014 1:46	58.0	15/11/2014 2:51	58.6
9/11/2014 5:31	60.5	10/11/2014 6:36	60.8	11/11/2014 23:41	52.2	13/11/2014 0:46	59.7	14/11/2014 1:51	60.2	15/11/2014 2:56	59.3
9/11/2014 5:36	59.8	10/11/2014 6:41	60.4	11/11/2014 23:46	53.8	13/11/2014 0:51	59.9	14/11/2014 1:56	58.7	15/11/2014 3:01	59.6
9/11/2014 5:41	59.6	10/11/2014 6:46	60.3	11/11/2014 23:51	53.1	13/11/2014 0:56	58.7	14/11/2014 2:01	60.8	15/11/2014 3:06	60.0
9/11/2014 5:46	52.6	10/11/2014 6:51	58.2	11/11/2014 23:56	52.3	13/11/2014 1:01	59.7	14/11/2014 2:06	58.9	15/11/2014 3:11	59.2
9/11/2014 5:51	60.1	10/11/2014 6:56	58.3	12/11/2014 0:01	54.5	13/11/2014 1:06	59.4	14/11/2014 2:11	57.9	15/11/2014 3:16	59.9
9/11/2014 5:56	60.5	10/11/2014 23:01	55.5	12/11/2014 0:06	51.5	13/11/2014 1:11	59.6	14/11/2014 2:16	58.6	15/11/2014 3:21	60.3
9/11/2014 6:01	60.5	10/11/2014 23:06	56.2	12/11/2014 0:11	50.4	13/11/2014 1:16	59.1	14/11/2014 2:21	57.9	15/11/2014 3:26	60.2
9/11/2014 6:06	60.7	10/11/2014 23:11	56.8	12/11/2014 0:16	44.6	13/11/2014 1:21	58.6	14/11/2014 2:26	59.1	15/11/2014 3:31	58.7
9/11/2014 6:11	52.8	10/11/2014 23:16	58.8	12/11/2014 0:21	43.6	13/11/2014 1:26	58.1	14/11/2014 2:31	59.1	15/11/2014 3:36	59.7
9/11/2014 6:16	56.2	10/11/2014 23:21	55.3	12/11/2014 0:26	55.5	13/11/2014 1:31	58.0	14/11/2014 2:36	58.6	15/11/2014 3:41	58.5
9/11/2014 6:21	55.5	10/11/2014 23:26	56.4	12/11/2014 0:31	49.9	13/11/2014 1:36	57.9	14/11/2014 2:41	58.6	15/11/2014 3:46	59.5
9/11/2014 6:26	56.7	10/11/2014 23:31	56.6	12/11/2014 0:36	60.3	13/11/2014 1:41	59.1	14/11/2014 2:46	57.7	15/11/2014 3:51	59.4
9/11/2014 6:31	59.6	10/11/2014 23:36	55.7	12/11/2014 0:41	60.5	13/11/2014 1:46	57.9	14/11/2014 2:51	59.1	15/11/2014 3:56	60.1
9/11/2014 6:36	56.2	10/11/2014 23:41	50.4	12/11/2014 0:46	60.9	13/11/2014 1:51	58.3	14/11/2014 2:56	57.3	15/11/2014 4:01	58.4
9/11/2014 6:41	58.8	10/11/2014 23:46	54.5	12/11/2014 0:51	60.1	13/11/2014 1:56	58.1	14/11/2014 3:01	58.4	15/11/2014 4:06	59.1
9/11/2014 6:46	56.5	10/11/2014 23:51	54.5	12/11/2014 0:56	60.3	13/11/2014 2:01	58.3	14/11/2014 3:06	57.9	15/11/2014 4:11	58.6
9/11/2014 6:51	54.5	10/11/2014 23:56	50.1	12/11/2014 1:01	60.8	13/11/2014 2:06	58.8	14/11/2014 3:11	58.2	15/11/2014 4:16	58.0
9/11/2014 6:56	59.9	11/11/2014 0:01	56.2	12/11/2014 1:06	59.7	13/11/2014 2:11	58.8	14/11/2014 3:16	57.8	15/11/2014 4:21	58.6
9/11/2014 23:01	61.1	11/11/2014 0:06	53.1	12/11/2014 1:11	62.1	13/11/2014 2:16	58.3	14/11/2014 3:21	57.5	15/11/2014 4:26	59.3
9/11/2014 23:06	53.6	11/11/2014 0:11	55.8	12/11/2014 1:16	60.8	13/11/2014 2:21	57.8	14/11/2014 3:26	57.8	15/11/2014 4:31	58.3
9/11/2014 23:11	50.4	11/11/2014 0:16	58.5	12/11/2014 1:21	60.2	13/11/2014 2:26	56.8	14/11/2014 3:31	56.1	15/11/2014 4:36	57.9
9/11/2014 23:16	54.5	11/11/2014 0:21	47.4	12/11/2014 1:26	59.4	13/11/2014 2:31	57.3	14/11/2014 3:36	58.3	15/11/2014 4:41	58.1
9/11/2014 23:21	52.9	11/11/2014 0:26	60.2	12/11/2014 1:31	59.4	13/11/2014 2:36	57.8	14/11/2014 3:41	57.0	15/11/2014 4:46	44.1
9/11/2014 23:26	54.2	11/11/2014 0:31	50.4	12/11/2014 1:36	60.4	13/11/2014 2:41	57.1	14/11/2014 3:46	58.5	15/11/2014 4:51	58.7
9/11/2014 23:31	53.3	11/11/2014 0:36	59.8	12/11/2014 1:41	59.1	13/11/2014 2:46	56.9	14/11/2014 3:51	56.3	15/11/2014 4:56	58.2
9/11/2014 23:36	55.2	11/11/2014 0:41	60.4	12/11/2014 1:46	58.7	13/11/2014 2:51	57.4	14/11/2014 3:56	57.8	15/11/2014 5:01	59.5
9/11/2014 23:41	55.8	11/11/2014 0:46	54.9	12/11/2014 1:51	57.8	13/11/2014 2:56	57.6	14/11/2014 4:01	57.7	15/11/2014 5:06	59.3
9/11/2014 23:46	56.8	11/11/2014 0:51	59.9	12/11/2014 1:56	58.5	13/11/2014 3:01	55.6	14/11/2014 4:06	56.6	15/11/2014 5:11	59.4
9/11/2014 23:51	53.3	11/11/2014 0:56	60.7	12/11/2014 2:01	57.7	13/11/2014 3:06	56.3	14/11/2014 4:11	58.4	15/11/2014 5:16	58.8
9/11/2014 23:56	53.1	11/11/2014 1:01	59.0	12/11/2014 2:06	59.0	13/11/2014 3:11	56.0	14/11/2014 4:16	56.6	15/11/2014 5:21	59.9
10/11/2014 0:01	46.1	11/11/2014 1:06	59.7	12/11/2014 2:11	58.2	13/11/2014 3:16	56.4	14/11/2014 4:21	56.7	15/11/2014 5:26	60.1
10/11/2014 0:06	59.6	11/11/2014 1:11	58.9	12/11/2014 2:16	57.9	13/11/2014 3:21	57.2	14/11/2014 4:26	57.2	15/11/2014 5:31	59.4
10/11/2014 0:11	60.6	11/11/2014 1:16	60.2	12/11/2014 2:21	58.2	13/11/2014 3:26	57.9	14/11/2014 4:31	56.8	15/11/2014 5:36	59.4
10/11/2014 0:16	47.4	11/11/2014 1:21	60.5	12/11/2014 2:26	58.4	13/11/2014 3:31	55.4	14/11/2014 4:36	57.8	15/11/2014 5:41	60.4
10/11/2014 0:21	60.4	11/11/2014 1:26	59.5	12/11/2014 2:31	57.5	13/11/2014 3:36	56.5	14/11/2014 4:41	59.4	15/11/2014 5:46	59.9
10/11/2014 0:26	58.0	11/11/2014 1:31	59.0	12/11/2014 2:36	58.0	13/11/2014 3:41	55.7	14/11/2014 4:46	58.4	15/11/2014 5:51	52.3
10/11/2014 0:31	60.7	11/11/2014 1:36	59.3	12/11/2014 2:41	58.2	13/11/2014 3:46	56.3	14/11/2014 4:51	56.4	15/11/2014 5:56	52.4
10/11/2014 0:36	59.6	11/11/2014 1:41	59.2	12/11/2014 2:46	57.1	13/11/2014 3:51	55.1	14/11/2014 4:56	60.8	15/11/2014 6:01	50.4
10/11/2014 0:41	52.2	11/11/2014 1:46	58.1	12/11/2014 2:51	56.9	13/11/2014 3:56	56.3	14/11/2014 5:01	58.7	15/11/2014 6:06	45.0
10/11/2014 0:46	60.2	11/11/2014 1:51	57.9	12/11/2014 2:56	57.6	13/11/2014 4:01	57.0	14/11/2014 5:06	57.3	15/11/2014 6:11	51.4
10/11/2014 0:51	59.7	11/11/2014 1:56	58.4	12/11/2014 3:01	57.1	13/11/2014 4:06	56.4	14/11/2014 5:11	57.4	15/11/2014 6:16	51.0
10/11/2014 0:56	60.2	11/11/2014 2:01	57.9	12/11/2014 3:06	58.5	13/11/2014 4:11	56.7	14/11/2014 5:16	58.9	15/11/2014 6:21	54.8
10/11/2014 1:01	59.1	11/11/2014 2:06	60.7	12/11/2014 3:11	57.0	13/11/2014 4:16	57.0	14/11/2014 5:21	58.5	15/11/2014 6:26	56.8
10/11/2014 1:06	58.9	11/11/2014 2:11	58.9	12/11/2014 3:16	57.7	13/11/2014 4:21	57.3	14/11/2014 5:26	59.0	15/11/2014 6:31	57.6
10/11/2014 1:11	59.9	11/11/2014 2:16	57.0	12/11/2014 3:21	57.2	13/11/2014 4:26	57.2	14/11/2014 5:31	59.2	15/11/2014 6:36	58.1
10/11/2014 1:16	58.9	11/11/2014 2:21	57.9	12/11/2014 3:26	57.0	13/11/2014 4:31	44.1	14/11/2014 5:36	60.2	15/11/2014 6:41	60.5
10/11/2014 1:21	58.2	11/11/2014 2:26	60.4	12/11/2014 3:31	56.2	13/11/2014 4:36	56				

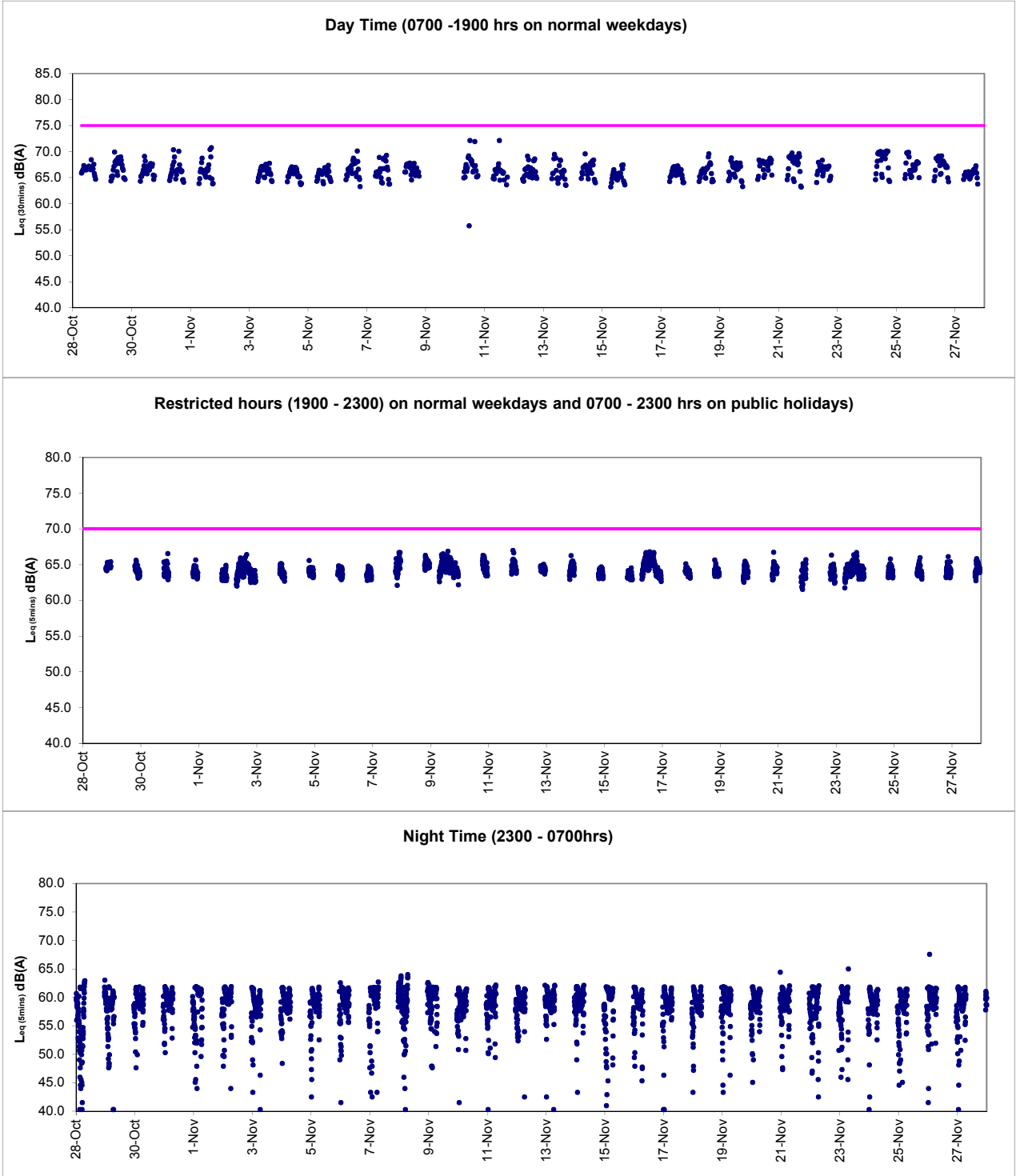
Real-time Noise Data	RTN4 (Causeway Bay Community Centre)						
16/11/2014 2:11 59.7	17/11/2014 3:16 56.6	18/11/2014 4:21 55.9	19/11/2014 5:26 58.0	20/11/2014 6:31 57.6	21/11/2014 23:36 59.1		
16/11/2014 2:16 60.3	17/11/2014 3:21 55.8	18/11/2014 4:26 57.8	19/11/2014 5:31 59.3	20/11/2014 6:36 59.3	21/11/2014 23:41 57.3		
16/11/2014 2:21 59.9	17/11/2014 3:26 56.9	18/11/2014 4:31 57.8	19/11/2014 5:36 59.4	20/11/2014 6:41 61.0	21/11/2014 23:46 55.2		
16/11/2014 2:26 60.0	17/11/2014 3:31 56.6	18/11/2014 4:36 58.4	19/11/2014 5:41 60.3	20/11/2014 6:46 60.4	21/11/2014 23:51 57.7		
16/11/2014 2:31 60.2	17/11/2014 3:36 54.0	18/11/2014 4:41 56.7	19/11/2014 5:46 58.9	20/11/2014 6:51 57.5	21/11/2014 23:56 55.5		
16/11/2014 2:36 60.0	17/11/2014 3:41 59.0	18/11/2014 4:46 56.2	19/11/2014 5:51 60.3	20/11/2014 6:56 57.9	22/11/2014 0:01 55.4		
16/11/2014 2:41 59.6	17/11/2014 3:46 55.3	18/11/2014 4:51 56.1	19/11/2014 5:56 60.2	20/11/2014 7:01 57.2	22/11/2014 0:06 56.2		
16/11/2014 2:46 51.9	17/11/2014 3:51 54.6	18/11/2014 4:56 56.8	19/11/2014 6:01 60.7	20/11/2014 7:06 64.2	22/11/2014 0:11 53.9		
16/11/2014 2:51 59.7	17/11/2014 3:56 56.1	18/11/2014 5:01 56.8	19/11/2014 6:06 46.9	20/11/2014 23:11 58.6	22/11/2014 0:16 52.6		
16/11/2014 2:56 60.3	17/11/2014 4:01 58.2	18/11/2014 5:06 57.6	19/11/2014 6:11 55.0	20/11/2014 23:16 59.6	22/11/2014 0:21 56.8		
16/11/2014 3:01 58.9	17/11/2014 4:06 57.4	18/11/2014 5:11 58.4	19/11/2014 6:16 55.8	20/11/2014 23:21 54.3	22/11/2014 0:26 56.5		
16/11/2014 3:06 60.1	17/11/2014 4:11 55.7	18/11/2014 5:16 58.9	19/11/2014 6:21 57.1	20/11/2014 23:26 55.3	22/11/2014 0:31 56.1		
16/11/2014 3:11 58.5	17/11/2014 4:16 56.1	18/11/2014 5:21 59.6	19/11/2014 6:26 59.7	20/11/2014 23:31 55.5	22/11/2014 0:36 54.2		
16/11/2014 3:16 59.8	17/11/2014 4:21 57.3	18/11/2014 5:26 58.7	19/11/2014 6:31 60.8	20/11/2014 23:36 56.7	22/11/2014 0:41 54.6		
16/11/2014 3:21 56.6	17/11/2014 4:26 56.9	18/11/2014 5:31 59.4	19/11/2014 6:36 58.4	20/11/2014 23:41 57.9	22/11/2014 0:46 57.5		
16/11/2014 3:26 59.2	17/11/2014 4:31 56.4	18/11/2014 5:36 59.0	19/11/2014 6:41 60.2	20/11/2014 23:46 56.7	22/11/2014 0:51 51.0		
16/11/2014 3:31 59.4	17/11/2014 4:36 56.6	18/11/2014 5:41 59.7	19/11/2014 6:46 60.5	20/11/2014 23:51 55.8	22/11/2014 0:56 50.6		
16/11/2014 3:36 59.3	17/11/2014 4:41 57.2	18/11/2014 5:46 60.0	19/11/2014 6:51 55.3	20/11/2014 23:56 56.2	22/11/2014 1:01 60.7		
16/11/2014 3:41 58.7	17/11/2014 4:46 56.2	18/11/2014 5:51 60.9	19/11/2014 6:56 58.1	21/11/2014 0:01 54.2	22/11/2014 1:06 49.0		
16/11/2014 3:46 59.4	17/11/2014 4:51 57.8	18/11/2014 5:56 60.0	19/11/2014 7:01 53.5	21/11/2014 0:06 46.9	22/11/2014 1:11 60.7		
16/11/2014 3:51 50.9	17/11/2014 4:56 55.2	18/11/2014 6:01 60.9	19/11/2014 7:06 58.2	21/11/2014 0:11 54.5	22/11/2014 1:16 54.2		
16/11/2014 3:56 59.5	17/11/2014 5:01 57.5	18/11/2014 6:06 55.8	19/11/2014 7:11 54.8	21/11/2014 0:16 60.6	22/11/2014 1:21 60.6		
16/11/2014 4:01 57.8	17/11/2014 5:06 57.5	18/11/2014 6:11 54.5	19/11/2014 7:16 54.9	21/11/2014 0:21 55.0	22/11/2014 1:26 53.7		
16/11/2014 4:06 60.0	17/11/2014 5:11 58.6	18/11/2014 6:16 60.0	19/11/2014 7:21 55.8	21/11/2014 0:26 56.0	22/11/2014 1:31 49.0		
16/11/2014 4:11 58.6	17/11/2014 5:16 57.7	18/11/2014 6:21 58.3	19/11/2014 7:26 57.7	21/11/2014 0:31 60.3	22/11/2014 1:36 60.8		
16/11/2014 4:16 58.8	17/11/2014 5:21 59.8	18/11/2014 6:26 58.5	19/11/2014 7:31 53.7	21/11/2014 0:36 46.9	22/11/2014 1:41 50.5		
16/11/2014 4:21 58.4	17/11/2014 5:26 58.6	18/11/2014 6:31 60.5	19/11/2014 7:36 58.1	21/11/2014 0:41 49.4	22/11/2014 1:46 52.4		
16/11/2014 4:26 56.6	17/11/2014 5:31 59.3	18/11/2014 6:36 59.7	19/11/2014 7:41 49.0	21/11/2014 0:46 59.8	22/11/2014 1:51 60.2		
16/11/2014 4:31 57.6	17/11/2014 5:36 59.2	18/11/2014 6:41 61.8	19/11/2014 7:46 43.0	21/11/2014 0:51 60.4	22/11/2014 1:56 60.8		
16/11/2014 4:36 54.0	17/11/2014 5:41 59.4	18/11/2014 6:46 59.3	19/11/2014 7:51 54.4	21/11/2014 0:56 43.0	22/11/2014 2:01 60.2		
16/11/2014 4:41 59.2	17/11/2014 5:46 46.1	18/11/2014 6:51 56.8	19/11/2014 7:56 56.8	21/11/2014 1:01 60.6	22/11/2014 2:06 59.8		
16/11/2014 4:46 59.3	17/11/2014 5:51 59.8	18/11/2014 6:56 60.1	20/11/2014 0:01 53.8	21/11/2014 1:06 58.9	22/11/2014 2:11 59.7		
16/11/2014 4:51 59.3	17/11/2014 5:56 60.3	18/11/2014 7:01 58.1	20/11/2014 0:06 51.7	21/11/2014 1:11 59.3	22/11/2014 2:16 60.1		
16/11/2014 4:56 59.0	17/11/2014 6:01 60.6	18/11/2014 7:06 58.5	20/11/2014 0:11 57.0	21/11/2014 1:16 60.0	22/11/2014 2:21 50.7		
16/11/2014 5:01 58.1	17/11/2014 6:06 56.6	18/11/2014 7:11 56.5	20/11/2014 0:16 44.6	21/11/2014 1:21 59.9	22/11/2014 2:26 60.4		
16/11/2014 5:06 58.9	17/11/2014 6:11 57.4	18/11/2014 7:16 58.6	20/11/2014 0:21 60.6	21/11/2014 1:26 60.3	22/11/2014 2:31 59.5		
16/11/2014 5:11 59.3	17/11/2014 6:16 57.7	18/11/2014 7:21 59.0	20/11/2014 0:26 60.8	21/11/2014 1:31 59.9	22/11/2014 2:36 59.8		
16/11/2014 5:16 60.0	17/11/2014 6:21 57.5	18/11/2014 7:26 56.6	20/11/2014 0:31 60.4	21/11/2014 1:36 60.1	22/11/2014 2:41 59.8		
16/11/2014 5:21 59.2	17/11/2014 6:26 58.3	18/11/2014 7:31 51.5	20/11/2014 0:36 44.1	21/11/2014 1:41 58.1	22/11/2014 2:46 59.3		
16/11/2014 5:26 59.1	17/11/2014 6:31 59.1	18/11/2014 7:36 53.5	20/11/2014 0:41 56.8	21/11/2014 1:46 58.8	22/11/2014 2:51 59.1		
16/11/2014 5:31 59.1	17/11/2014 6:36 60.4	18/11/2014 7:41 53.7	20/11/2014 0:46 50.4	21/11/2014 1:51 58.9	22/11/2014 2:56 60.3		
16/11/2014 5:36 59.4	17/11/2014 6:41 59.6	18/11/2014 7:46 52.7	20/11/2014 0:51 60.1	21/11/2014 1:56 58.3	22/11/2014 3:01 59.6		
16/11/2014 5:41 60.4	17/11/2014 6:46 59.3	18/11/2014 7:51 43.0	20/11/2014 0:56 59.8	21/11/2014 2:01 59.0	22/11/2014 3:06 59.9		
16/11/2014 5:46 59.8	17/11/2014 6:51 57.6	18/11/2014 7:56 52.2	20/11/2014 1:01 60.3	21/11/2014 2:06 60.5	22/11/2014 3:11 59.7		
16/11/2014 5:51 59.5	17/11/2014 6:56 56.5	19/11/2014 0:01 60.7	20/11/2014 1:06 58.9	21/11/2014 2:11 58.6	22/11/2014 3:16 59.4		
16/11/2014 5:56 59.7	17/11/2014 7:01 56.5	19/11/2014 0:06 37.5	20/11/2014 1:11 59.9	21/11/2014 2:16 57.7	22/11/2014 3:21 60.6		
16/11/2014 6:01 53.8	17/11/2014 7:06 55.1	19/11/2014 0:11 60.4	20/11/2014 1:16 59.7	21/11/2014 2:21 58.7	22/11/2014 3:26 59.3		
16/11/2014 6:06 60.1	17/11/2014 7:11 53.5	19/11/2014 0:16 60.9	20/11/2014 1:21 59.7	21/11/2014 2:26 59.3	22/11/2014 3:31 58.8		
16/11/2014 6:11 55.0	17/11/2014 7:16 58.4	19/11/2014 0:21 53.6	20/11/2014 1:26 59.5	21/11/2014 2:31 57.2	22/11/2014 3:36 58.8		
16/11/2014 6:16 39.3	17/11/2014 7:21 56.5	19/11/2014 0:26 60.7	20/11/2014 1:31 58.9	21/11/2014 2:36 57.8	22/11/2014 3:41 58.0		
16/11/2014 6:21 60.9	17/11/2014 7:26 55.2	19/11/2014 0:31 60.2	20/11/2014 1:36 60.0	21/11/2014 2:41 58.2	22/11/2014 3:46 58.4		
16/11/2014 6:26 51.8	17/11/2014 7:31 50.7	19/11/2014 0:36 60.6	20/11/2014 1:41 59.1	21/11/2014 2:46 58.1	22/11/2014 3:51 56.0		
16/11/2014 6:31 56.1	17/11/2014 7:36 56.4	19/11/2014 0:41 59.2	20/11/2014 1:46 41.5	21/11/2014 2:51 55.6	22/11/2014 3:56 55.5		
16/11/2014 6:36 37.5	17/11/2014 7:41 54.4	19/11/2014 0:46 60.4	20/11/2014 1:51 59.7	21/11/2014 2:56 58.4	22/11/2014 4:01 54.8		
16/11/2014 6:41 52.4	17/11/2014 7:46 53.3	19/11/2014 0:51 59.7	20/11/2014 1:56 59.6	21/11/2014 3:01 59.0	22/11/2014 4:06 54.7		
16/11/2014 6:46 57.5	17/11/2014 7:51 50.4	19/11/2014 0:56 58.7	20/11/2014 2:01 58.4	21/11/2014 3:06 57.3	22/11/2014 4:11 54.7		
16/11/2014 6:51 49.4	17/11/2014 7:56 55.0	19/11/2014 1:01 59.7	20/11/2014 2:06 58.6	21/11/2014 3:11 58.8	22/11/2014 4:16 55.4		
16/11/2014 6:56 54.6	18/11/2014 0:01 60.5	19/11/2014 1:06 59.1	20/11/2014 2:11 57.2	21/11/2014 3:16 56.5	22/11/2014 4:21 56.6		
16/11/2014 7:01 55.7	18/11/2014 0:06 43.6	19/11/2014 1:11 59.8	20/11/2014 2:16 57.7	21/11/2014 3:21 58.4	22/11/2014 4:26 55.5		
16/11/2014 7:06 56.7	18/11/2014 0:11 60.1	19/11/2014 1:16 60.1	20/11/2014 2:21 57.7	21/11/2014 3:26 57.1	22/11/2014 4:31 56.3		
16/11/2014 7:11 55.5	18/11/2014 0:16 60.2	19/11/2014 1:21 54.9	20/11/2014 2:26 56.7	21/11/2014 3:31 56.6	22/11/2014 4:36 57.0		
16/11/2014 7:16 59.0	18/11/2014 0:21 50.9	19/11/2014 1:26 59.4	20/11/2014 2:31 57.0	21/11/2014 3:36 56.9	22/11/2014 4:41 57.5		
16/11/2014 7:21 53.6	18/11/2014 0:26 62.9	19/11/2014 1:31 58.7	20/11/2014 2:36 57.3	21/11/2014 3:41 56.6	22/11/2014 4:46 56.7		
16/11/2014 7:26 53.7	18/11/2014 0:31 59.7	19/11/2014 1:36 59.9	20/11/2014 2:41 58.1	21/11/2014 3:46 58.6	22/11/2014 4:51 57.5		
16/11/2014 7:31 51.6	18/11/2014 0:36 60.5	19/11/2014 1:41 58.7	20/11/2014 2:46 57.1	21/11/2014 3:51 56.5	22/11/2014 4:56 58.5		
16/11/2014 7:36 50.9	18/11/2014 0:41 60.0	19/11/2014 1:46 58.8	20/11/2014 2:51 58.1	21/11/2014 3:56 59.8	22/11/2014 5:01 57.8		
16/11/2014 7:41 56.4	18/11/2014 0:46 59.9	19/11/2014 1:51 57.3	20/11/2014 2:56 57.1	21/11/2014 4:01 57.7	22/11/2014 5:06 58.9		
16/11/2014 7:46 51.3	18/11/2014 0:51 59.5	19/11/2014 1:56 57.2	20/11/2014 3:01 57.4	21/11/2014 4:06 56.8	22/11/2014 5:11 58.7		
16/11/2014 7:51 49.6	18/11/2014 0:56 60.6	19/11/2014 2:01 57.8	20/11/2014 3:06 56.1	21/11/2014 4:11 56.8	22/11/2014 5:16 59.6		
16/11/2014 7:56 50.9	18/11/2014 1:01 59.4	19/11/2014 2:06 57.2	20/11/2014 3:11 56.4	21/11/2014 4:16 57.8	22/11/2014 5:21 59.5		
17/11/2014 0:01 49.9	18/11/2014 1:06 59.6	19/11/2014 2:11 57.2	20/11/2014 3:16 56.9	21/11/2014 4:21 58.3	22/11/2014 5:26 59.0		
17/11/2014 0:06 60.7	18/11/2014 1:11 60.0	19/11/2014 2:16 57.8	20/11/2014 3:21 57.5	21/11/2014 4:26 57.9	22/11/2014 5:31 60.2		
17/11/2014 0:11 60.4	18/11/2014 1:16 59.0	19/11/2014 2:21 57.6	20/11/2014 3:26 57.6	21/11/2014 4:31 57.5	22/11/2014 5:36 60.1		
17/11/2014 0:16 60.6	18/11/2014 1:21 58.8	19/11/2014 2:26 59.1	20/11/2014 3:31 56.4	21/11/2014 4:36 59.1	22/11/2014 5:41 59.9		
17/11/2014 0:21 56.3	18/11/2014 1:26 59.3	19/11/2014 2:31 57.2	20/11/2014 3:36 56.3	21/11/2014 4:41 57.9	22/11/2014 5:46 60.1		
17/11/2014 0:26 59.8	18/11/2014 1:31 59.1	19/11/2014 2:36 57.3	20/11/2014 3:41 56.6	21/11/2014 4:46 57.4	22/11/2014 5:51 60.9		
17/11/2014 0:31 60.1	18/11/2014 1:36 59.0	19/11/2014 2:41 57.4	20/11/2014 3:46 57.4	21/11/2014 4:51 56.3	22/11/2014 5:56 59.7		
17/11/2014 0:36 60.1	18/11/2014 1:41 57.4	19/11/2014 2:46 57.1	20/11/2014 3:51 56.1	21/11/2014 4:56 56.4	22/11/2014 6:01 51.4		
17/11/2014 0:41 59.4	18/11/2014 1:46 58.9	19/11/2014 2:51 56.3	20/11/2014 3:56 56.4	21/11/2014 5:01 58.0	22/11/2014 6:06 47.6		
17/11/2014 0:46 59.3							



Real-time Noise Data		RTN4 (Causeway Bay Community Centre)					
23/11/2014 0:41	54.6	24/11/2014 1:46	59.2	25/11/2014 2:51	55.9	26/11/2014 3:56	59.1
23/11/2014 0:46	60.4	24/11/2014 1:51	57.8	25/11/2014 2:56	63.2	26/11/2014 4:01	56.6
23/11/2014 0:51	60.4	24/11/2014 1:56	57.2	25/11/2014 3:01	57.8	26/11/2014 4:06	56.4
23/11/2014 0:56	60.6	24/11/2014 2:01	57.2	25/11/2014 3:06	56.6	26/11/2014 4:11	56.9
23/11/2014 1:01	53.0	24/11/2014 2:06	56.3	25/11/2014 3:11	57.3	26/11/2014 4:16	60.4
23/11/2014 1:06	60.8	24/11/2014 2:11	58.8	25/11/2014 3:16	57.6	26/11/2014 4:21	58.0
23/11/2014 1:11	53.3	24/11/2014 2:16	56.1	25/11/2014 3:21	56.6	26/11/2014 4:26	56.2
23/11/2014 1:16	60.8	24/11/2014 2:21	55.6	25/11/2014 3:26	57.3	26/11/2014 4:31	56.1
23/11/2014 1:21	60.4	24/11/2014 2:26	58.3	25/11/2014 3:31	57.2	26/11/2014 4:36	57.2
23/11/2014 1:26	49.0	24/11/2014 2:31	56.3	25/11/2014 3:36	57.4	26/11/2014 4:41	57.6
23/11/2014 1:31	60.4	24/11/2014 2:36	56.4	25/11/2014 3:41	56.9	26/11/2014 4:46	57.2
23/11/2014 1:36	60.0	24/11/2014 2:41	57.1	25/11/2014 3:46	57.2	26/11/2014 4:51	58.1
23/11/2014 1:41	57.7	24/11/2014 2:46	57.5	25/11/2014 3:51	55.8	26/11/2014 4:56	56.3
23/11/2014 1:46	60.2	24/11/2014 2:51	56.6	25/11/2014 3:56	56.1	26/11/2014 5:01	56.7
23/11/2014 1:51	60.2	24/11/2014 2:56	55.4	25/11/2014 4:01	57.5	26/11/2014 5:06	57.9
23/11/2014 1:56	60.6	24/11/2014 3:01	56.7	25/11/2014 4:06	57.6	26/11/2014 5:11	59.4
23/11/2014 2:01	59.1	24/11/2014 3:06	54.3	25/11/2014 4:11	57.3	26/11/2014 5:16	58.3
23/11/2014 2:06	59.6	24/11/2014 3:11	56.7	25/11/2014 4:16	56.8	26/11/2014 5:21	58.2
23/11/2014 2:11	60.3	24/11/2014 3:16	55.7	25/11/2014 4:21	55.6	26/11/2014 5:26	59.3
23/11/2014 2:16	59.7	24/11/2014 3:21	55.5	25/11/2014 4:26	57.2	26/11/2014 5:31	59.3
23/11/2014 2:21	59.3	24/11/2014 3:26	55.9	25/11/2014 4:31	56.6	26/11/2014 5:36	59.9
23/11/2014 2:26	58.7	24/11/2014 3:31	54.6	25/11/2014 4:36	56.6	26/11/2014 5:41	60.3
23/11/2014 2:31	60.7	24/11/2014 3:36	54.9	25/11/2014 4:41	57.1	26/11/2014 5:46	59.8
23/11/2014 2:36	58.9	24/11/2014 3:41	57.7	25/11/2014 4:46	56.4	26/11/2014 5:51	60.8
23/11/2014 2:41	57.9	24/11/2014 3:46	55.8	25/11/2014 4:51	57.1	26/11/2014 5:56	59.9
23/11/2014 2:46	58.6	24/11/2014 3:51	56.4	25/11/2014 4:56	57.3	26/11/2014 6:01	52.8
23/11/2014 2:51	58.0	24/11/2014 3:56	56.2	25/11/2014 5:01	56.2	26/11/2014 6:06	60.4
23/11/2014 2:56	60.1	24/11/2014 4:01	56.2	25/11/2014 5:06	56.8	26/11/2014 6:11	53.8
23/11/2014 3:01	58.9	24/11/2014 4:06	57.5	25/11/2014 5:11	56.9	26/11/2014 6:16	58.3
23/11/2014 3:06	59.2	24/11/2014 4:11	56.7	25/11/2014 5:16	58.3	26/11/2014 6:21	55.8
23/11/2014 3:11	58.6	24/11/2014 4:16	53.8	25/11/2014 5:21	58.6	26/11/2014 6:26	58.2
23/11/2014 3:16	59.1	24/11/2014 4:21	56.6	25/11/2014 5:26	58.5	26/11/2014 6:31	59.4
23/11/2014 3:21	58.5	24/11/2014 4:26	56.6	25/11/2014 5:31	58.9	26/11/2014 6:36	56.7
23/11/2014 3:26	60.4	24/11/2014 4:31	55.8	25/11/2014 5:36	59.7	26/11/2014 6:41	61.6
23/11/2014 3:31	60.4	24/11/2014 4:36	55.5	25/11/2014 5:41	59.7	26/11/2014 6:46	59.2
23/11/2014 3:36	60.0	24/11/2014 4:41	55.5	25/11/2014 5:46	60.3	26/11/2014 6:51	53.9
23/11/2014 3:41	58.9	24/11/2014 4:46	56.7	25/11/2014 5:51	59.5	26/11/2014 6:56	56.8
23/11/2014 3:46	59.9	24/11/2014 4:51	56.3	25/11/2014 5:56	60.9	26/11/2014 23:01	55.0
23/11/2014 3:51	58.5	24/11/2014 4:56	56.0	25/11/2014 6:01	60.5	26/11/2014 23:06	54.3
23/11/2014 3:56	58.0	24/11/2014 5:01	55.4	25/11/2014 6:06	55.0	26/11/2014 23:11	56.4
23/11/2014 4:01	58.1	24/11/2014 5:06	56.5	25/11/2014 6:11	52.5	26/11/2014 23:16	59.0
23/11/2014 4:06	59.1	24/11/2014 5:11	57.9	25/11/2014 6:16	56.3	26/11/2014 23:21	56.8
23/11/2014 4:11	57.9	24/11/2014 5:16	57.8	25/11/2014 6:21	57.3	26/11/2014 23:26	54.9
23/11/2014 4:16	58.8	24/11/2014 5:21	58.2	25/11/2014 6:26	57.2	26/11/2014 23:31	55.7
23/11/2014 4:21	58.5	24/11/2014 5:26	58.5	25/11/2014 6:31	61.0	26/11/2014 23:36	54.0
23/11/2014 4:26	47.2	24/11/2014 5:31	58.6	25/11/2014 6:36	59.7	26/11/2014 23:41	54.4
23/11/2014 4:31	57.4	24/11/2014 5:36	59.9	25/11/2014 6:41	60.9	26/11/2014 23:46	55.7
23/11/2014 4:36	57.8	24/11/2014 5:41	59.7	25/11/2014 6:46	60.4	26/11/2014 23:51	53.2
23/11/2014 4:41	58.9	24/11/2014 5:46	58.6	25/11/2014 6:51	57.4	26/11/2014 23:56	34.5
23/11/2014 4:46	58.3	24/11/2014 5:51	59.5	25/11/2014 6:56	60.2	27/11/2014 0:01	54.9
23/11/2014 4:51	58.4	24/11/2014 5:56	60.1	25/11/2014 23:01	50.7	27/11/2014 0:06	45.4
23/11/2014 4:56	58.4	24/11/2014 6:01	59.4	25/11/2014 23:06	53.9	27/11/2014 0:11	48.3
23/11/2014 5:01	58.8	24/11/2014 6:06	55.2	25/11/2014 23:11	58.1	27/11/2014 0:16	57.3
23/11/2014 5:06	53.1	24/11/2014 6:11	56.2	25/11/2014 23:16	55.8	27/11/2014 0:21	60.7
23/11/2014 5:11	58.2	24/11/2014 6:16	52.8	25/11/2014 23:21	61.1	27/11/2014 0:26	50.7
23/11/2014 5:16	59.6	24/11/2014 6:21	56.9	25/11/2014 23:26	52.4	27/11/2014 0:31	60.9
23/11/2014 5:21	59.4	24/11/2014 6:26	57.9	25/11/2014 23:31	50.9	27/11/2014 0:36	60.5
23/11/2014 5:26	58.9	24/11/2014 6:31	56.9	25/11/2014 23:36	56.1	27/11/2014 0:41	60.2
23/11/2014 5:31	59.3	24/11/2014 6:36	58.0	25/11/2014 23:41	43.6	27/11/2014 0:46	60.7
23/11/2014 5:36	59.1	24/11/2014 6:41	61.2	25/11/2014 23:46	51.0	27/11/2014 0:51	60.8
23/11/2014 5:41	60.6	24/11/2014 6:46	60.6	25/11/2014 23:51	53.3	27/11/2014 0:56	55.0
23/11/2014 5:46	60.1	24/11/2014 6:51	58.7	25/11/2014 23:56	56.3	27/11/2014 1:01	60.1
23/11/2014 5:51	59.3	24/11/2014 6:56	58.1	26/11/2014 0:01	46.4	27/11/2014 1:06	62.2
23/11/2014 5:56	60.6	24/11/2014 23:01	55.5	26/11/2014 0:06	60.6	27/11/2014 1:11	59.8
23/11/2014 6:01	59.8	24/11/2014 23:06	56.5	26/11/2014 0:11	53.9	27/11/2014 1:16	60.8
23/11/2014 6:06	52.2	24/11/2014 23:11	56.2	26/11/2014 0:16	53.0	27/11/2014 1:21	58.4
23/11/2014 6:11	60.8	24/11/2014 23:16	57.3	26/11/2014 0:21	60.8	27/11/2014 1:26	59.6
23/11/2014 6:16	52.8	24/11/2014 23:21	50.7	26/11/2014 0:26	53.5	27/11/2014 1:31	59.4
23/11/2014 6:21	60.9	24/11/2014 23:26	53.8	26/11/2014 0:31	60.7	27/11/2014 1:36	58.1
23/11/2014 6:26	60.5	24/11/2014 23:31	52.3	26/11/2014 0:36	60.8	27/11/2014 1:41	58.8
23/11/2014 6:31	54.2	24/11/2014 23:36	52.5	26/11/2014 0:41	60.8	27/11/2014 1:46	59.2
23/11/2014 6:36	49.1	24/11/2014 23:41	60.5	26/11/2014 0:46	60.5	27/11/2014 1:51	59.4
23/11/2014 6:41	60.8	24/11/2014 23:46	52.9	26/11/2014 0:51	60.2	27/11/2014 1:56	56.8
23/11/2014 6:46	62.9	24/11/2014 23:51	47.4	26/11/2014 0:56	60.4	27/11/2014 2:01	57.0
23/11/2014 6:51	60.2	24/11/2014 23:56	60.9	26/11/2014 1:01	60.0	27/11/2014 2:06	58.8
23/11/2014 6:56	55.5	25/11/2014 0:01	52.6	26/11/2014 1:06	66.0	27/11/2014 2:11	57.8
23/11/2014 23:01	51.4	25/11/2014 0:06	39.3	26/11/2014 1:11	59.7	27/11/2014 2:16	58.2
23/11/2014 23:06	57.0	25/11/2014 0:11	60.0	26/11/2014 1:16	59.4	27/11/2014 2:21	58.0
23/11/2014 23:11	53.1	25/11/2014 0:16	47.8	26/11/2014 1:21	58.4	27/11/2014 2:26	58.8
23/11/2014 23:16	58.5	25/11/2014 0:21	51.3	26/11/2014 1:26	59.3	27/11/2014 2:31	57.3
23/11/2014 23:21	54.4	25/11/2014 0:26	60.5	26/11/2014 1:31	60.2	27/11/2014 2:36	59.7
23/11/2014 23:26	43.0	25/11/2014 0:31	60.6	26/11/2014 1:36	57.8	27/11/2014 2:41	58.5
23/11/2014 23:31	52.9	25/11/2014 0:36	60.5	26/11/2014 1:41	58.6	27/11/2014 2:46	57.3
23/11/2014 23:36	52.8	25/11/2014 0:41	60.3	26/11/2014 1:46	58.2	27/11/2014 2:51	56.9
23/11/2014 23:41	43.0	25/11/2014 0:46	59.9	26/11/2014 1:51	58.1	27/11/2014 2:56	58.0
23/11/2014 23:46	52.2	25/11/2014 0:51	49.1	26/11/2014 1:56	59.1	27/11/2014 3:01	56.8
23/11/2014 23:51	55.0	25/11/2014 0:56	60.9	26/11/2014 2:01	58.5	27/11/2014 3:06	57.9
23/11/2014 23:56	59.9	25/11/2014 1:01	59.4	26/11/2014 2:06	56.6	27/11/2014 3:11	57.9
24/11/2014 0:01	60.9	25/11/2014 1:06	58.2	26/11/2014 2:11	57.7	27/11/2014 3:16	56.8
24/11/2014 0:06	60.6	25/11/2014 1:11	59.6	26/11/2014 2:16	57.7	27/11/2014 3:21	56.5
24/11/2014 0:11	60.2	25/11/2014 1:16	59.1	26/11/2014 2:21	48.4	27/11/2014 3:26	58.5
24/11/2014 0:16	60.1	25/11/2014 1:21	57.9	26/11/2014 2:26	58.0	27/11/2014 3:31	59.7
24/11/2014 0:21	59.9	25/11/2014 1:26	59.0	26/11/2014 2:31	57.4	27/11/2014 3:36	57.2
24/11/2014 0:26	60.7	25/11/2014 1:31	60.6	26/11/2014 2:36	58.1	27/11/2014 3:41	56.6
24/11/2014 0:31	59.1	25/11/2014 1:36	58.8	26/11/2014 2:41	59.4	27/11/2014 3:46	58.0
24/11/2014 0:36	59.3	25/11/2014 1:41	58.6	26/11/2014 2:46	57.8	27/11/2014 3:51	56.2
24/11/2014 0:41	60.6	25/11/2014 1:46	58.8	26/11/2014 2:51	60.1	27/11/2014 3:56	59.0
24/11/2014 0:46	58.7	25/11/2014 1:51	57.6	26/11/2014 2:56	57.2	27/11/2014 4:01	58.5
24/11/2014 0:51	59.0	25/11/2014 1:56	57.9	26/11/2014 3:01	58.4	27/11/2014 4:06	56.4
24/11/2014 0:56	58.7	25/11/2014 2:01	57.7	26/11/2014 3:06	57.7	27/11/2014 4:11	57.3
24/11/2014 1:01	58.5	25/11/2014 2:06	60.1	26/11/2014 3:11	57.5	27/11/2014 4:16	56.7
24/11/2014 1							

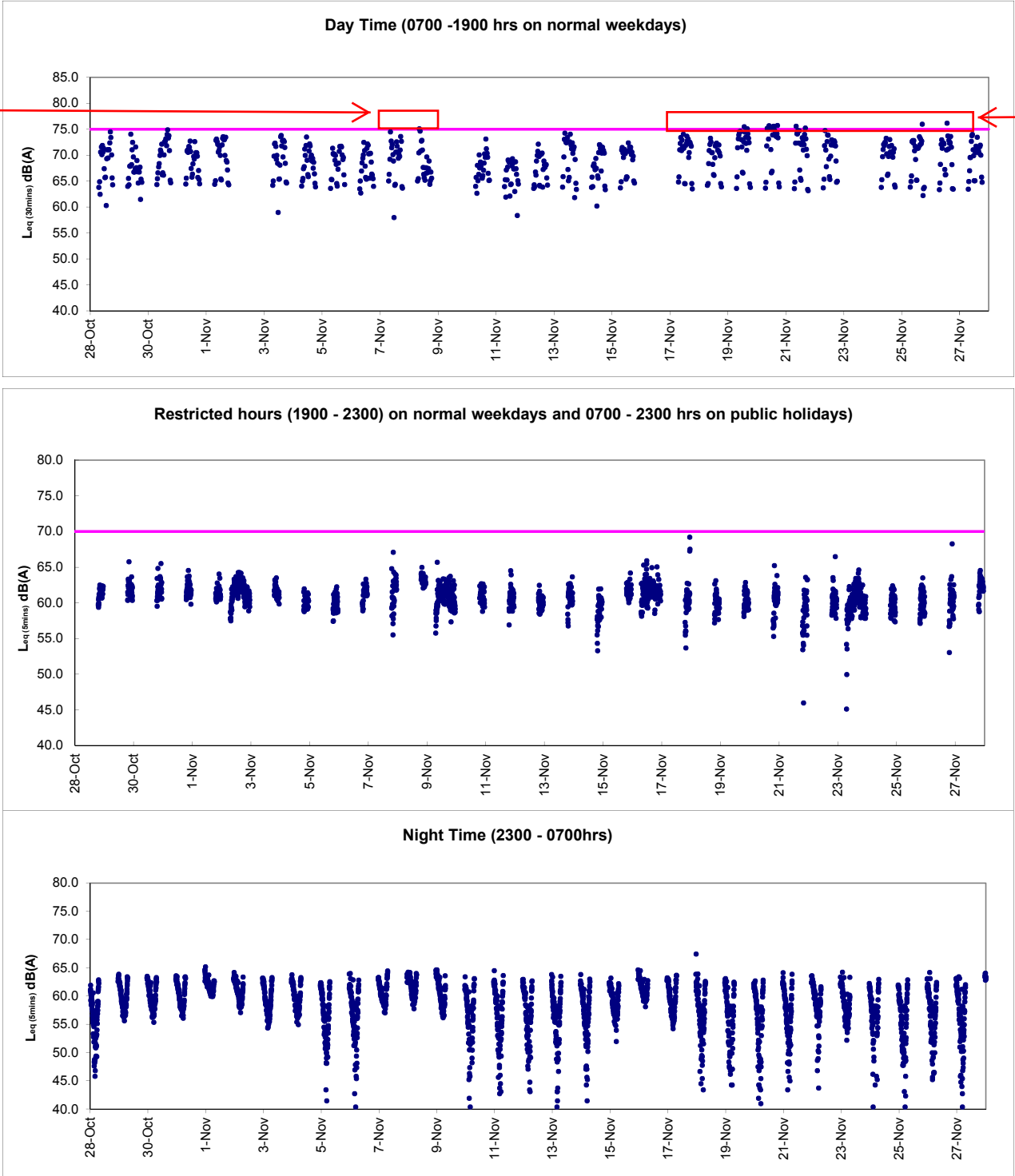


Graphic Presentation of Real Time Noise Monitoring Result (RTN1-Food and Environmental Hygiene Department Depot)





Graphic Presentation of Real Time Noise Monitoring Result (RTN2a- Hong Kong Electric Centre)

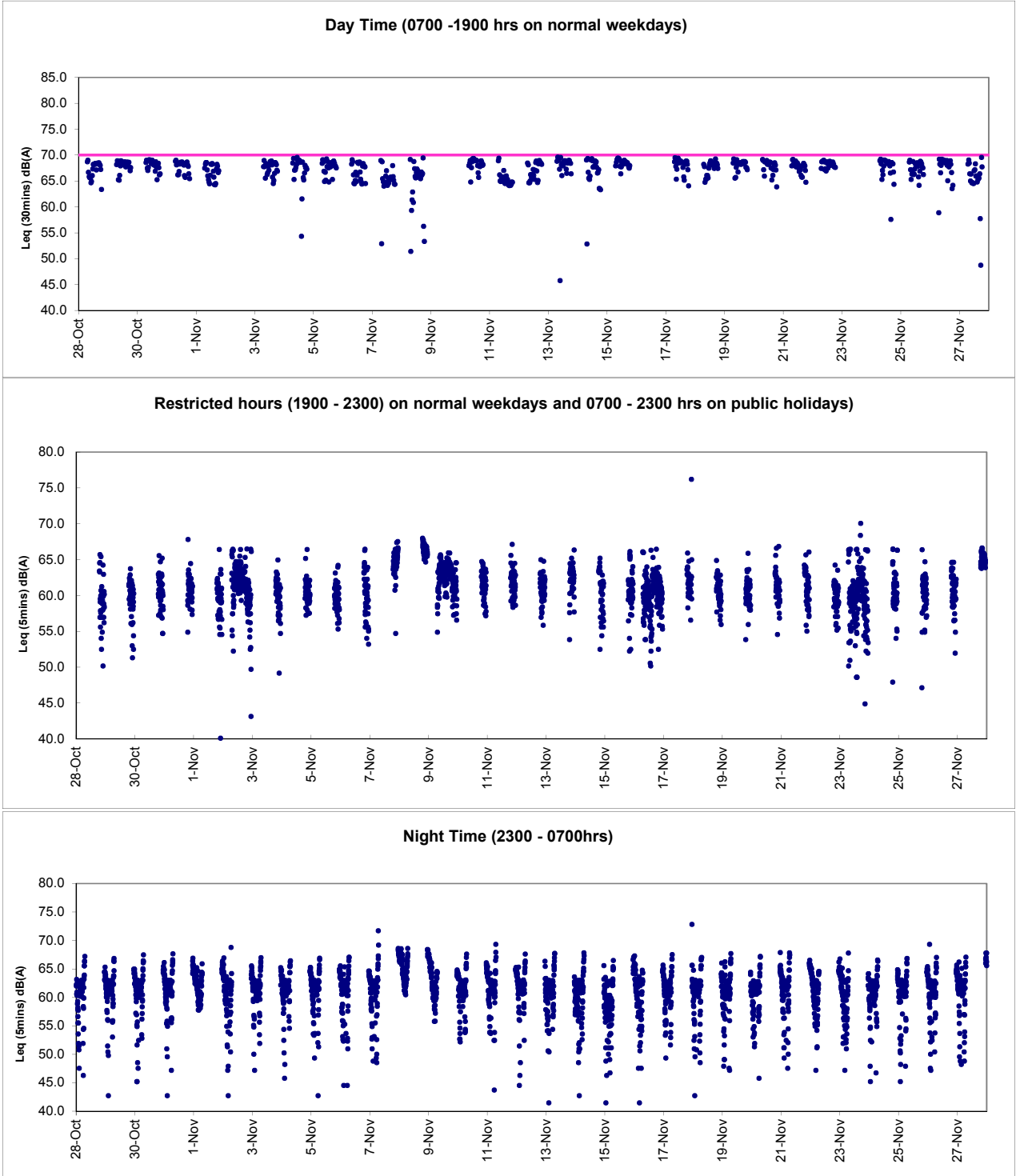


After checking with contractor HY/2009/19, sheet piling and socket H-piling were conducted during the recorded period, contractor mitigation measures including provision of temporary noise barrier was implemented. In view of the exceedance was non-continuous, the exceedances are considered to be non-Project related and contributed by nearby the IEC

After checking with contractor HY/2009/19, sheet piling, socket H-piling and breaking of U-Beam were conducted during the recorded period, contractor mitigation measures including provision of temporary noise barrier were implemented while chilling system pipe work installation works (hammering and welding works) was observed conducting at the roof top of Hong Kong Electric Centre from 17 Nov 2014 to 28 Nov 2014. As such, the exceedances were considered to be non-Project related and contributed by the pipe work installation works at Hong Kong Electric Centre.

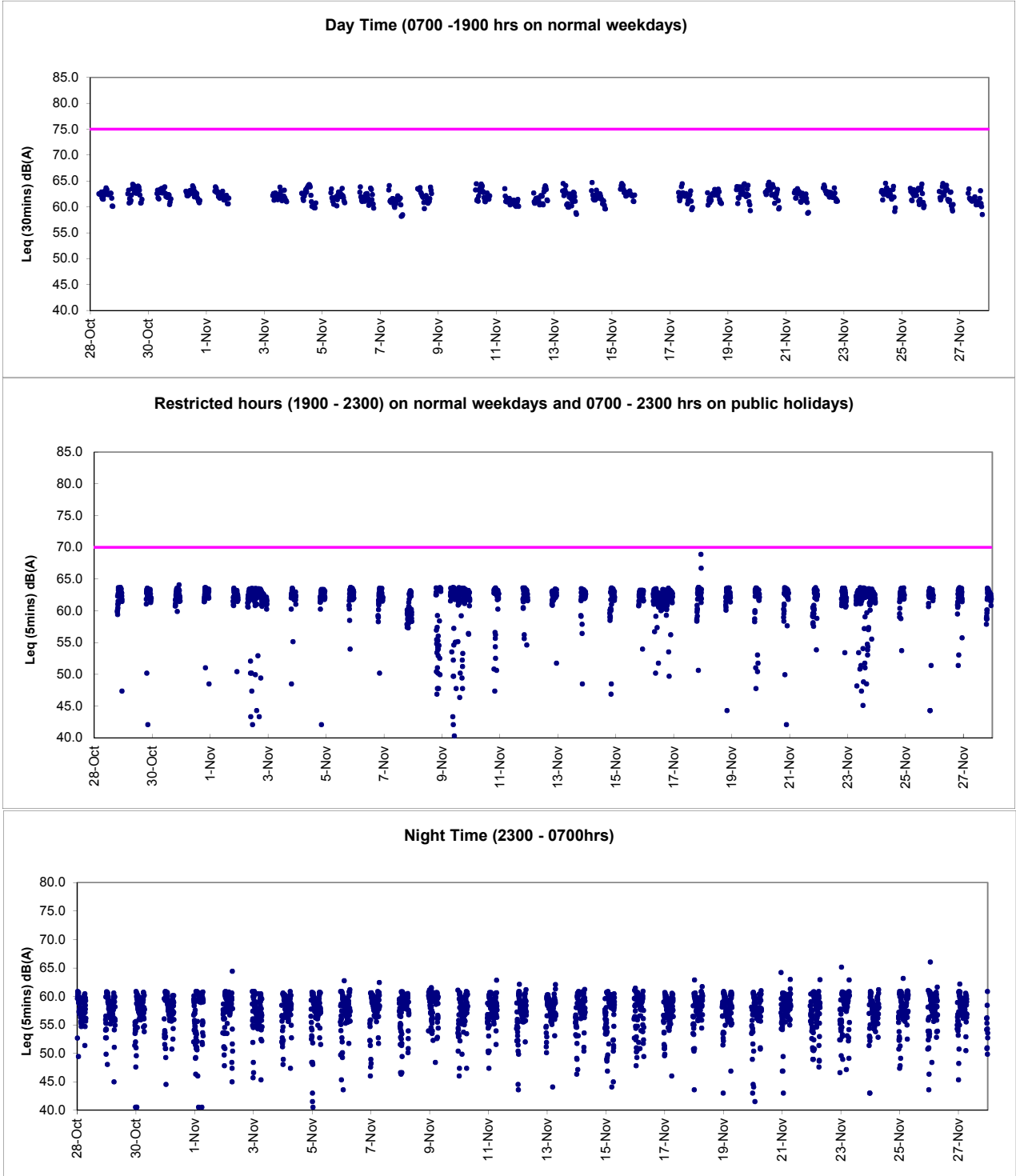


Graphic Presentation of Real Time Noise Monitoring Result (RTN3-Yu Lee Mo Fan Memorial School)





Graphic Presentation of Real Time Noise Monitoring Result (RTN4-Causeway Bay Community Centre)





***Appendix 6.1***

*Event Action Plans*



Event/Action Plan for Construction Noise

EVENT	ACTION			
	ET	IEC	ER	CONTRACTOR
Action Level being exceeded	<ol style="list-style-type: none"><li>1. Notify ER, IEC and Contractor;</li><li>2. Carry out investigation;</li><li>3. Report the results of investigation to the IEC, ER and Contractor;</li><li>4. Discuss with the IEC and Contractor on remedial measures required;</li><li>5. Increase monitoring frequency to check mitigation effectiveness.</li></ol> <p>(The above actions should be taken within 2 working days after the exceedance is identified)</p>	<ol style="list-style-type: none"><li>1. Review the investigation results submitted by the ET;</li><li>2. Review the proposed remedial measures by the Contractor and advise the ER accordingly;</li><li>3. Advise the ER on the effectiveness of the proposed remedial measures.</li></ol> <p>(The above actions should be taken within 2 working days after the exceedance is identified)</p>	<ol style="list-style-type: none"><li>1. Confirm receipt of notification of failure in writing;</li><li>2. Notify Contractor;</li><li>3. In consolidation with the IEC, agree with the Contractor on the remedial measures to be implemented;</li><li>4. Supervise the implementation of remedial measures.</li></ol> <p>(The above actions should be taken within 2 working days after the exceedance is identified)</p>	<ol style="list-style-type: none"><li>1. Submit noise mitigation proposals to IEC and ER;</li><li>2. Implement noise mitigation proposals.</li></ol> <p>(The above actions should be taken within 2 working days after the exceedance is identified)</p>



EVENT	ACTION			
	ET	IEC	ER	CONTRACTOR
Limit Level being exceeded	<ol style="list-style-type: none"> <li>1. Inform IEC, ER, Contractor and EPD;</li> <li>2. Repeat measurements to confirm findings;</li> <li>3. Increase monitoring frequency;</li> <li>4. Identify source and investigate the cause of exceedance;</li> <li>5. Carry out analysis of Contractor's working procedures;</li> <li>6. Discuss with the IEC, Contractor and ER on remedial measures required;</li> <li>7. Assess effectiveness of Contractor's remedial actions and keep IEC, EPD and ER informed of the results;</li> <li>8. If exceedance stops, cease additional monitoring. (The above actions should be taken within 2 working days after the exceedance is identified)</li> </ol>	<ol style="list-style-type: none"> <li>1. Discuss amongst ER, ET, and Contractor on the potential remedial actions;</li> <li>2. Review Contractor's remedial actions whenever necessary to assure their effectiveness and advise the ER accordingly. (The above actions should be taken within 2 working days after the exceedance is identified)</li> </ol>	<ol style="list-style-type: none"> <li>1. Confirm receipt of notification of failure in writing;</li> <li>2. Notify Contractor;</li> <li>3. In consolidation with the IEC, agree with the Contractor on the remedial measures to be implemented;</li> <li>4. Supervise the implementation of remedial measures;</li> <li>5. If exceedance continues, consider stopping the Contractor to continue working on that portion of work which causes the exceedance until the exceedance is abated. (The above actions should be taken within 2 working days after the exceedance is identified)</li> </ol>	<ol style="list-style-type: none"> <li>1. Take immediate action to avoid further exceedance;</li> <li>2. Submit proposals for remedial actions to IEC and ER within 3 working days of notification;</li> <li>3. Implement the agreed proposals;</li> <li>4. Submit further proposal if problem still not under control;</li> <li>5. Stop the relevant portion of works as instructed by the ER until the exceedance is abated. (The above actions should be taken within 2 working days after the exceedance is identified)</li> </ol>





**Event / Action Plan for Construction Air Quality**

EVENT	ACTION			
	ET	IEC	ER	CONTRACTOR
<b>ACTION LEVEL</b>				
1. Exceedance for one sample	<ol style="list-style-type: none"> <li>Identify source, investigate the causes of exceedance and propose remedial measures; Inform IEC and ER;</li> <li>Repeat measurement to confirm finding;</li> <li>Increase monitoring frequency to daily.</li> </ol> (The above actions should be taken within 2 working days after the exceedance is identified)	<ol style="list-style-type: none"> <li>Check monitoring data submitted by ET;</li> <li>Check Contractor's working method.</li> </ol> (The above actions should be taken within 2 working days after the exceedance is identified)	<ol style="list-style-type: none"> <li>Notify Contractor.</li> </ol> (The above actions should be taken within 2 working days after the exceedance is identified)	<ol style="list-style-type: none"> <li>Rectify any unacceptable practice;</li> <li>Amend working methods if appropriate.</li> </ol> (The above actions should be taken within 2 working days after the exceedance is identified)
2. Exceedance for two or more consecutive samples	<ol style="list-style-type: none"> <li>Identify source;</li> <li>Inform IEC and ER;</li> <li>Advise the ER on the effectiveness of the proposed remedial measures;</li> <li>Repeat measurements to confirm findings;</li> <li>Increase monitoring frequency to daily;</li> <li>Discuss with IEC and Contractor on remedial actions required;</li> <li>If exceedance continues, arrange meeting with IEC and ER;</li> <li>If exceedance stops, cease additional monitoring.</li> </ol> (The above actions should be taken within 2 working days after the exceedance is identified)	<ol style="list-style-type: none"> <li>Check monitoring data submitted by ET;</li> <li>Check Contractor's working method;</li> <li>Discuss with ET and Contractor on possible remedial measures;</li> <li>Advise the ET on the effectiveness of the proposed remedial measures;</li> <li>Supervise Implementation of remedial measures.</li> </ol> (The above actions should be taken within 2 working days after the exceedance is identified)	<ol style="list-style-type: none"> <li>Confirm receipt of notification of failure in writing;</li> <li>Notify Contractor;</li> <li>Ensure remedial measures properly implemented.</li> </ol> (The above actions should be taken within 2 working days after the exceedance is identified)	<ol style="list-style-type: none"> <li>Submit proposals for remedial to ER within 3 working days of notification;</li> <li>Implement the agreed proposals;</li> <li>Amend proposal if appropriate.</li> </ol> (The above actions should be taken within 2 working days after the exceedance is identified)
<b>LIMIT LEVEL</b>				
1. Exceedance for one sample	<ol style="list-style-type: none"> <li>Identify source, investigate the causes of exceedance and propose remedial measures; Inform ER, Contractor and EPD;</li> <li>Repeat measurement to confirm finding;</li> <li>Increase monitoring frequency to daily;</li> <li>Assess effectiveness of Contractor's remedial actions and keep IEC, EPD and ER informed of the results.</li> </ol> (The above actions should be taken within 2 working days after the exceedance is identified)	<ol style="list-style-type: none"> <li>Check monitoring data submitted by ET;</li> <li>Check Contractor's working method;</li> <li>Discuss with ET and Contractor on possible remedial measures;</li> <li>Advise the ER on the effectiveness of the proposed remedial measures;</li> <li>Supervise implementation of remedial measures.</li> </ol> (The above actions should be taken within 2 working days after the exceedance is identified)	<ol style="list-style-type: none"> <li>Confirm receipt of notification of failure in writing;</li> <li>Notify Contractor;</li> <li>Ensure remedial measures properly implemented.</li> </ol> (The above actions should be taken within 2 working days after the exceedance is identified)	<ol style="list-style-type: none"> <li>Take immediate action to avoid further exceedance;</li> <li>Submit proposals for remedial actions to IEC within 3 working days of notification;</li> <li>Implement the agreed proposals;</li> <li>Amend proposal if appropriate.</li> </ol> (The above actions should be taken within 2 working days after the exceedance is identified)
2. Exceedance for two or more consecutive samples	<ol style="list-style-type: none"> <li>Notify IEC, ER, Contractor and EPD;</li> <li>Identify source;</li> <li>Repeat measurement to confirm findings;</li> <li>Increase monitoring frequency to daily;</li> <li>Carry out analysis of Contractor's working procedures to determine possible mitigation to be implemented;</li> <li>Arrange meeting with IEC and ER to discuss the remedial actions to be taken;</li> <li>Assess effectiveness of Contractor's remedial actions and keep IEC, EPD and ER informed of the results;</li> <li>If exceedance stops, cease additional monitoring.</li> </ol> (The above actions should be taken within 2 working days after the exceedance is identified)	<ol style="list-style-type: none"> <li>Discuss amongst ER, ET, and Contractor on the potential remedial actions;</li> <li>Review Contractor's remedial actions whenever necessary to assure their effectiveness and advise the ER accordingly;</li> <li>Supervise the implementation of remedial measures.</li> </ol>	<ol style="list-style-type: none"> <li>Confirm receipt of notification of failure in writing;</li> <li>Notify Contractor;</li> <li>In consolidation with the IEC, agree with the Contractor on the remedial measures to be implemented;</li> <li>Ensure remedial measures properly implemented;</li> <li>If exceedance continues, consider what portion of the work is responsible and instruct the Contractor to stop that portion of work until the exceedance is abated.</li> </ol> (The above actions should be taken within 2 working days after the exceedance is identified)	<ol style="list-style-type: none"> <li>Take immediate action to avoid further exceedance;</li> <li>Submit proposals for remedial actions to IEC within 3 working days of notification;</li> <li>Implement the agreed proposals;</li> <li>Resubmit proposals if problem still not under control;</li> <li>Stop the relevant portion of works as determined by the ER until the exceedance is abated. (The above actions should be taken within 2 working days after the exceedance is identified)</li> </ol>



***Appendix 6.2***

*Summary for Notification of Exceedance*





***Appendix 9.1***

*Complaint Log*



### Environmental Complaints Log

Complaint Log No.	Date of Complaint	Received From and Received By	Location of Complainant	Nature of Complaint	Outcome	Status
110723a	23/07/2011	Ms. Law at Victoria Centre by ICC no. 1-303887687	North Point	She concerned that Highways Department published a notice in their Management Office about construction works will be conducted from 0700 hours to 2300 hours during July to December 2011 including Saturday, Sunday and public holiday.	1) It was referred by AECOM to ET on 28 July 2011 2) RSS confirmed that the notice was prepared by Victoria Centre 'a Management office to their resident and the advice was only given on the extension construction works (for Contract HY/2009/15) to 7am-9pm Monday to Saturday except Public Holidays and Sundays. 3) As a mitigation measure to minimize the noise nuisance in the vicinity of the residents, rock breaking activities will be started at 8am and is expected to be completed by mid-August 2011. 4) No noise exceedance was recorded at construction noise monitoring station at Victoria Centre on 19 and 25 July 2011 during daytime and evening time period while breaking and excavation works were observed during monitoring. 5) In conclusion, it was related to the construction works under Contract HY/2009/15 and mitigation measure was provided. The complainant was satisfied with the arrangement and no further complaint was received after proposed measures.	Closed
110723b	23/07/2011	Ms. Yau at Block 2, Victoria Centre by ICC no. 1-304013959	North Point	Reclamation work was conducted at Causeway Bay Typhoon Shelter at 7am on 23 July 2011. She complained that the works shall be started later to minimize the noise nuisance to the vicinity of the residents in early morning	1) It was referred by AECOM to ET on 8 August 2011 2) RSS confirmed to start the rock breaking activities for Contract HY/2009/15 at 8am as a mitigation measure to minimize the noise nuisance in the vicinity of the residents. 3) With reference to the construction noise monitoring at Victoria Centre, no exceedance was recorded on 19 and 25 July 2011 during daytime while breaking and excavation works were undertaken during monitoring 4) In conclusion, it was related to the construction works under Contract HY/2009/15 and mitigation measure was provided. The complainant was satisfied with the arrangement and no further complaint was received after proposed measures.	Closed
110727a	27/07/2011	Mr. Law from Victoria Centre Management Office by ICC no. 1-304616162	North Point	It was complained by Mr. Law from Victoria Centre Management Office on 27 July 2011 regarding construction noise generated by the construction operations of	1) It was referred by AECOM to ET on 28 July 2011 2) RSS confirmed to start the rock breaking activities for Contract HY/2009/15 at 8am as a mitigation measure to minimize the noise nuisance in the vicinity of the residents. 3) No noise exceedance was recorded at construction noise monitoring station at Victoria Centre on 25 July and	Closed



Complaint Log No.	Date of Complaint	Received From and Received By	Location of Complainant	Nature of Complaint	Outcome	Status
				Central-Wanchai Bypass at noon rather than in morning at 7am.	4 August 2011 during daytime and evening time period while breaking and excavation works were observed during monitoring. 5) In conclusion, it was related to the construction works under Contract HY/2009/15 and mitigation measure was provided. No further complaint from complainant was received after proposed the mitigation measure.	
110727b	27/07/2011	Ms. Chiu by ICC no.1-304615409	North Point	Noise nuisance from the excavation works for the Highways Department adjacent to the Victoria Centre was conducted from 7am	1) It was referred by AECOM to ET on 28 July 2011 2) With reference to the construction noise monitoring at Vitoria Centre, no exceedance was recorded on 25 July and 4 and 10 August 2011 during daytime while breaking and excavation works were undertaken during monitoring. 3) As a mitigation measure to minimize the noise nuisance in the vicinity of the residents, rock breaking activities will be started at 8am.	Closed
	07/08/2011				4) However, complainant did not satisfy with the response on the noise nuisance from the rock-breaking during morning in front of Victoria Centre and then further complaint via 1823 on 7 August 2011. 5) Highways contacted the complainant on 15 August 2011 that the noisy rock breaking operation had been completed.  <i>Remarks: There will be counted as two complaints in this complaint log.</i>	
110730	30/07/2011	Mr. Tsui by ICC no. 1-305074350	Central	Construction noise generated by operations of Central-Interchange which is near the spa room at Four-Season Hotel. Also, the complaint enquired the commencement time of the construction on Saturday.	1) It was referred by AECOM to ET on 1 August 2011. 2) RSS confirmed that noisy plants from 2 vibratory hammers have been conducted in alternating manner for piling and drilling works for diaphragm wall construction. 3) With reference to the construction noise monitoring at IFC Western End of Podium, no exceedance was recorded on 4 August 2011 during monitoring while sheet piling works were undertaken during monitoring. 4) In order to reduce the noise impact to nearby noise sensitive receivers, Contractor has been implemented the following noise mitigation measures: - Erection of acoustic lining at the hoarding next to Four Seasons Hotel; - Temporary noise barrier with extended acoustic lining; - Reduced in plant such that only have one vibration hammer operating at the west side near Four	Closed



Complaint Log No.	Date of Complaint	Received From and Received By	Location of Complainant	Nature of Complaint	Outcome	Status
					Seasons Hotel instead of 2 5) In conclusion, it was related to the construction works under Contract HY/2009/18 and mitigation measure was provided. The complainant was satisfied with the arrangement and no further complaint was received after proposed measures.	
110810	10/08/2011	Mr. Yip by ICC no. 1 – 306740207	North Point	Muddy water was discharged from work site to the seafront near Oil Street during heavy rain. The environmental protection measures were not good enough and are needed to rectify.	1) It was referred by AECOM to ET on 17 August 2011. 2) Confirmed with RE, Muddy water was caused by a heap of earth being washed to the sea by heavy rain. The heap of earth was referred as a small stockpile placed close to the seafront in front of Oil Street within the site area under handover transition period from contract HY/2009/11 to contract HY/2009/19. The necessary mitigation measures to protect the small stockpile against rainfall were missing at the time of complaint. 3) Due to the missing of mitigation measures to protect the small stockpile during handover transition period, loose material was washed into the harbour when heavy rain came. Muddy water was formed and dispersed in the sea that caused the water quality and visual concern to the public. The complaint was considered as valid. 4) Contractors were advised to relocate the loose materials away from the coastline as far as practicable. Any loose material placed which needed to be placed near the coastline shall be properly compacted or covered as appropriate. To avoid any further environmental deficiency, Contractors shall ensure all necessary environmental mitigation measures will not be missing during site area handover.	Closed
110817	17/08/2011	ICC no. 1-307657681	North Point	Visual impact generated by light from a large amount of spot-lights on the barge during mid-night nearby City Garden.	1) It was referred by AECOM to ET on 23 August 2011 2) RSS confirmed that some non-essential lights were turned on during night-time period which caused the nuisance to the nearby residents. In addition, absence of lighting shields at flood lights results in visual glare to the complainant at night-time. 3) Follow-up action had been taken by contractor that switches off all non-essential lights to minimized nuisance to the nearby residents. The complainant satisfied to the practice and no further complaint was received after that.	Closed
110826	26/08/2011	Grand Hyatt and a complainant by ICC	Wan Chai	Construction noise and vibration nuisance generated from the works at Convention Avenue and inside the HKCEC1	1) Confirmed with the Resident Site Staff that the construction works were referred to the Contractor HK/2009/01. 2) The Excavator mounted breaker at Convention Avenue	Closed



Complaint Log No.	Date of Complaint	Received From and Received By	Location of Complainant	Nature of Complaint	Outcome	Status
				reclamation area.	and Drilling rig at HKCEC1 reclamation area were the dominant construction noise source during this period. 3) The drilling rig at HKCEC1 reclamation area and excavator mounted breaker at Convention Avenue were then temporary suspended after received the complaint. 4) Investigation revealed that the erected noise barrier (4m cantilevered movable noise barrier for the drilling rig and 1m movable noise barrier for the excavator mounted breaker) were not located close to the plants to provide adequate noise screening. 5) Contractor was advised to avoid concurrent operation of construction plants at site. Further enhancement of movable noise barriers at HKCEC1 and providing noise enclosure for the excavator mounted breaker at Convention Avenue are needed. 6) Further site investigation and checking on 31 August and 7 September 2011 revealed that the implemented noise mitigation measures were in proper and minimize the noise impact.	
110826A	26/08/2011	A complaint letter from Mr. Au of Cayley Property of City Garden	North Point	Harbor front adjacent to their water intake suction which caused 3 times of system breakdown of the sea water pump on 9, 22 and 25 August 2011.	1) It was referred by AECOM to ET on 29 August 2011 2) Confirmed with the Resident Site Staff that the construction works were referred to the Contractors HY/2009/11 and HY/2009/19. 3) The pump is located on the site area of HY/2009/19 4) A temporary garbage defender was installed on 23 July 2011 by HY/2009/11 and the shape of the defender was adjusted on 8 August 2011 in order to exclude the outfall. 5) An ad hoc inspection of the effectiveness of garbage defender was conducted with RSS (CWB project team), contractor of HY/200911 and HY/2009/19 and IEC on 29 August 2011. Inspection report of it was submitted to RSS on 19 September 2011. 5) Daily cleaning near the water intake was conducted twice a day by contractor HY/2009/19. 6) In response to City Garden request, the contractors have set up the temporary garbage defender in function and collect the floating refuses, but cannot eliminate all refuses, in particular the refuse come from sea bed from entering the intake. 6) According to the complaint letter from Cayley Property, the outcomes of the preventive measures were not complying with their expectation. 7) During on-site inspection, floating refuses observed	Closed





Complaint Log No.	Date of Complaint	Received From and Received By	Location of Complainant	Nature of Complaint	Outcome	Status
					occasionally outside the garbage defender. No conclusion could be made for the source of these floating refuses. On the other hand, some of the floating refuses were observed immigrating in the protective zone during investigation 8) All daily cleaning actions had been taken by contractor to minimize floating refuse inside the construction site. It was noted that the intake (land side) is open access to public, so that many activities such as fishing, feeding fish were conducted there even though a notice has already hoisted. Also, tripping of rubbish by the passers-by could result in a lot of rubbish accumulated around the intake point. 9) Referring to the record provided by CPML, there were a lot of nylon/ plastic bags and nylon wire mesh that matched those rubbishes generated from the public activities. 10) Contractors have fulfilled the requirement of site cleanness and no exceedance was recorded during Water Quality Monitoring. It is consider the cause of this complaint is not related to project and environmental issue in this project as well. No more complaint received after ad-hoc inspection	
111014	14/10/2011	The complainant, Ms. Tam complained via hotline 1823	Wan Chai	The polluted fumes and exhaust from the excavation by sub-contractor of CEDD on pedestrian way outside no.25 Harbour Road (in front of the Harbour Centre)	1) RSS notified ET to carry out investigation on 17 October 2011. 2) ET confirmed with the Resident Site Staff that the location of the excavator was within site area of Contract no. HK/2009/02 undertaking the water cooling main reprovision works along the Harbour Road. The plants including the excavator have been checked before using at the site. However, the polluted fumes and exhausted from the excavator was caused due to insufficient maintenance of the plant after using at site. 3) After receiving the complaint, the excavator was then removal off-site for checking and maintenance works on 17 October 2011. 4) Contractor was reminded to enhance regular checking and maintenance to all plants at site. 5) RSS has replied to the complainant on the arrangement of the measures taken on 17 October 2011. Complainant was satisfied with the response and follow-up action taken by the Contractor.	Closed
111104	04/11/2011	Mr. Liu from	Wan Chai	Complain about a tree near the	1) ET confirmed with the Resident Site Staff that	Closed



Complaint Log No.	Date of Complaint	Received From and Received By	Location of Complainant	Nature of Complaint	Outcome	Status
		LCSD complained via Contractor Complaint Hotline		site of pipe installation works outside Wan Chai Swimming Pool at Harbour Road, the status is not healthy and roof ball of two trees inside the site near Renaissance Hong Kong Harbour View Hotel at Convention Avenue were half cut.	<ul style="list-style-type: none"><li>• A tree near the site of pipe installation works outside Wan Chai Swimming Pool at Harbour Road is the Tree no. TA1122 under Contract no. HK/2009/02. Leaves of a branch of this tree were shrivelled.</li><li>• Two trees inside the site near Renaissance Hong Kong Harbour View Hotel at Convention Avenue are the tree nos. A160 and A161 under Contract no. HK/2009/01. Part of roof ball of these two trees was covered by the metal plate.</li></ul> 2) Independent Tree Specialists for these two inspected the trees. Contractor HK/2009/01 has taken the measure as recommend downgrading the soil level around the trunk base. Reinstating of the ground works will be conducted in mid-December 2011. For the tree no. TA1122 under Contract no. HK/2009/02, the brown leaves were removed and fenced the tree with orange net is provided to prevent damage of tree trunk by construction works. The distance between the tree and the edge of the trench is kept approximate 2m. Two Contractors were reminded to carry out regular watering to the trees within their site area.	
111106	06/11/2011	Police officer	Wan Chai	Construction noise generated from the site at about 6:30 a.m on 6 November 2011 and require to stop the machine operation	<ol style="list-style-type: none"><li>1) According to the information reported by Contractor, one BC cutter and hoist were operated for Diaphragm Wall construction of Shatin-Central Link to inspect bentonite pipes and ensure no damages and all the joints are tightened in good position. Then, the subcontractor for Diaphragm wall, SAMBO Korean foreman stopped the engine of the BC cutter immediately. The police officer recorded the details and HKID number of the foreman and then left. Due to the different language communication between the police officer and the Korean foreman, no CNP was checked by the police officer.</li><li>2) ET confirmed with the Resident Site Staff that same issue was also raised out by RSS at about 7:00a.m on the same day. Besides, it was confirmed that there is no valid Construction Noise Permit for the conducted construction works in the period between 2300 and 0700.</li><li>3) Due to insufficient communication between Contractor HK/2009/01 and their Korean Sub-contractor, Korean Sub-contractor had not notified to Contractor before carrying out the inspection of the BC cutter, hoists and</li></ol>	Closed



Complaint Log No.	Date of Complaint	Received From and Received By	Location of Complainant	Nature of Complaint	Outcome	Status
					bentonite pipes at about 6:00a.m to ensure no damages and all the pipe joints should be tightened and in good position. 4) Contractor was advised to enhance the communication between Contractor and sub-contractor and provide sufficient environmental training to all foreman and operators on restricted hour operation. Furthermore, Construction Noise Permit should be checked and in place for the construction works during restricted hour 5) This complaint was considered in relation to the conducted construction works during restricted hours without valid Construction Noise Permit. No more construction works were conducted during night time period. The construction works will be conducted in accordance with the time period stated in valid CNP. This complaint will be kept in view of any follow-up action from the relevant government activities.	
111212	12/12/2011	The complainant, Mr Tsui from IFCL's management office complained via hotline 1823	Central	A visual impact complaint from hotline 1823 was received by ET on 9 January 2011 (ICC Ref. No.: ICC#1-333037096 dated on 12 December 2011). The complaint, Mr Tsui was reported that visual nuisance caused by lighting in the construction site during night time.	1) RSS notified ET on 9 Jan 2012. 2) ET confirmed with the Resident Site Staff that A joint inspection was conducted by Mr Tsui and contractor on that night to see whether there is any improvement. 3) Due to safety reason, igniting enough lights should not be avoided in construction site. However, the light sources were not directed away from pointing to the sensitive receiver and results in visual glare to the complainant. 4) Confirmed with the Resident Site Staff the complainant was satisfied the new arrangement of the lights with contractor after the joint inspection. No further complaint received after that.	Closed
111220	20/12/2011	The complainant, Ms. Poon complained via hotline 1823 (ICC Ref. No.: ICC#1-334683841)	North Point	Construction air and noise nuisance generated that many trucks carrying construction materials driving along Watson Road and Oil Street and possibly entering/leaving the construction site near the IEC during 0800 to 1900 hours.	1) RSS notified ET on 22 Dec 2011. 2) ET confirmed with the Resident Site Staff that the complainant cannot identify whether the trucks were working under the CWB project or not. 3) The dominant construction air and noise nuisances were emitted by the trucks along Oil Street and Waston Road, however, this is the public road for all vehicles. Reviewing the air quality monitoring and noise monitoring results. No exceedance was recorded during this period. 4) Confirmed with the Resident Site Staff that they provided a contact no. for any future enquiries regarding	Closed



Complaint Log No.	Date of Complaint	Received From and Received By	Location of Complainant	Nature of Complaint	Outcome	Status
					CWB project to the complainant and she was satisfied on the arrangement and no further complaint was received after that.	
111230	30/12/2011	Residents of Harbour Heights	North Point	Construction air and noise nuisance generated by construction vehicles were found parked illegally at King Wah Road and lining up at Oil Street without the engine turning off.	1) RSS notified ET on 6 January 2011. 2) ET confirmed with the Resident Site Staff that a number of construction activities are concurrently proceeding in the vicinity of Oil Street, King Wah Street and a private development project in King Wah Street 3) The dominant construction air and noise nuisances were emitted by the trucks along Oil Street and King Wah Road, however, this is the public road for all vehicles. Reviewing the results of air quality monitoring station (CMA1b) and noise monitoring (M4b). No exceedance was recorded during this period. Site inspections for HY/2009/19 were conducted on 4 January 2012. The condition of the site access at Oil Street and the public road nearby were found satisfactory. It is noted that HyD also allow and encourage their contractors to maximize the use of marine access, where available, to work sites, so as to minimize burdening nearby public roads. When land trips are unavoidable, they require contractors to tidy up their construction vehicles before leaving works sites. No contractor under CWB project parked their vehicles illegally at King Wah Street, and HyD still reminded them not to commit such offence. 4) According to HyD's staff replied the complaint letter on 10 January 2012, there is a private development project under construction at King Wah Road. To access these works sites, construction vehicles have to use public roads nearby. No further complaint received after HyD's reply.	Closed
120118	18/01/2012	N/A	North Point	A complaint regarding a tree located in front of Victoria Centre under IECL was covered by one meter mud without any protection. The complainant concerns the health of the tree in such condition.	1) RSS notified ET on 20 January 2012. 2) ET confirmed with the Resident Site Staff that The tree is inside the site area of HY/2009/19 and The Botanical name of the tree is Ficus superba var. japonica and the I.D. of the tree is UT48 3) According to the information provided by RSS on 20 Jan 2012, the tree shall be felled that has been approved by DLO on 29 August 2011. Moreover, the tree was felled	Closed



Complaint Log No.	Date of Complaint	Received From and Received By	Location of Complainant	Nature of Complaint	Outcome	Status
					by contractor on 19 January 2012. 4) No further complaint received after HyD's reply.	
120305	03/03/2012	Resident of Harbour Heights complained via hotline 1823 (ICC Ref. No.: ICC#1-344632511)	North Point	A complaint regarding excessive noise from construction sites of CWB was observed outside Harbour Heights from Monday to Saturday before 8am. The plants were frequently turned on before 7:30am creating nuisance. The complainant requested a speedy follow-up and reply from relevant department.	1) RSS notified ET on 5 March 2012. 2) ET confirmed with the Resident Site Staff that PME for diaphragm wall construction started to operate at about 7:30am whilst the other PME, including those for land bored piling work, started to operate after 8am. 3) After reviewing the results of noise monitoring (M4b), no exceedance was recorded during daytime period and the noise level were below 75dB(A). Site inspection for HY/2009/19 was conducted on 7 March 2012. The condition of noise mitigation measures near Harbour Heights was found satisfactory. RSS confirmed that no operation was active before 7:00am everyday. The suspected nuisance was to be considered caused by the PME for diaphragm wall construction. A surprise check was performed on 13 March 2012 by RSS. It was found that no noisy PME was in operation by Contractor of HY/2009/19 before 8am, and the construction noise level was minimal and not disturbing. The noise level and operation time both complied with statutory requirements set up in NCO. 4) Complainant called ICC on 8 March 2012 to confirm HyD has provided a response. No further complaint was received after the response.	Closed
120405	05/04/2012	N/A	North Point	A complaint regarding excessive noise from construction sites of CBTS was observed daily before 7:30am except on public holidays, and the noise source was mainly from piling works. The complainant requested that construction works should start after 8:30am to avoid nuisance to nearby residents and a speedy follow-up and reply.	1) RSS notified ET on 5 April 2012. 2) ET confirmed with the Resident Site Staff that no piling works were performed during the concerned period. 3) After reviewing the results of noise monitoring (M2b and M3a), no exceedance was recorded during daytime period and the noise level was below 75dB(A). Site inspection for HY/2009/15 was conducted on 10 April 2012. The condition of noise mitigation measures around CBTS was found satisfactory. RSS confirmed that no pilings were performed during the concerned period. The major works included drilling, diaphragm wall construction and excavations. 4) HyD made a reply to the complainant on 16 April	Closed



Complaint Log No.	Date of Complaint	Received From and Received By	Location of Complainant	Nature of Complaint	Outcome	Status
					2012 via 1823. HyD replied that the current works at CBTS were drilling, diaphragm wall construction and deep excavations. In order to minimize the noise generated from the above works, the Contractor had erected temporary noise barriers and provided noise blankets on plants. RSS would continue to work with the Contractor on the effectiveness of the environmental mitigation measures implemented on site. No further complaint was received after the response.	
120415	15/04/2012	The complainant Ms. Law, resident of Fu Lee Loy Mansion, complained via hotline 1823 (ICC Ref. No.: 1-351021108)	North Point	A complaint regarding excessive noise generated from a HyD project that is located at the connection point of CWB and IEC affecting nearby residents. Lately during the middle of the night (around 00:00 to 05:00), low frequency noise, which possibly came from the operating power generator and the barges which were parked along the Oil Street work site, were making a nuisance to the complainant and residents nearby. The complainant requested that relevant department should follow-up.	<ol style="list-style-type: none"><li>1) RSS notified ET on 17 April 2012.</li><li>2) ET confirmed with the Resident Site Staff that there was no operation of power generators for HY/2009/19 and HY/2009/17 (HY/2009/11 had no physical work on site) during the concerned period. Although there were a few barges mooring at the seafront of HY/2009/19, they were not in operation and hence no operational noise would be emitted.</li><li>3) After reviewing the results of noise monitoring (M4b and M5b), no exceedance was recorded during day time period and the noise level was below 75dB(A). Site inspection for HY/2009/19 was conducted on 18 April 2012. The condition of noise mitigation measures near Harbour Heights were found satisfactory. RSS confirmed that no operation of power generators for HY/2009/19 and HY/2009/17 (HY/2009/11 had no physical work on site) during the concerned period. Although there were a few barges mooring at the seafront of HY/2009/19, they were not in operation and hence no operational noise would be emitted.</li><li>4) HyD made a reply to the complainant on 30 April 2012 via email. HyD replied that the current works near Oil Street, North Point, included CWB tunnel works, IEC connections and associated foundation works. According to RSS records, no operations were performed during the early hours of March and April at Oil Street and the waterbody nearby, and so it was believed that the noise nuisance was not generated from the CWB project. Despite that, RSS would continue to monitor the Contractor on the operations and effectiveness of the environmental mitigation measures implemented on site, as not to affect daily life of local residents nearby. No further complaint was received after the response.</li></ol>	Closed



Complaint Log No.	Date of Complaint	Received From and Received By	Location of Complainant	Nature of Complaint	Outcome	Status
130308	06/03/2013	ICC Case#1-407181502	Tin Hau	A complaint regarding the dropping of fine rock material into surrounding waterbody was observed during rock breaking operation with two excavators in active operation at the Eastern Breakwater of Causeway Bay Typhoon Shelter near the North Point lighthouse.	<p>1) RSS notified ET on 8 Marc 2013</p> <p>2) ET confirmed with RSS that excavation works, installation of buoy, flashing light and silt curtain and dredging works were undertaken at Eastern Breakwater during the concerned period on 6 March 2013. One backhoe equipped with breaker and one derrick barge were confirmed in operation while another backhoe was at idle during the concerned period on 6 March 2013.</p> <p>3) Reviewing the photo record provided by RSS, the condition of the silt curtain deployed around the Eastern Breakwater on 6 March 2013 was found to be in good condition. It is considered that the silt curtain was properly in place during the concerned period and the concerned act of dropping of fine rock material was confined within the silt curtain boundary without adverse impact to the nearby water quality.</p> <p>Further follow up was conducted on 12 March 2013 during weekly environmental audit inspection, the silt curtain deployed around the concerned area was found to be maintained in good condition and the water quality at the concerned work area was generally satisfactory. No violation of the Environmental Permit condition was found.</p> <p>The contracotr was advised and committed to implement preventive measures to mimize the potential impact of work including conducting regular diver check to ensure the integrity and the extend of silt curtain deployment and to provide adequatae back up stock of silt curtain for emergency use.</p>	Closed



Complaint Log No.	Date of Complaint	Received From and Received By	Location of Complainant	Nature of Complaint	Outcome	Status
130606	30/5/2013	ICC Ref. No.: #1-430164728	Central – Man Kat Street	1. A number of trees (approximately more than ten) along Man Kat Street were found to be in poor health condition with withered and yellow leaves. The complainant has requested a follow-up by relevant department.	1 ) RSS notify ET on 6 June 2013  2) ET confirmed with the Resident Site Staff that  According to the information provided by RSS, 13 no. of the trees - Roystonea regia (T1674, T1675, T1676, T1677, T1678, T1679, T1680, T1681, T1683, T1644, T1643, T1641, T1639) at the concerned location raised by the complainant was found to be with withered and yellow leaves and 1 no. of tree- Khaya senegalensis (T1712) raised by the complainant was found to be in poor health condition.  No construction works was undertaken by Contract HY/2009/18 at the concerned planter area where the affected trees are located. It was also observed that an active CEDD construction works area under a separate contractor not related to Central Wan Chai Bypass Project was found to be located within the concerned planter area.  3) A follow-up joint inspection with RSS and Landscape specialist was conducted on 10 June 2013, it was considered that the withered and yellow leaves of the affected trees (T1674, T1675, T1676, T1677, T1678, T1679, T1680, T1681, T1683, T1644, T1643, T1641, T1639) at the concerned planter area were contributed by natural life cycle of the affected trees and the health condition of the affected trees were considered to be fair. It was also noted that an active CEDD works area was located within the concerned planter area in close proximity to few of the concerned trees (T1644, T1643, T1641, T1639)  According to tree inspection records from Jan 2013 to May 2013 confirmed by RSS (Document Ref: CI-F1-043b, CI-F1-044b, CI-F1-045b, CI-F1-046b, CI-F1-047b), the affected tree (T1712) at the concerned planter area was considered to show sign of withering and considered to be in poor health condition in latest tree survey report confirmed by RSS.	Closed





Complaint Log No.	Date of Complaint	Received From and Received By	Location of Complainant	Nature of Complaint	Outcome	Status
					<p>During the follow-up inspection on 10 June 2013, It was observed that construction material and oil drum were placed near the the roots area of other trees within the CEDD works. Despite the above observation, no direct evidence was found on site which indicates the work front have contributed to the poor health condition of the affected tree (T1712) at the time of investigation.</p> <p>4) The relevant contractor have removed the construction material near the root area of the trees retained on site and conduct pruning to remove the withered and yellow leaves retained on tree trunk to minimize impact on the trees appearance.In addition, safety supporting wire was provided for concerned tree (T1712)</p> <p>5) ET recommended the contractor to keep in view the health condition of the concerned tree (T1712) and apply permission for tree felling together with tree compensation plan if considered necessary. Furthermore, the contractor was reminded to implement regular checking of tree health condition and regular removal of withered leaves to maintain the overall tree appearance.</p>	



Complaint Log No.	Date of Complaint	Received From and Received By	Location of Complainant	Nature of Complaint	Outcome	Status
130611	30 May 2013 and 1 June 2013	EPD Ref.:H04/RS/0001 1587-13	Area near Central Pier	1. Noise was emanated from the construction site near the Central Piers at around 0900 hrs on 30 May 2013 and other days and requested follow up action by relevant department.	<p>1) RSS notify ET on 11 June 2013</p> <p>2) ET confirmed with the Resident Site Staff that According the information confirmed by RSS, major noise generating construction activities undertaken at works area near Central Pier during the concerned time include</p> <ul style="list-style-type: none"><li>- Breaking up existing D-wall concrete and excavation at portion 4B and 4C</li><li>- Sheet piling works at Portion VI (Man Kat Street)</li></ul> <p>3) Total 1 no. of Backhoe with breaker, 1 no. of Backhoe with vibratory hammer and 4 no.s of pneumatic breakers were deployed for the above construction activities.</p> <p>Reviewing the noise monitoring data at monitoring stations (M7e- International Finance Centre Eastern End of Podium and M7w- International Finance Centre Western End of Podium), no limit level exceedances were recorded during routine noise monitoring event on 28 May 2013 and 03 June 2013. As similar construction works activities conducted on 30 May 2013 was continued across the above monitoring period, the noise emanated from the construction activities under Contract HY/2009/18 was considered to complied with the statutory requirement.</p> <p>In addition, weekly environmental site inspection was conducted on 30 May 2013 at around 10:00. According to the inspection record, no particular observation regarding noise impact was recorded and the mitigation measures including erection of temporary noise barrier was observed in place.</p> <p>As such, no direct information associated with the noise concerned raised was considered available and no non-conformity was identified.</p> <p>4) ET recommend the contractor to review the need of additional noise mitigation measures to further reduce the noise enmated during construction works for pier side public area.</p>	Interim report submitted to EPD on 19 June 2013,  EPD advised no further comment on 5 Aug 2013 and final report for case closing submitted on 6 Aug 2013.



Complaint Log No.	Date of Complaint	Received From and Received By	Location of Complainant	Nature of Complaint	Outcome	Status
131010	03 Oct 2013	ICC Ref. No.1-467000768	Area between Central Pier and International Finance Centre	Noise and air quality impact was experienced at the area located between IFC and Central Pier during peak hours.	<p>ET confirmed with the Resident Site Staff that</p> <p>1) The major construction activities at the concerned location conducted over the past three months include;</p> <ul style="list-style-type: none"><li>- Formwork, rebar and concreting</li><li>- Backfilling</li><li>- Water-proofing</li><li>- Scaffolding erection</li></ul> <p>2) Mitigation measures implemented by the Contractor for the above construction works include</p> <ul style="list-style-type: none"><li>- Select quiet plant and work methods;</li><li>- Check plant and equipment for condition;</li><li>- For use of powered mechanical equipment during restricted hours: Obtain necessary Construction Noise Permit and strictly comply with their conditions;</li><li>- Frequently spray water to major haul road and stockpiles to suppress dust generation; and</li><li>- Cover stockpiles with impervious sheets</li></ul> <p>The construction activities including backfilling, concreting and other associated tunnel works were undertaken in the past three months. Having reviewing the monitoring data of the monitoring stations in the vicinity of the concerned location raised by the complainant, namely monitoring station M7e and M7w (Noise Monitoring Station) and MA1e and MA1w (Air Monitoring Station), no action or limit level exceedance was recorded.</p> <p>In addition, mitigations measures including water spraying and erection of noise barrier were observed during weekly site inspection in August and September 2013 and reminders on dust mitigations measures given during weekly site inspection to the contractor were rectified. As such, the construction activities under Contract HY/2009/18 were considered in compliance with the statutory requirement and no cumulative air/ noise quality impact was observed in the past three months.</p>	Closed



Complaint Log No.	Date of Complaint	Received From and Received By	Location of Complainant	Nature of Complaint	Outcome	Status
					Elevated noise level at monitoring station M7e (International Finance Centre East Podium) was noted on 24 September 2013. The Contractor is recommended to review the current measures and to implement additional noise mitigation measures to further avoid potential impact to nearby public area during construction works.	
131217	16 Dec 2013	ICC Case Ref.: 1-484998552	Victoria Park near Hing Fat Street Exit	Sweeping of muddy water into public drains.	<p>ET confirmed with the Resident Site Staff that</p> <p>1)The major construction activities around the concerned location conducted on 16 Dec 2013 a.m.includes: -Preparation work of rootball for tree transplanting</p> <p>According to the information provided by RSS, the construction activities around the concerned location on 16 Dec 2013 include preparation work of rootball for tree transplanting at Zone 17/18.</p> <p>A further investigation on the complaint was conducted on 19 Dec 2013 during weekly environmental inspection. It was observed that a tree worksarea comprised of mainly loosen soil was located near the concerned location. It was considered that the inclined surface and loosen soil nature of the concerned worksarea could have led to the muddy surface runoff in rain. Deposition of muddy runoff onto nearby public pavement outside worksarea was hence resulted and was subsequently cleaned into nearby public stormwater drain by the Contractor's workers on the complaint date. As such, the case was considered as works related.</p> <p>Sandbags, geotextile and gravels were immediately placed by the Contractor around the gullies at the concerned location to prevent leftover muddy runoff to the public stormwater drain as observed during the weekly inspection on 19 Dec 2013.</p> <p>With respect to the follow-up raised by the complainant on 19 Dec 2013, sandbags, geotextile and gravels placed at gullies located at public area were removed by the Contractor on the same day for maintaining passible public pavement. Follow up measures including sandbag bundle and covering of worksarea with impervious sheeting was immediately placed at the source of impact at the concerned worksarea boundary by the Contractor.</p>	Final investigation report issued on 20 Dec 2013. Case closed on 3 Jan 2014.



Complaint Log No.	Date of Complaint	Received From and Received By	Location of Complainant	Nature of Complaint	Outcome	Status
131224	24 Dec 2013	(ICC Case Ref.: 1-486434321	Victoria Park Children Playground	Odour and large amount of dust particles affecting the public user of the Victoria Park near Children playground	<p>ET confirmed with the Resident Site Staff that</p> <p>1) The major construction activities around the concerned location conducted on 24 Dec 2013 include:</p> <ul style="list-style-type: none"><li>- Breaking up existing pillar box for new children playground Portion II</li><li>- Pressing of sheet pile at bowling green for ELS works Portion XII</li><li>- Welding work for preparation of sheetpiling work at bowling green Portion VI</li><li>- Demolition of existing pavilion for bowling green Portion VI</li></ul> <p>-Felling of tree TA50 at Victoria Park Zone</p> <p>2) Mitigation measures implemented by the Contractor for the above construction works include</p> <ul style="list-style-type: none"><li>-Water spraying for demolition and other dust generating works.</li></ul> <p>According to the relevant site records, breaking up of existing pillar box, pressing of sheet pile, welding work for preparation of sheetpiling demolition of existing pavilion and felling of tree TA50 at Victoria Park Zone 13 were conducted at the concerned location during the time of complaint.</p> <p>Based on information and photo record provided by the RSS, dust mitigation measures including water spraying during dust generating works were implemented by the Contractor at the concerned location on 24 Dec 2013.</p> <p>Follow-up investigation was conducted on 27 Dec 2013 during weekly environmental inspection, dust mitigation measures including water spraying to dusty area and major dust generation works were confirmed in place despite a general reminder was given to the contractor to enhance the water spraying to dusty haul road during dry season. Based on on-going site inspection and the follow-up investigation, the site condition was considered generally satisfactory and no non-conformance was identified.</p> <p>Upon further review on the supplementary information provided by the complainant on 31 Dec 2013 and investigation conducted on 2 Jan 2014, the tree felling work of tree TA50 was located nearest to the location of the complainant. According to the location plan provided by the RSS and on site investigation, the tree felling work</p>	Case closed and full investigation report issued on 3 Jan 2014.



Complaint Log No.	Date of Complaint	Received From and Received By	Location of Complainant	Nature of Complaint	Outcome	Status
					<p>for TA50 was immediately in front of the location of the complainant. Based on site observation, scrap material of bark and leaves inevitably generated from cutting of branches during tree felling work was considered to be the most probable cause for the observation raised by the complainant at the concerned location on 24 Dec 2013.</p> <p>Furthermore, welding work was observed near the concerned location and was considered to be the potential source for the smell and exhaust fumes as described by the complainant. Notwithstanding the above, welding work was not identified as a work activity with air quality impact under Project EIA report but it would be desirable to implement preventive measures to minimize potential nuisance to nearby public.</p>	
140123	22 Jan 2014	ICC Case Ref.:1-494077682	Causeway Bay Typhoon Shelter	<p>Construction works have been undertaken during restricted hours until 2300 hrs and occasionally the working hours were extended to around 0100 hrs at nighttime period over the last two to three months at a construction site located within Causeway Bay Typhoon Shelter. For instance, concreting and excavation works were conducted at the concerned location on 22 Jan 2014 during nighttime hours and generated noise impact to the complainant.</p>	<p>ET confirmed with the Resident Site Staff that No construction activity was undertaken at workzone TS1 under HY/2009/15 within Causeway Bay Typhoon Shelter after 1900 hrs on 21 Jan 2014. No construction activity was undertaken at workzone TS3 under HY/2010/08 within Causeway Bay Typhoon Shelter after 1900 hrs on 21 Jan 2014. Concreting for base slab and hanger wall was conducted at workzone TS2 under HY/2009/15 within Causeway Bay Typhoon Shelter from 1900 to 0000 hrs on 21 Jan 2014; Total 8 no.s of concrete lorry mixers, 1 no. of water pump, 2 no.s of concrete pumps (lorry mounted), 1 no. of mobile crane QPME (diesel) and 3 no.s of vibratory pokers were operating from 1900 to 0000hrs on 21 Jan 2014.</p> <p>Concreting for base slab and hanger wall was conducted at workzone TS2 under HY/2009/15 within Causeway Bay Typhoon Shelter from 0000 to 0700 hrs on 22 Jan 2014;</p> <p>Total 1. no of concrete lorry mixer, 1 no. of water pump, 1 no. of concrete pump (lorry mounted), 1 no. of vibratory poker were operating from 1900 to 0000hrs on 22 Jan 2014</p>	Case closed and full investigation report issued on 4 Feb 2014.



Complaint Log No.	Date of Complaint	Received From and Received By	Location of Complainant	Nature of Complaint	Outcome	Status
					<p>According to the relevant site records, from 1900-0000hrs on 21 Jan 2014, concreting for base slab and hanger wall was conducted at workzone TS2 under HY/2009/15 within Causeway Bay Typhoon Shelter. Total 8 no.s of concrete lorry mixers, 1 no. of water pump, 2 no.s of concrete pumps (lorry mounted), 1 no. of mobile crane QPME (diesel) and 3 no.s of vibratory pokers were operating at the above period.</p> <p>From 0000 to 0700 hrs on 22 Jan 2014, concreting for base slab and hanger wall was conducted at workzone TS2 under HY/2009/15 within Causeway Bay Typhoon Shelter. Total 1. no of concrete lorry mixer, 1 no. of water pump, 1 no. of concrete pump (lorry mounted), 1 no. of vibratory poker were found operating at the above period.</p> <p>After reviewing relevant photo records and information verified by RSS and the Construction Noise Permit (CNP) no.GW-RS1384-13, it was considered that several conditions of CNP GW-RS1384-13 were not fulfilled by the Contractor in particular for the item(s) below,</p> <p>No acoustic installation was provided for the relevant PME(s) used as stated in CNP condition 3.d.during the concerned concreting works.</p> <p>From 1900 to 2300 hours on 21 Jan 2014, the PME(s) used on-site did not comply with any given PME grouping requirement(s) as stated in condition 3.a. and condition 3.d. in CNP no.GW-RS1384-13.</p> <p>From 0000 to 0700 hours on 22 Jan 2014, the PME(s) used by the Contractor on-site did not comply with any given PME grouping requirement(s) as stated in condition 3.a. and condition 3.d. in CNP no.GW-RS1384-13.</p> <p>From 1900 to 2300 hours on 21 Jan 2014 and from 0000 to 0700 hours on 22 Jan 2014, PME (Concrete Lorry Mixer) was deployed by the Contractor without barge enclosure and was unable to comply with condition 3.a. in CNP no.GW-RS1384-13.</p>	



Complaint Log No.	Date of Complaint	Received From and Received By	Location of Complainant	Nature of Complaint	Outcome	Status
140127	24 Jan 2014	ICC Case Ref.: 1-494612639	Works area adjacent to the Victoria Park Bowling Green	Noise generated from piling works conducted at the works area adjacent to the Victoria Park Bowling Green have created nuisance to the Bowling Green users.	<p>ET confirmed with the Resident Site Staff that The major construction activities around the concerned location conducted on 23 Jan 2014 include:</p> <p>Pressing of sheetpile Ch.279-285 (RHS) and Ch.317 for ELS works on 23 Jan 2014. Splicing of sheetpile Ch.275-285 (LHS) for ELS works on 23 Jan 2014.</p> <p>Mitigation measures implemented by the Contractor for the above construction works include:</p> <p>Installation of acoustic panels along hoarding line at East Bowling Green; Installation of addition noise barriers on top of hoarding at East Bowling Green; Display of publicity notices along hoarding line; and No noisy work shall be carried out at the areas adjoining East Bowling Green as if there is any Bowling Green competition event to be held (i.e. Saturday afternoon).</p> <p>According to relevant site records, pressing of sheetpile Ch.279-285 (RHS) and Ch.317 for ELS works and splicing of sheetpile Ch.275-285 (LHS) for ELS works were conducted at the concerned location during the time of complaint.</p> <p>Based on the photo records and information verified by RSS, noise mitigation measures including installation of acoustic panels along hoarding line at East Bowling Green and installation of addition noise barriers on top of hoarding at East Bowling Green were implemented by the Contractor at the concerned location. Furthermore, no noisy work was conducted by contractor at the areas adjoining</p>	Case closed and full investigation report issued on 6 Feb 2014.





Complaint Log No.	Date of Complaint	Received From and Received By	Location of Complainant	Nature of Complaint	Outcome	Status
					<p>East Bowling Green when there is any Bowling Green competition event to be held.</p> <p>Follow-up investigation was conducted on 29 Jan 2014 during weekly environmental inspection, noise mitigation measures including noise barriers and acoustic panels were confirmed in place and maintained in good condition. According to previous environmental inspections recorded in Jan 2014, no particular observation regarding the noise impact was recorded. As such, no non-conformity was identified.</p>	
140311	27 Feb 2014	EPD Complaint Case (Ref:H04/RS/00 04232-14) received by ET on 11 March 2014	Central IFC Area	Excessive noise (from the operation of compressors, other heavy machinery and concrete breaking) was emanated from the construction site near IFC in daytime on 27 Feb 2014.	<p>ET confirmed with the Resident Site Staff that the major construction activities at the concerned location conducted on 27 Feb 2014 (Daytime) include:</p> <ul style="list-style-type: none"> <li>Backfilling works between north wall and sheetpiles and for roof slab;</li> <li>Site hoarding removal;</li> <li>Formwork erection and removal works, falsework erection;</li> <li>Concrete breaking works at roof slab and base slab and breaking up of existing tunnel corner;</li> <li>Concreting works for profile barrier inside cut and cover tunnel; and</li> <li>Rebar fixing works and WVB basement remediation works.</li> </ul> <p>Mitigation measures implemented by the Contractor for the above construction works include:</p> <ul style="list-style-type: none"> <li>Use of quiet plants (air compressor with a Noise Emission Label of 99 dB(A)).</li> </ul>	<p>Interim report submitted to EPD on 18 March 2014,</p> <p>EPD advised no further comment on 26 March 2014 and final report for case closing issued on 26 March 2014</p>



Complaint Log No.	Date of Complaint	Received From and Received By	Location of Complainant	Nature of Complaint	Outcome	Status
					<p>According to relevant site records, major noise emanating construction activities conducted around the concerned location on 27 Feb 2014 include concrete breaking works at roof slab and base slab and breaking up of existing tunnel corner and concreting works.</p> <p>Based on information verified by the RSS, noise mitigation measure including utilization of quiet air compressor with noise emission label of 99 dB(A) was implemented by the Contractor on the 27 February 2014 to minimize the potential noise impact.</p> <p>Having reviewed the monitoring data of the monitoring stations in the vicinity of the construction site near IFC, namely noise monitoring stations M7e and M7w, no limit level exceedances were recorded on 24 Feb 2014 and 4 March 2014 and the major concrete breaking works at the concerned location conducted on 27 February 2014 was continued across the above monitoring period. In addition, no particular observations regarding noise impact were recorded during weekly site inspection conducted on 27 Feb 2014. No non-conformity was identified. As such, the construction activities under Contract HY/2009/18 were considered generally in compliance with the statutory requirement.</p> <p>Nevertheless, in view of the concern regarding noise nuisance raised by public, it is considered desirable for the Contractor to review and strengthen the noise mitigation measures around the concerned location.</p> <p>Follow-up inspection was conducted during weekly environmental inspection on 13 March 2014, additional noise mitigation measure including erection of noise blanket for concrete breaking works were implemented by the Contractor to further minimize the noise nuisance to nearby public</p>	



Complaint Log No.	Date of Complaint	Received From and Received By	Location of Complainant	Nature of Complaint	Outcome	Status
140623	11 June 2014	EPD Complaint Case (Ref:H04/RS/00 013590-14) received by ET on 23 June 2014	Foot Bridge to Central Pier 7	Excessive Paint Spray Odour	<p>A public complaint regarding odour concern referred by EPD was received by ET on 23 June 2014.</p> <p>The complainant reported that excessive paint spray odour was detected at the foot-bridge to the Central Pier 7.</p> <p>ET confirmed with the Resident Site Staff that spraying of waterproofing membrane (integritank) from Ch1700 to Ch1705 was conducted at roof slab Bay12 on 11 June 2014 and</p> <p>Screeding concrete placing from Ch1700 to Ch1683 was conducted at roof slab Bay12 on 11 June 2014 and</p> <p>Backfilling and removal of concrete blocks was conducted at roof slab Bay 11 and Bay 10-north on 11 June 2014</p> <p>According to relevant site records, major construction activities conducted around the concerned location on 11 June 2014 include spraying of waterproofing membrane (integritank) from Ch1700 to Ch1705; screeding concrete placing from Ch1700 to Ch1683 and backfilling and removal of concrete blocks. Having reviewed the relevant information verified by RSS, the chemicals applied at the concerned area on 11 June 2014 are waterproof paint and paint adhesives.</p> <p>In view of the concern regarding odour nuisance raised by the public, it is considered desirable for the Contractor to review the application method for waterproof layer nearby public area to minimize the nuisance caused to the surroundings.</p>	<p>Preliminary report issued on 25 June 2014.</p> <p>Interim report submitted to EPD on 30 June 2014.</p>



Complaint Log No.	Date of Complaint	Received From and Received By	Location of Complainant	Nature of Complaint	Outcome	Status
					Follow-up inspection was conducted during weekly environmental inspection on 26 June 2014, no further spraying works was conducted by the Contractor at the concerned area and no particular odour was observed at the concerned location.	
20140723	21 July 2014	ICC complaint (ICC Case Ref.: 2-341537112) received by ET on 23 July 2014	Area opposite to Ngan Tao Building	Noise nuisance due to works and machine at opposite project site during nighttime	<p>A public complaint regarding construction noise impact referred by RSS was received by ET on 25 July 2014 (ICC Case Ref.: 2-341537112 dated 21 July 2014). The complainant reported that :</p> <p>At 00:57hrs on 21 July 2014, he could not sleep due to work and machine at the project site opposite to the building (Ngan Tao Building), where he was living, were still going on and in operation. Noise traveled to his flat despite it was some distance away.</p> <p>ET confirmed with the Resident Site Staff that dewatering works was conducted under HY/2009/19 at the works area at Watson Road from around 23:00hrs on 20 July 2014 to 01:00hrs on 21 July 2014. Total 1 no. of generator and 23 nos. of dewatering pumps were in operation. Mobilization of telescopic arm excavator to trailer truck was performed under HY/2009/19 at the works area at Watson Road from around 00:15hrs to 01:00hrs on 21 July 2014. Total 1 no. of telescopic arm excavator and 1 no. of trailer truck were in operation.</p> <p>According to the relevant site records under Contract HY/2009/19, from around 23:00hrs on 20 July 2014 to 01:00hrs on 21 July 2014, dewatering works was conducted under HY/2009/19 at the works area at Watson Road. Total 1 no. of generator and 23 nos. of dewatering pump were in</p>	<p>Final Investigation report (Issue1) issued on 31 July 2014.</p> <p>Final investigation report (Issue 2) based on further follow-up issued on 12 Aug 2014.</p>



Complaint Log No.	Date of Complaint	Received From and Received By	Location of Complainant	Nature of Complaint	Outcome	Status
					<p>operation at the above period.</p> <p>In addition, mobilization of telescopic arm excavator to trailer truck was performed under HY/2009/19 at the works area at Watson Road from around 00:15hrs to 01:00hrs on 21 July 2014. Total 1 no. of telescopic arm excavator and 1 no. of trailer truck were in operation.</p> <p>After reviewing relevant records and information verified by RSS and the Construction Noise Permit (CNP) no. GW-RS0152-14, it was considered that the below condition of CNP no.GW-RS0152-14 was not fulfilled by the Contractor of HY/2009/19.</p> <p>From 00:15hrs to 01:00hrs on 21 July 2014, the PME(s) (1 no. of telescopic arm excavator and 1 no. of trailer truck) operated under the Contractor of HY/2009/19 on-site could not follow any given PME grouping requirement(s) as stated in condition 3.a. and condition 3.d. in no.GW-RS0152-14.</p> <p>Notwithstanding the above, according to the information provided by the RSS, the telescopic arm excavator was mobilized at night time hours with consideration that passage of vehicle with large plant &amp; machinery through cross harbour tunnel shall be conducted after mid-night.</p> <p>the Contractor of HY/2009/19 was advised to review the need to renew relevant CNP for PME grouping with respect to specific site operation requirements such that the Construction Noise Permit would be followed. Furthermore, the Contractor of HY/2009/19 was suggested to review the arrangement for PME mobilization with maintenance need to be conducted within specific period allowed under the relevant CNP(s).</p>	



Complaint Log No.	Date of Complaint	Received From and Received By	Location of Complainant	Nature of Complaint	Outcome	Status
20140801	30 July 2014	ICC complaint (ICC Case Ref.: 2-360638977) received by ET on 01 August 2014	Area opposite to Harbour Heights	Noise of sand and gravel movements at area opposite to the Harbour Heights	<p>A public complaint regarding construction noise impact referred by RSS was received by ET on 01 Aug 2014 (ICC Case Ref.: 2-360638977 dated 31 July 2014). The complainant reported that at 01:20hrs on 30 July 2014, the complainant was woken up by the noise of sand and gravel movements at area opposite to the Harbour Heights.</p> <p>ET confirmed with the Resident Site Staff that EVB excavation was undertaken at the works area around Watson Road under HY/2009/19 before 23:00hrs on 29 July 2014. (Total 1 no. of excavator, 1 no. of dump truck, 23 nos. of underground dewatering pump and 3 nos. of generator were in operation).</p> <p>Dewatering works was undertaken at works area around Watson Road under HY/2009/19 from 23:00hrs on 29 July 2104 to 01:00 hrs on 30 July 2014. (Total 23 nos. of underground dewatering pumps and 1 no. of generator were in operation).</p> <p>Mobilization of PMEs was performed at works area around Watson Road under HY/2009/19 from 00:45hrs to 01:30hrs on 30 July 2014. (1 no. of excavation machine and 1 no. of dump truck were in operation). No other construction activity or operation was performed at the area opposite to Harbour Heights from 23:00hrs on 29 July 2014 to 01:00hrs on 30 July 2014 under HY/2009/19.</p> <p>According to the relevant site records, before 2300hrs on 29 July 2014, EVB excavation at the works area around Watson Road was conducted under HY/2009/19. (Total 1 no. of dump truck , 1 no. of excavator, 3 nos. of generators and 23 nos. of dewatering pumps were in operation at the</p>	Final investigation report issued on 12 Aug 2014.



Complaint Log No.	Date of Complaint	Received From and Received By	Location of Complainant	Nature of Complaint	Outcome	Status
					<p>above period).</p> <p>From around 23:00hrs on 29 July 2014 to 01:00hrs on 30 July 2014, dewatering works at works area around Watson Road was conducted under HY/2009/19. Total 23 nos. of dewatering pumps were operating at the above period.</p> <p>In addition, mobilization of PMEs was performed at works area around Watson Road under HY/2009/19 from 00:45hrs to 01:30hrs on 30 July 2014. Total 1 no. of excavation machine and 1 no. of dump truck were in operation. After reviewing relevant records and information verified by RSS and the Construction Noise Permit (CNP) no. GW-RS0152-14, it was considered the below condition of CNP GW-RS0152-14 was not fulfilled by the Contractor of HY/2009/19. From around 00:45hrs to 01:30hrs on 30 July 2014, the operation of PME(s) (1 no. of excavator and 1 no. of dump truck) under the Contractor of HY/2009/19 on-site could not follow any given PME grouping requirement(s) as stated in condition 3.a. and condition 3.d. in no. GW-RS0152-14.</p> <p>Notwithstanding the above, according to the information provided by the RSS, the excavator and dump truck were mobilized away from the edge of the temporary ELS structure towards the area opposite to the Harbour Heights after 23:00hrs under safety consideration.</p> <p>The Contractor of HY/2009/19 was advised to review the arrangement and location for retaining and securing PME(s)/ plants to minimize the movements of PME or plants after completion of works such that the Construction Noise Permit would be followed.</p>	



Complaint Log No.	Date of Complaint	Received From and Received By	Location of Complainant	Nature of Complaint	Outcome	Status
20140929	26 Sep 2014	ICC complaint (ICC Case Ref.: 2-466911619) received by ET on 29 September 2014	IEC flyover opposite to City Garden	Light originating from the flyover under Central-WanChai Bypass Project was emitted towards City Garden direction and caused light nuisance	<p>A public complaint regarding visual impact referred by RSS was received by ET on 29 September 2014 (ICC Case Ref.: 2-466911619 dated 26 September 2014)</p> <p>The complainant reported that on 26 September 2014 at around 00:50hrs, light originating from the flyover under Central-WanChai Bypass Project was emitted towards City Garden direction and caused light nuisance.</p> <p>ET confirmed with the Resident Site Staff that the light emission on 25 and 26 September 2014 at the concerned area was originated from the temporary lighting provided at the soffit of the permanent noise enclosure at the new Island Eastern Corridor (IEC) Eastbound which was necessary to provide sufficient illumination for the traffic operation on the new IEC Eastbound after the traffic diversion on 28 September 2014.</p> <p>According to the relevant information provided by RSS, the light emission on 25 and 26 September 2014 at the concerned location was originated from the temporary lighting provided at the soffit of the permanent noise enclosure at the new Island Eastern Corridor Eastbound.</p> <p>The lighting was necessary to provide sufficient illumination for the traffic operation on the new IEC Eastbound after traffic diversion on 28 September 2014. Nevertheless, in view of the public concern regarding light nuisance raised by the public, it is considered desirable for the Contractor to review the lighting arrangement and implement additional measures to minimize the nuisance caused to the surrounding receivers as far as practicable.</p>	Final Investigation report submitted on 9 October 2014.





Complaint Log No.	Date of Complaint	Received From and Received By	Location of Complainant	Nature of Complaint	Outcome	Status
					<p>Follow-up inspection was conducted during weekly environmental inspection on 8 October 2014, additional measures including erection of green net and tarpaulin sheet were provided by the Contractor of HY/2009/19 at the concerned area as interim measure to minimize the nuisance caused to the surroundings. Further to the interim measure implemented by the Contractor of HY/2009/19, the Contractor of HY/2009/19 will replace the concerned temporary lighting with temporary lighting facing Victoria Harbour at the other side of the road to minimize the light nuisance to the surroundings.</p> <p>The Contractor of HY/2009/19 was suggested to review the lighting arrangement and implement additional measures to minimize the nuisance caused to the surroundings receivers as far as practicable.</p> <p>Additional measures including erection of green net and tarpaulin sheet were provided by the Contractor of HY/2009/19 at the concerned area as interim measure to minimize the nuisance caused to the surroundings and the Contractor of HY/2009/19 will replace the concerned temporary lighting with temporary lighting facing Victoria Harbour at the other side of the road to minimize the light nuisance to the surroundings.</p>	



Complaint Log No.	Date of Complaint	Received From and Received By	Location of Complainant	Nature of Complaint	Outcome	Status
20141006	25,26 Sep 2014	ICC complaint (ICC Case Ref.: 2-469099657) received by ET on 06 October 2014	IEC flyover opposite to City Garden	Light originating from the flyover under Central-WanChai Bypass Project was emitted towards City Garden direction and caused light nuisance	<p>A public complaint regarding visual impact referred by RSS was received by ET on 6 October 2014 (ICC Case Ref.: 2-469099657 dated 26 September 2014). The complainant reported that on 25 September 2014 night and on 26 September 2014 at around 23:23 hrs, light originating from the flyover under Central-Wan Chai Bypass Project was emitted towards City Garden direction and caused light nuisance.</p> <p>ET confirmed with the Resident Site Staff that the light emission on 25 and 26 September 2014 at the concerned area was originated from the temporary lighting provided at the soffit of the permanent noise enclosure at the new Island Eastern Corridor (IEC) Eastbound which was necessary to provide sufficient illumination for the traffic operation on the new IEC Eastbound after the traffic diversion on 28 September 2014.</p> <p>According to the relevant information provided by RSS, the light emission on 25 and 26 September 2014 at the concerned location was originated from the temporary lighting provided at the soffit of the permanent noise enclosure at the new Island Eastern Corridor Eastbound.</p> <p>The lighting was necessary to provide sufficient illumination for the traffic operation on the new IEC Eastbound after traffic diversion on 28 September 2014. Nevertheless, in view of the public concern regarding light nuisance raised by the public, it is considered desirable for the Contractor to review the lighting arrangement and implement additional measures to minimize the nuisance caused to the surrounding receivers as far as practicable.</p>	Final Investigation report submitted on 9 October 2014.



Complaint Log No.	Date of Complaint	Received From and Received By	Location of Complainant	Nature of Complaint	Outcome	Status
					<p>Follow-up inspection was conducted during weekly environmental inspection on 8 October 2014, additional measures including erection of green net and tarpaulin sheet were provided by the Contractor of HY/2009/19 at the concerned area as interim measure to minimize the nuisance caused to the surroundings. Further to the interim measure implemented by the Contractor of HY/2009/19, the Contractor of HY/2009/19 will replace the concerned temporary lighting with temporary lighting facing Victoria Harbour at the other side of the road to minimize the light nuisance to the surroundings.</p> <p>The Contractor of HY/2009/19 was suggested to review the lighting arrangement and implement additional measures to minimize the nuisance caused to the surroundings receivers as far as practicable.</p> <p>Additional measures including erection of green net and tarpaulin sheet were provided by the Contractor of HY/2009/19 at the concerned area as interim measure to minimize the nuisance caused to the surroundings and the Contractor of HY/2009/19 will replace the concerned temporary lighting with temporary lighting facing Victoria Harbour at the other side of the road to minimize the light nuisance to the surroundings.</p>	



Complaint Log No.	Date of Complaint	Received From and Received By	Location of Complainant	Nature of Complaint	Outcome	Status
20141010	07 Oct 2014	ICC complaint (ICC Case Ref.: 2-487376144) received by ET on 10 October 2014	IEC flyover opposite to City Garden	Light originating from the flyover under Central-WanChai Bypass Project was emitted towards City Garden direction and caused light nuisance	<p>ET confirmed with the Resident Site Staff that temporary lighting was provided at the concerned area at the soffit of the permanent noise enclosure at the new Island Eastern Corridor (IEC) Eastbound which was necessary to provide sufficient illumination for the traffic operation on the new IEC Eastbound after the traffic diversion on 28 September 2014.</p> <p>Temporary lighting was provided at the concerned area at the soffit of the permanent noise enclosure at the new Island Eastern Corridor (IEC) Eastbound which was necessary to provide sufficient illumination for the traffic operation on the new IEC Eastbound after the traffic diversion on 28 September 2014. In view of the public concern regarding light nuisance raised by the public, it is considered desirable for the Contractor to review the lighting arrangement and implement additional measures to minimize the nuisance caused to the surrounding receivers as far as practicable.</p> <p>During weekly environmental inspection on 8 October 2014, additional measures including erection of green net and tarpaulin sheet were provided by the Contractor of HY/2009/19 at the concerned area as interim measure to minimize the nuisance caused to the surroundings. Further to the interim measure implemented, on 13 October 2014 the Contractor of HY/2009/19 have replaced the concerned temporary lighting with temporary lighting facing Victoria Harbour at the other side of the road to minimize the light nuisance to the surroundings.</p>	Final investigation report submitted on 14 Oct 2014.



Complaint Log No.	Date of Complaint	Received From and Received By	Location of Complainant	Nature of Complaint	Outcome	Status
					<p>The Contractor of HY/2009/19 was suggested to review the lighting arrangement and implement additional measures to minimize the nuisance caused to the surroundings receivers as far as practicable.</p> <p>Additional measures including erection of green net and tarpaulin sheet were provided by the Contractor of HY/2009/19 at the concerned area as interim measure and on 13 October 2014 the Contractor of HY/2009/19 have replaced the concerned temporary lighting with temporary lighting facing Victoria Harbour at the other side of the road to minimize the light nuisance to the surroundings.</p>	
141016	14 Oct 2014	EPD complaint EPD Ref.:H05/RS/00 025795-14) received by ET on 16 October 2014	work site next to new Wan Chai Ferry Pier and opposite to Wan Chai Sports Ground.	Construction noise like piling works was heard on 14 October 2014 night until 23:45 hrs. It was suspected that the noise was emanated from the work site next to new Wan Chai Ferry Pier and opposite to Wan Chai Sports Ground.	<p>A public complaint regarding construction noise impact referred by EPD was received by ET on 16 October 2014 (EPD Ref.: EP860/E2/24 Annex IV dated 16 October 2014).</p> <p>The complainant reported that construction noise like piling works was heard on 14 October 2014 night until 23:45 hrs. It was suspected that the noise was emanated from the work site next to new Wan Chai Ferry Pier and opposite to Wan Chai Sports Ground.</p> <p>ET confirmed with the Resident Site Staff that From 19:00hrs to 23:00hrs on 14 October 2014, dredging works was conducted under Contractor of HK/2009/02 at WCR3 Area.</p> <p>Total one grab dredger was in operation. Mitigation measures including provision of steel sheeting screening to the power generation part of the grab dredger was implemented by the Contractor of HK/2009/02.</p>	<p>Updated interim investigation with supplementary information submitted to EPD on 17 November 2014.</p> <p>EPD advised no further comment on the updated interim report and case closed on 27 Nov 2014.</p>



Complaint Log No.	Date of Complaint	Received From and Received By	Location of Complainant	Nature of Complaint	Outcome	Status
					<p>From 23:00 hrs to 05:00 hrs, dredging works was conducted under Contractor of HK/2009/02 at WCR3 Area.</p> <p>Total one grab dredger was in operation. Mitigation measures including provision of steel sheeting screening to the power generation part of the grab dredger was implemented by the Contractor of HK/2009/02.</p> <p>From 23:00 hrs to 06:00hrs, panel replacement works was conducted under Contractor of HK/2009/02 at the Temporary Covered Walkway. Total one scissor platform and two hand held drills (battery) were in operation.</p> <p>From 23:00 hrs to 06:00hrs, trial pit works was conducted under Contractor of HK/2009/02 at Hung Hing Road. Total one crane lorry was in operation.</p> <p>According to the relevant site records under Contract HK/2009/02, from 19:00hrs to 23:00hrs on 14 October 2014, dredging works was conducted under Contractor of HK/2009/02 at WCR3 Area. Total one grab dredger was in operation. Mitigation measures including provision of steel sheeting screening to the power generation part of the grab dredger was implemented by the Contractor of HK/2009/02.</p> <p>From 23:00 hrs to 05:00 hrs, dredging works was conducted under Contractor of HK/2009/02 at WCR3 Area. Total one grab dredger was in operation. Mitigation measures including provision of steel sheeting screening to the power generation part of the grab dredger was implemented by the Contractor of HK/2009/02.</p>	



Complaint Log No.	Date of Complaint	Received From and Received By	Location of Complainant	Nature of Complaint	Outcome	Status
					<p>From 23:00 hrs to 06:00hrs, panel replacement works was conducted under Contractor of HK/2009/02 at the Temporary Covered Walkway. Total one scissor platform and two hand held drills (battery) were in operation.</p> <p>From 23:00 hrs to 06:00hrs, trial pit works was conducted under Contractor of HK/2009/02 at Hung Hing Road. Total one crane lorry was in operation.</p> <p>In view of the above findings, no direct information associated with the noise concern was considered available.</p>	
20141108	07 Nov 2014	EPD complaint (EPD Ref.: H05/RS/00027 815-14) received by ET on 10 November 2014	Construction site at old Wan Chai Ferry Pier	Malodour of construction plant exhaust from the construction site at old Wan Chai Ferry Pier was scented that affecting the swimmers at Wan Chai Swimming Pool.	<p>A public complaint regarding odour concern referred by EPD was received by ET on 07 November 2014 (EPD Ref.: H05/RS/00027815-14 dated 10 November 2014).</p> <p>The complainant reported that Malodour of construction plant exhaust from the construction site at old Wan Chai Ferry Pier was scented that affecting the swimmers at Wan Chai Swimming Pool.</p> <p>ET confirmed with the Resident Site Staff that ELS works was conducted on 7 November 2014 during daytime at Portion 2 (Area oppsite to WanChai Swimming Pool).</p> <p>Total 3 nos. of excavators, 2 nos. of crawler cranes, 2 nos. of generator, 1 no. of crane lorry and 2 no. of dump trucks were operated.</p> <p>Demolition works was conducted on 7 November 2014 during daytime at West of old Wan Chai Ferry Pier.</p> <p>Total 2 nos. of excavators, 1 no. of derrick barge and 1 no. of tug boat were operated.</p>	<p>Interim investigation report submitted to EPD on 17 November 2014.</p> <p>EPD advised no comment on the interim report and case closed on 1 Dec 2014.</p>



Complaint Log No.	Date of Complaint	Received From and Received By	Location of Complainant	Nature of Complaint	Outcome	Status
					<p>Dredging works was conducted on 7 November 2014 during daytime at WCR3 (East of old Wan Chai Ferry Pier)</p> <p>Total 1 no .of dredger, 1 no. of hopper and 1 no. of tug boat were operated.</p> <p>According to the relevant site records under Contract HK/2009/02, ELS works was conducted on 7 November 2014 during daytime at Portion 2 (Area oppsite to WanChai Swimming Pool). Total 3 nos. of excavators, 2 nos. of crawler cranes, 2 nos. of generator, 1 no. of crane lorry and 2 no. of dump trucks were operated. Demolition works was conducted on 7 November 2014 during daytime at West of old Wan Chai Ferry Pier. Total 2 nos. of excavators, 1 no. of derrick barge and 1 no. of tug boat were operated.</p> <p>Follow-up inspection was conducted during weekly environmental inspection on 13 November 2014, no dark smoke emission was observed from the PMEs operating on-site. The condition of chemical waste storage was considered satisfactory and no malodour was identified. Despite no information related to malodour was identified, the Contractor was reminded to conduct regular checking on the condition of PMEs to ensure only well maintained PMEs are used on site.</p> <p>Based on the relevant information provided by RSS, despite no information associated with the malodour concern was identified after investigation, the Contractor was reminded to conduct regular checking on the condition of PME used on site to ensure only well maintained PME are used on site</p> <p>The interim report would be submitted to EPD on 17 November 2014.</p>	





Complaint Log No.	Date of Complaint	Received From and Received By	Location of Complainant	Nature of Complaint	Outcome	Status
20141113	12 Nov 2014	EPD complaint (EPD Ref.: H05/RS/00028 253-14) received by ET on 13 November 2014	Construction site at old Wan Chai Ferry Pier	Malodour and dark smoke emission from an excavator located at the construction site at old Wan Chai Ferry Pier was observed that affecting the pedestrians.	<p>A public complaint regarding odour concern referred by EPD was received by ET on 13 November 2014 (EPD Ref.: H05/RS/00028253-14 dated 13 November 2014). The complainant reported that Malodour and dark smoke emission from an excavator located at the construction site at old Wan Chai Ferry Pier was observed that affecting the pedestrians. (Contract HK/2009/02)</p> <p>ET confirmed with the Resident Site Staff that demolition works was conducted under Contract HK/2009/02 on 12 November 2014 during daytime at old Wan Chai Ferry Pier. Total 2 nos. of excavators, 1 no. of derrick barge and 1 no. tug boat were operated.</p> <p>According to the relevant site records under Contract HK/2009/02, demolition works was conducted on 12 November 2014 during daytime at old Wan Chai Ferry Pier. Total 2 nos. of excavators, 1 no. of derrick barge and 1 no. tug boat were operated.</p> <p>In addition, investigation found that due to malfunctioning of one of the excavators deployed at old Wan Chai Ferry Pier, dark smoke was emitted from the defective excavator for a short period of approximately 30 seconds at around 15:00 hrs on 12 November 2014. The operation of excavator was immediately suspended and followed by repair works. The normal operation of the excavator was resumed after repair.</p> <p>Follow-up inspection was conducted during weekly environmental inspection on 13 November 2014, no dark smoke emission was observed from the PMEs operating on-site and the Contractor of HK/2009/02 was reminded to conduct regular checking on the condition of PMEs to ensure only well maintained PMEs are used on site.</p>	<p>Interim investigation report submitted to EPD on 19 November 2014.</p> <p>EPD advised no comment on the interim report and case closed on 8 Dec 2014.</p>



***Appendix 10.1***

*Construction Programme of Individual Contracts*



Activity ID	Activity Name	OD	RD	Start	Finish	% Comp	Total Float	2014				
								Qtr 4				
								Sep	Oct	Nov	Dec	
<b>Stage 1 - Tunnel Structure Works (Bay 1 to Bay 7 : Ch2947 - Ch 3045)</b>												
<b>Tunnel Structure at Stage 1A &amp; 1B (CH2947 - CH3045)</b>												
S3A-TS-2000	Tunnel Structures Works including Waterproofing and OHVD	300	99	28-Feb-14 A	27-Dec-14	0%	180					
<b>CWB Tunnelling Works (Stage 2 : Ch3045 - Ch3129)</b>												
<b>Stage 2 - Foundation Works (Bottom Up Method : CH3045 - CH3129 / CH120 - CH225)</b>												
S3B-FW-1040C	ELS for Exhaust Duct (~-5.0mPD)	170	86	27-Jun-14 A	14-Dec-14	0%	531					
S3B-FW-1090	Installation of Dewatering Well (assume 18 nos.)	60	14	30-Jun-14 A	03-Oct-14	76.67%	-129					
S3B-FW-1095	Pumping Test of Stage 2 (as at excavation approaching to -5.0mPD)	13	13	04-Oct-14	16-Oct-14	0%	-129					
<b>Stage 2 - Excavation Works (For Bottom Slab Construction : CH3045 - CH3129)</b>												
S3B-EW-1000A	Stage 2 ELS - excavate to approx. +0.5mPD and installation of 1st layer strut/waling	84	14	19-May-14 A	03-Oct-14	0%	-162					
S3B-EW-1000B	Stage 2 ELS - excavate to approx. -3.0mPD and installation of 2nd layer strut/waling (15,000	46	46	04-Oct-14	18-Nov-14	0%	-162					
S3B-EW-1000C	Stage 2 ELS - excavate to approx. -6.4mPD and installation of 3rd layer strut/waling (16,500	70	70	19-Nov-14	27-Jan-15	0%	-162					
<b>Stage 2 - Tunnel Structure Works (Bay 8 to Bay 10 : CH3045 - CH3129)</b>												
S3B-TS-1000	Bay 10 Top Slab	25	8	20-Sep-14	27-Sep-14	0%	-141					
S3B-TS-2000A	Construction of Exhaust Duct (CH2988 - CH3045)	48	48	15-Dec-14	31-Jan-15	0%	531					
<b>CWB Tunnelling Works (Stage 3 : Ch3129 - Ch3245)</b>												
<b>Stage 3 - Reclamation Works</b>												
<b>Demolition Works - Stage 3</b>												
DW3-1000	Demolition of Existing 10nos. Pump Houses along Convention Avenue	90	11	21-May-14 A	30-Sep-14	0%	343					
DW3-1020	Demolition of Remaining Existing Expo Drive East Bridge at Southern Bound	24	11	01-Sep-14 A	30-Sep-14	0%	-235					
<b>Stage 3 - Foundation Works</b>												
S3C-FW-1050C	Stage 3 Pre-bored H-pile (Phase 4 - 160 nos w/4~5 rigs)	128	124	21-Jul-14 A	21-Jan-15	0%	-267					
<b>Stage 3 - Excavation Works (Ch3129 - Ch3245)</b>												
<b>Excavation Works at Stage 3</b>												
S3C-EW-1000	Excavation to +0mPD (approx 21,400m3) including strut/waling installation	40	37	15-Sep-14 A	26-Oct-14	0%	-270					
S3C-EW-1010	Excavation to -4.0 mPD (approx 26,600m3) including strut/waling installation	96	96	27-Oct-14	30-Jan-15	0%	-270					
S3C-EW-1010C	Installation of Dewatering Well (24nos.) and Pumping Test	45	46	16-Dec-14	30-Jan-15	0%	-267					
<b>Section 4 of the Works - Salt Water Mains, Works in Area 3</b>												
<b>S8B (DN800) Salt Watermains</b>												
<b>Testing and Commissioning</b>												
S4-1500	Pressure Test of S8B	6	6	20-Sep-14	25-Sep-14	0%	675					
S4-1510	Cleaning of S8B	7	7	26-Sep-14	02-Oct-14	0%	675					
S4-1520	Connection to Existing Mains (S8B)	7	7	18-Oct-14	24-Oct-14	0%	653					
<b>S9 (DN450) Salt Watermains &amp; Sewer</b>												
<b>Testing and Commissioning</b>												
S4-2500	Pressure Test of S9	6	6	20-Sep-14	25-Sep-14	0%	682					
S4-2510	Cleaning of S9	7	7	26-Sep-14	02-Oct-14	0%	682					
S4-2520	Connection to Existing Mains (S9)	7	7	18-Oct-14	24-Oct-14	0%	660					
<b>Section 6A of the Works - Cooling Water Discharge System (3 nos. Govt Towers)</b>												
S6A-1200	Zone X1-1 - CHBF (11m)	21	21	20-Sep-14	10-Oct-14	0%	-14					
S6A-1210	Zone X1-2 - CHBF (5m)	21	21	22-Nov-14	12-Dec-14	0%	-77					
S6A-1220	Zone X1-3 - CHBF (7m)	21	21	01-Nov-14	21-Nov-14	0%	-77					
S6A-1230	Zone X1-4A - CHBF (21m) & S3 (21m) Connection Point	24	42	20-Jan-14 A	31-Oct-14	100%	-77					
S6A-1240	Zone C3-1 - CHBF (16m) Test and Connection Point	60	57	22-Jun-14 A	15-Nov-14	0%	-50					
<b>Section 6B of the Works - Cooling Water Intake &amp; Discharge System (Great Eagle / Harbour Centre)</b>												
S6B-1220	Zone C3-1 - CHBG (16m) Test and Connection Point	60	57	22-Jun-14 A	15-Nov-14	0%	-50					
<b>Section 6C of the Works - Cooling Water Discharge System (China Resources Building)</b>												
S6C-1600	Zone C3-1 - CHBI (16m) Test and Connection Point	60	57	22-Jun-14 A	15-Nov-14	0%	-50					
<b>Common Works for Sections 6A, 6B &amp; 6C</b>												
<b>Discharge Outfall Construction</b>												
S6-1030	Connection of the Completed Cooling Mains to Precast Outfall Unit	0	0		15-Nov-14	0%	-24					
S6-1040	Reinstatement of Existing Seawall after Connection	30	30	16-Nov-14	15-Dec-14	0%	608					
<b>Section 8 of the Works - Works in Area 6 (Utilities other than Watermains in Fenwick Pier Street)</b>												

■ Remaining Work     ■ Summary Bar  
■ Actual Work  
■ Summary Bar  
■ Critical Remaining Work  
◆ Milestone

CEDD CONTRACT NO. HK/2009/01  
 Wan Chai Development Phase II - Central-Wan Chai Bypass at HKCEC (Contract 1)  
 WORKS PROGRAMME Rev.6C - 3 Month Programme starting from 20-Sep-14

Activity ID	Activity Name	OD	RD	Start	Finish	% Comp	Total Float	2014				
								Qtr 4				
								Sep	Oct	Nov	Dec	
<b>Sewerage Works</b>												
S8-1030	Zone A3-5D & A3-4D	23	29	10-Jan-14 A	25-Oct-14	100%	-45	Zone A3-5D & A3-4D				
S8-1040	Zone A3-2C	23	23	27-Oct-14	21-Nov-14	0%	-45	Zone A3-2C				
S8-1050	Zone A3-2D	23	23	22-Nov-14	18-Dec-14	0%	-45					
S8-2500	CCTV Survey	1	1	19-Dec-14	19-Dec-14	0%	-45					
<b>Section 9 of the Works - Remaindar of the Works</b>												
<b>Box Culvert Construction</b>												
S9-1030	Construction of Precast Bay 1	76	76	01-Oct-14	16-Dec-14	0%	-235					
S9-1040A	Installation of Sheet Pile / ELS and Construction for Bay 7	180	203	07-Sep-14 A	10-Apr-15	0%	-235					
S9-1040B	Installation of Sheet Pile / ELS and Construction for Bay 2	180	182	11-Oct-14	10-Apr-15	0%	-235					
<b>Waterworks in Area 9</b>												
<b>Salt Water Mains (S3, S5A &amp; S5B)</b>												
S9-5500A	Zone X1-1 - S3 (5m)	0	0		10-Oct-14	0%	8	◆ Zone X1-1 - S3 (5m)				
S9-5500B	Zone X1-2 - S3 (5m)	0	0		12-Dec-14	0%	36					
S9-5500C	Zone X1-3 - S3 (5m)	0	0		21-Nov-14	0%	57	◆ Zone X1-3 - S3 (5m)				
<b>Fresh Water Mains (F3)</b>												
S9-7040	Zone X1-1 - F3 (5m)	0	0		10-Oct-14	0%	99	◆ Zone X1-1 - F3 (5m)				
S9-7050	Zone X1-2 - F3 (5m)	0	0		12-Dec-14	0%	36					
S9-7060	Zone X1-3 - F3 (5m)	0	0		21-Nov-14	0%	57	◆ Zone X1-3 - F3 (5m)				
<b>Section 12 of the Works - Works in Area 10 (other than Section 4)</b>												
VO106-1000	Demolition of Existing HKCEC Pump House in Area 10 & 11 (Kiu Lok Portion - Variation Ord	100	11	26-May-14 A	30-Sep-14	0%	150	Demolition of Existing HKCEC Pump House in Area 10 & 11 (Kiu Lok Portion				
<b>Section 13 of the Works - Works in Area 11 (other than Section 11)</b>												
S13-3000	Completion of Backfilling to +5.0mPD	0	0		30-Sep-14	0%	150	◆ Completion of Backfilling to +5.0mPD				
VO106-2000	Demolition of Existing HKCEC Pump House in Area 10 & 11 (Kiu Lok Portion - Variation Ord	0	0		30-Sep-14	0%	150	◆ Demolition of Existing HKCEC Pump House in Area 10 & 11 (Kiu Lok Portion				
<b>Section 9A of the Works - Landscape Softworks in Area 9</b>												
S9A-1000	Transplanting at Expo Drive East and Convention Avenue Junction	180	180	20-Sep-14	18-Mar-15	0%	150					

■ Remaining Work     ■ Summary Bar  
■ Actual Work  
■ Summary Bar  
■ Critical Remaining Work  
◆ Milestone

CEDD CONTRACT NO. HK/2009/01  
 Wan Chai Development Phase II - Central-Wan Chai Bypass at HKCEC (Contract 1)  
WORKS PROGRAMME Rev.6C - 3 Month Programme starting from 20-Sep-14



Activity ID	Activity Name	OD	RD	Start	Finish	Total Float	Calendar	2014					2015
								Sep 57	Oct 58	Nov 59	Dec 60	Jan 61	
<b>Wan Chai Development Phase II - Central - Wan Chai Bypass at Wan Chai East (dd 20-Sep-14)</b>													
<b>Programme Milestones (Revised up to EOTO No.10 Issued on 29-Nov-13)</b>													
<b>Contractual Completion Dates</b>													
KDC0110	Section 7 Works (831 days) - Box Culvert N1 & Works at Aea 7 (7-May-12)	0	0	20-Sep-14	20-Sep-14	-222	Calendar Day						
<b>Soft Landscaping &amp; Establishment Key Dates</b>													
KDC0140	Section 8C Works (1473 days) - Landscape Softworks in Area 8 (10-Feb-14)	0	0	20-Sep-14	20-Sep-14	-222	Calendar Day						
<b>Forecast Completion Dates</b>													
<b>Soft Landscaping &amp; Establishment Key Dates</b>													
KDF0140	Section 8C Works (1473 days) - Landscape Softworks in Area 8	0	0	19-Dec-14	19-Dec-14	-312	Calendar Day						
<b>Preliminaries</b>													
<b>Critical Procurement &amp; Site Delivery</b>													
PRE-PRO-1100A	GRP Roof Panel for Temp Covered Walkway (Type 1)	60	21	15-Jun-14 A	11-Oct-14	1473	Calendar Day						
PRE-PRO-1100B	GRP Roof Panel for Temp Covered Walkway (Type 2)	60	21	15-Jun-14 A	11-Oct-14	1473	Calendar Day						
<b>Section 3 of the Works - Re-provisioning of Government Helipad and Public Toilet</b>													
<b>Outstanding Works</b>													
S3-0070-1499	Reinstatement of armour rock, retaining walls & new covered walkway along Expo Drive East	254	25	11-Aug-12 A	22-Oct-14	1173	HK Working Day						
<b>Section 4A of the Works - Cooling Water Pumping System for Sun Hung Kai Centre (P8)</b>													
<b>Cooling Mains Work above Tunnel Portion &amp; connecting to Pump Station</b>													
S4A-0900	Outstanding Works	365	148	16-Feb-14 A	15-Feb-15	1346	Calendar Day						
<b>Section 4B of the Works - Cooling Water Pumping System for China Resources Building (P9)</b>													
<b>Cooling Mains Work above Tunnel Portion &amp; connecting to Pump Station</b>													
S4B-0900	Outstanding Works	365	10	01-Oct-13 A	30-Sep-14	1484	Calendar Day						
<b>Section 4C of the Works - Cooling Water Pumping System for Great Eagle Centre / Harbour Centre (P7)</b>													
<b>Cooling Mains Work above Tunnel Portion &amp; connecting to Pump Station</b>													
S4C-0900	Outstanding Works	365	61	21-Nov-13 A	20-Nov-14	1433	Calendar Day						
<b>Section 5 of the Works - WSD Salt Water Pumping System</b>													
<b>Salt Water Intake Culvert Construction</b>													
<b>Bay 6 - Bay 18: Ex-Pet Garden &amp; Hung Hing Road</b>													
S5-100-3333	Backfilling to Bay 6 to Bay 11 (2,000m3; 150m3/d)	23	7	20-Apr-13 A	29-Sep-14	-707	HK Working Day						
<b>Overall Testing &amp; Commissioning of Re-provisioned Salt Water Intake System</b>													
S5-0900	Outstanding Works	365	166	06-Mar-14 A	05-Mar-15	1328	Calendar Day						
<b>Section 7 of the Works - Box Culvert N1 &amp; Flood Relief System</b>													
<b>Box Culvert and Flood Relief System Construction</b>													
S7-191212-260	Backfilling for 1050mm FRP installation & Strut Removal	4	4	22-Sep-14	26-Sep-14	-339	HK Working Day						
<b>Works in Area 7</b>													
S7-1700	D-Wall Trimming, Drain Installation & Backfilling to Ground Level (13,500m3; 1,000m3/d)	27	16	05-Sep-14 A	06-Oct-14	-882	Calendar Day						
S7-1800	Completion of Tunnel Portion 1 Backfilling	0	0	05-Sep-14 A	06-Oct-14	-882	Calendar Day						
<b>Transformer Building for Dining Services at Ferry Pier (VO116)</b>													
<b>Civil Works</b>													
S7-TB-2000	Lay 500mm thk. Rubble Mound	2	2	07-Oct-14	08-Oct-14	-907	HK Working Day						
S7-TB-2010	Blinding Layer	1	1	09-Oct-14	09-Oct-14	-907	HK Working Day						
S7-TB-2020	Base Slab Construction (9.3m x 4.9m x 1m thick)	7	7	10-Oct-14	17-Oct-14	-907	HK Working Day						
S7-TB-2030	Concrete Plinth, Side Wall, Beam & Corbel	14	14	21-Oct-14	05-Nov-14	-907	HK Working Day						
S7-TB-2040	Concrete In-Fill at Basement	3	3	10-Nov-14	12-Nov-14	-907	HK Working Day						
S7-TB-2050	Outer Wall & Partition Wall	21	21	13-Nov-14	06-Dec-14	-907	HK Working Day						
S7-TB-2060	Scaffolding Erection & Roof Construction	21	21	08-Dec-14	03-Jan-15	-907	HK Working Day						
S7-TB-2070	Curing	14	14	04-Jan-15	17-Jan-15	-1131	Calendar Day						
S7-TB-2080	Formwork Removal & Scaffolding Dismantling	4	4	19-Jan-15	22-Jan-15	-907	HK Working Day						
<b>E&amp;M Works</b>													
S7-TB-4100	22kV Cable across HHR to Transformer Building by HEC	45	45	07-Oct-14	20-Nov-14	-1016	Calendar Day						
<b>Section 8A of the Works - Re-provisioning of Wan Chai Ferry Pier in Area 8</b>													
<b>ABWF &amp; E&amp;M Installation</b>													
<b>Roof</b>													
S8A-BS-4010	E&M Installation	28	10	10-Sep-13 A	30-Sep-14	1484	Calendar Day						
<b>Works in Area 8 - ABWF Works at Observation Deck of Ferry Pier</b>													
S8B-FP-01100	Roof Finishes & Misc. ABWF Installation	120	30	28-Oct-13 A	20-Oct-14	1464	Calendar Day						
S8B-FP-01300	Handrail & Glass Balustrade Installation	45	7	21-Dec-13 A	27-Sep-14	1487	Calendar Day						
<b>Section 9B of the Works - CWB Tunnel Structure (CH3400 - CH3796)</b>													
<b>Tunnel Portion 2 (CH3425-CH3500)</b>													
<b>Foundation</b>													
S9B-T2-1125	Installation of Pump Test Equipment	35	12	11-Jun-14 A	07-Oct-14	117	HK Working Day						
S9B-T2-1130	Tunnel portion 2 Pump Test	14	14	08-Oct-14	21-Oct-14	147	Calendar Day						
<b>CWB Structural Works</b>													
S9B-T2-2000	Tunnel portion 2 ELSW excavation (62,500m3; 500m3/d)	125	105	06-Aug-14 A	27-Jan-15	-9	HK Working Day						
<b>Tunnel Portion 3 &amp; Tunnel Portion 4 (CH3630-CH3790)</b>													
<b>Foundation</b>													
<b>Stage 2 - Southern Wall after HHR Flyover Diversion (Stage 1) (C130A-P131; P144-C154)</b>													
S9B-T34-1230C	Pre-grouting & Guidewall for P147-P154	28	14	11-Feb-14 A	04-Oct-14	-271	Calendar Day						

CHUN WO - CRGL JOINT VENTURE

- Remaining Work
- Actual Work
- Summary Bar
- Critical Remaining Work
- Milestone

**CEDD CONTRACT NO. HK/2009/02**  
**Wan Chai Development Phase II - Central-Wan Chai Bypass at Wan Chai East (Contract 2)**  
**3-MONTH ROLLING PROGRAMME (dd 20-Sep-14)**

Date	Revision	Checked	Approved
20-Sep-14	3MRP		
20-Feb-14	Baseline Prog		

Activity ID	Activity Name	OD	RD	Start	Finish	Total Float	Calendar	2014					2015
								Sep 57	Oct 58	Nov 59	Dec 60	Jan 61	
S9B-T34-1260B	Bored Pile Construction (PS30-PS32; 14d/pile; 1 Rig)	42	14	07-Aug-14 A	04-Oct-14	-229	Calendar Day						
S9B-T34-1250C	D-wall Construction along HHR slow lane (P147-C152, C154; 6d/Panel)	42	42	04-Jan-15	14-Feb-15	-362	Calendar Day						
<b>Stage 3 - Northern Wall after T WCR4 Reclamation (C88-C105)</b>													
S9B-T34-1435C	D-Wall Plant Mobilization after HHR Stage 2	21	21	21-Sep-14	11-Oct-14	-362	Calendar Day						
S9B-T34-1430C	D-wall Construction at TWCR4 (C88-P94; P101-C105; 6d/Panel)	84	84	12-Oct-14	03-Jan-15	-362	Calendar Day						
<b>Stage 4 - Southern Wall after HHR Flyover Diversion (Stage 2) (P132-P143)</b>													
S9B-T34-1600	Complete Removal of Approach Ramp of Existing HHR Flyover	0	0	22-Oct-14		-438	Calendar Day						
S9B-T34-1610	Pre-drilling at HHR Flyover	26	26	22-Oct-14	16-Nov-14	-438	Calendar Day						
S9B-T34-1620	Pre-grouting at HHR Flyover	21	21	17-Nov-14	07-Dec-14	-389	Calendar Day						
S9B-T34-1630	Guide Wall construction at HHR Flyover	21	21	17-Nov-14	07-Dec-14	-389	Calendar Day						
S9B-T34-1650	Bored Pile Construction (PS34-PS38; 14d/pile; 1 Rig)	70	70	17-Nov-14	25-Jan-15	-438	Calendar Day						
<b>Temp Works for HHR Flyover Diversion (Stage 2)</b>													
<b>At-Grade Roadworks</b>													
S9B-TTA-4500	Demolish of Approach Ramp of Existing HHR Flyover for D-Wall Construction	24	24	22-Sep-14	21-Oct-14	-352	HK Working Day						
S9B-TTA-4600	Utility Diversion for D-Wall near Existing HHR Flyover Approach Ramp	35	35	22-Sep-14	26-Oct-14	-368	Calendar Day						
<b>Section 11 of the Works - Remainder of Works</b>													
<b>Marine Works at WCR3</b>													
S11-R3-1000	Demolition of Existing Ferry Pier	60	59	30-Aug-14 A	01-Dec-14	-314	HK Working Day						
S11-R3-1100	Mobilisation of Dredger of 1st Stage Dredging	2	2	21-Sep-14	22-Sep-14	-413	Calendar Day						
S11-R3-0500A	Fabrication of Caisson Seawalls for WCR3 Reclamation (1st Stage - 2 Nos.)	60	60	21-Sep-14	19-Nov-14	-407	Calendar Day						
S11-R3-1200	1st Stage Dredging at Permanent Seawall Area by Night Work (60,000m3 @ 2,000m3/d)	30	30	23-Sep-14	29-Oct-14	-333	Working Day						
S11-R3-1300	1st Stage Rockfilling for Seawall by Night Work (24,000m3 @ 1000m3/d)	24	24	29-Oct-14	22-Nov-14	-415	Calendar Day						
S11-R3-0500B	Fabrication of Caisson Seawalls for WCR3 Reclamation (2nd Stage - 3 Nos.)	90	90	20-Nov-14	17-Feb-15	-407	Calendar Day						
S11-R3-1400	Placing leveling stones to -6.0mPD (1500m2 @ 40m2/d)	38	38	22-Nov-14	30-Dec-14	-415	Calendar Day						
S11-R3-1600	2nd Stage Dredging except the Existing Wan Chai Ferry Pier (20,000m3 @ 1,000m3/d)	20	20	02-Dec-14	21-Dec-14	-390	Calendar Day						
S11-R3-1500	Installation of Permanent Seawall (3 nos.) & Rockfilling behind seawall	16	16	30-Dec-14	15-Jan-15	-415	Calendar Day						
S11-R3-1700	Reclamation from -14 mPD to -2.0mPD by Hopper (121,000m3 @ 3,000m3/d)	41	41	15-Jan-15	25-Feb-15	-415	Calendar Day						
<b>Soft Landscaping &amp; Establishment Works</b>													
<b>Section 8C of the Works - Landscape Softworks in Area 8</b>													
S8C-0010	Carry out landscape soft work on new ferry pier	90	90	21-Sep-14	19-Dec-14	-312	Calendar Day						
<b>Section 8D of the Works - Establishment Works in Area 8</b>													
S8D-0010	Carry out establishment work on new ferry pier	365	365	20-Dec-14	19-Dec-15	-312	Calendar Day						
<b>Section 12 of the Works - Protection and Preservation of Existing Trees</b>													
S12-0010	Protection and preservation of existing trees	2375	707	24-Feb-10 A	27-Aug-16	0	Calendar Day						

Activity ID	Activity Name	OD	RD	Start	Finish	Total Float	Calendar	2014					2015
								Sep 57	Oct 58	Nov 59	Dec 60	Jan 61	
<b>Wan Chai Development Phase II - Central - Wan Chai Bypass at Wan Chai East (dd 20-Sep-14)</b>													
<b>Programme Milestones (Revised up to EOTO No.10 Issued on 29-Nov-13)</b>													
<b>Contractual Completion Dates</b>													
KDC0110	Section 7 Works (831 days) - Box Culvert N1 & Works at Aea 7 (7-May-12)	0	0	20-Sep-14	19-Dec-14	-312	Calendar Day						
<b>Soft Landscaping &amp; Establishment Key Dates</b>													
KDC0140	Section 8C Works (1473 days) - Landscape Softworks in Area 8 (10-Feb-14)	0	0	20-Sep-14	20-Sep-14*	-222	Calendar Day						
<b>Forecast Completion Dates</b>													
<b>Soft Landscaping &amp; Establishment Key Dates</b>													
KDF0140	Section 8C Works (1473 days) - Landscape Softworks in Area 8	0	0	19-Dec-14	19-Dec-14	-312	Calendar Day						
<b>Preliminaries</b>													
<b>Critical Procurement &amp; Site Delivery</b>													
PRE-PRO-1100A	GRP Roof Panel for Temp Covered Walkway (Type 1)	60	21	15-Jun-14 A	11-Oct-14	1473	Calendar Day						
PRE-PRO-1100B	GRP Roof Panel for Temp Covered Walkway (Type 2)	60	21	15-Jun-14 A	11-Oct-14	1473	Calendar Day						
<b>Section 3 of the Works - Reprovisioning of Government Helipad and Public Toilet</b>													
<b>Outstanding Works</b>													
S3-0070-1499	Reinstatement of armour rock, retaining walls & new covered walkway along Expo Drive East	254	25	11-Aug-12 A	22-Oct-14	1173	HK Working Day						
<b>Section 4A of the Works - Cooling Water Pumping System for Sun Hung Kai Centre (P8)</b>													
<b>Cooling Mains Work above Tunnel Portion &amp; connecting to Pump Station</b>													
S4A-0900	Outstanding Works	365	148	16-Feb-14 A	15-Feb-15	1346	Calendar Day						
<b>Section 4B of the Works - Cooling Water Pumping System for China Resources Building (P9)</b>													
<b>Cooling Mains Work above Tunnel Portion &amp; connecting to Pump Station</b>													
S4B-0900	Outstanding Works	365	10	01-Oct-13 A	30-Sep-14	1484	Calendar Day						
<b>Section 4C of the Works - Cooling Water Pumping System for Great Eagle Centre / Harbour Centre (P7)</b>													
<b>Cooling Mains Work above Tunnel Portion &amp; connecting to Pump Station</b>													
S4C-0900	Outstanding Works	365	61	21-Nov-13 A	20-Nov-14	1433	Calendar Day						
<b>Section 5 of the Works - WSD Salt Water Pumping System</b>													
<b>Salt Water Intake Culvert Construction</b>													
<b>Bay 6 - Bay 18: Ex-Pet Garden &amp; Hung Hing Road</b>													
S5-100-3333	Backfilling to Bay 6 to Bay 11 (2,000m3; 150m3/d)	23	7	20-Apr-13 A	29-Sep-14	-707	HK Working Day						
<b>Overall Testing &amp; Commissioning of Reprovisioned Salt Water Intake System</b>													
S5-0900	Outstanding Works	365	166	06-Mar-14 A	05-Mar-15	1328	Calendar Day						
<b>Section 7 of the Works - Box Culvert N1 &amp; Flood Relief System</b>													
<b>Box Culvert and Flood Relief System Construction</b>													
S7-191212-260	Backfilling for 1050mm FRP installation & Strut Removal	4	4	22-Sep-14	26-Sep-14	-339	HK Working Day						
<b>Works in Area 7</b>													
S7-1700	D-Wall Trimming, Drain Installation & Backfilling to Ground Level (13,500m3; 1,000m3/d)	27	16	05-Sep-14 A	06-Oct-14	-882	Calendar Day						
S7-1800	Completion of Tunnel Portion 1 Backfilling	0	0	05-Sep-14 A	06-Oct-14	-882	Calendar Day						
<b>Transformer Building for Dining Services at Ferry Pier (VO116)</b>													
<b>Civil Works</b>													
S7-TB-2000	Lay 500mm thk. Rubble Mound	2	2	07-Oct-14	08-Oct-14	-907	HK Working Day						
S7-TB-2010	Blinding Layer	1	1	09-Oct-14	09-Oct-14	-907	HK Working Day						
S7-TB-2020	Base Slab Construction (9.3m x 4.9m x 1m thick)	7	7	10-Oct-14	17-Oct-14	-907	HK Working Day						
S7-TB-2030	Concrete Plinth, Side Wall, Beam & Corbel	14	14	21-Oct-14	05-Nov-14	-907	HK Working Day						
S7-TB-2040	Concrete In-Fill at Basement	3	3	10-Nov-14	12-Nov-14	-907	HK Working Day						
S7-TB-2050	Outer Wall & Partition Wall	21	21	13-Nov-14	06-Dec-14	-907	HK Working Day						
S7-TB-2060	Scaffolding Erection & Roof Construction	21	21	08-Dec-14	03-Jan-15	-907	HK Working Day						
S7-TB-2070	Curing	14	14	04-Jan-15	17-Jan-15	-1131	Calendar Day						
S7-TB-2080	Formwork Removal & Scaffolding Dismantling	4	4	19-Jan-15	22-Jan-15	-907	HK Working Day						
<b>E&amp;M Works</b>													
S7-TB-4100	22kV Cable across HHR to Transformer Building by HEC	45	45	07-Oct-14	20-Nov-14	-1016	Calendar Day						
<b>Section 8A of the Works - Reprovisioning of Wan Chai Ferry Pier in Area 8</b>													
<b>ABWF &amp; E&amp;M Installation</b>													
<b>Roof</b>													
S8A-BS-4010	E&M Installation	212	30	10-Sep-13 A	20-Oct-14	1464	Calendar Day						
<b>Works in Area 8 - ABWF Works at Observation Deck of Ferry Pier</b>													
S8B-FP-01100	Roof Finishes & Misc. ABWF Installation	120	30	28-Oct-13 A	20-Oct-14	1464	Calendar Day						
S8B-FP-01300	Handrail & Glass Balustrade Installation	45	7	21-Dec-13 A	27-Sep-14	1487	Calendar Day						
<b>Section 9B of the Works - CWB Tunnel Structure (CH3400 - CH3796)</b>													
<b>Tunnel Portion 2 (CH3425-CH3500)</b>													
<b>Foundation</b>													
S9B-T2-1125	Installation of Pump Test Equipment	77	24	11-Jun-14 A	21-Oct-14	117	HK Working Day						
S9B-T2-1130	Tunnel portion 2 Pump Test	35	12	11-Jun-14 A	07-Oct-14	147	Calendar Day						
<b>CWB Structural Works</b>													
S9B-T2-2000	Tunnel portion 2 ELSW excavation (62,500m3; 500m3/d)	125	105	06-Aug-14 A	27-Jan-15	-9	HK Working Day						
<b>Tunnel Portion 3 &amp; Tunnel Portion 4 (CH3630-CH3790)</b>													
<b>Foundation</b>													
<b>Stage 2 - Southern Wall after HHR Flyover Diversion (Stage 1) (C130A-P131; P144-C154)</b>													
S9B-T34-1230C	Pre-grouting & Guidewall for P147-P154	28	14	11-Feb-14 A	04-Oct-14	-271	Calendar Day						



CHUN WO - CRGL JOINT VENTURE

- █ Remaining Work
- █ Actual Work
- █ Summary Bar
- █ Critical Remaining Work
- ◆ Milestone

**CEDD CONTRACT NO. HK/2009/02**  
**Wan Chai Development Phase II - Central-Wan Chai Bypass at Wan Chai East (Contract 2)**  
**3-MONTH ROLLING PROGRAMME (dd 20-Sep-14)**

Date	Revision	Checked	Approved
20-Sep-14	3MRP		
20-Feb-14	Baseline Prog		



Activity ID	Activity Name	OD	RD	Start	Finish	Total Float	Calendar	2014					2015
								Sep 57	Oct 58	Nov 59	Dec 60	Jan 61	
S9B-T34-1260B	Bored Pile Construction (PS30-PS32; 14d/pile; 1 Rig)	42	14	07-Aug-14 A	04-Oct-14	-229	Calendar Day						
S9B-T34-1250C	D-wall Construction along HHR slow lane (P147-C152, C154; 6d/Panel)	42	42	04-Jan-15	14-Feb-15	-362	Calendar Day						
<b>Stage 3 - Northern Wall after TWCR4 Reclamation (C88-C105)</b>													
S9B-T34-1435C	D-Wall Plant Mobilization after HHR Stage 2	21	21	21-Sep-14	11-Oct-14	-362	Calendar Day						
S9B-T34-1430C	D-wall Construction at TWCR4 (C88-P94; P101-C105; 6d/Panel)	84	84	12-Oct-14	03-Jan-15	-362	Calendar Day						
<b>Stage 4 - Southern Wall after HHR Flyover Diversion (Stage 2) (P132-P143)</b>													
S9B-T34-1600	Complete Removal of Approach Ramp of Existing HHR Flyover	0	0	22-Oct-14		-438	Calendar Day						
S9B-T34-1610	Pre-drilling at HHR Flyover	26	26	22-Oct-14	16-Nov-14	-438	Calendar Day						
S9B-T34-1620	Pre-grouting at HHR Flyover	21	21	17-Nov-14	07-Dec-14	-389	Calendar Day						
S9B-T34-1630	Guide Wall construction at HHR Flyover	21	21	17-Nov-14	07-Dec-14	-389	Calendar Day						
S9B-T34-1650	Bored Pile Construction (PS34-PS38; 14d/pile; 1 Rig)	70	70	17-Nov-14	25-Jan-15	-438	Calendar Day						
<b>Temp Works for HHR Flyover Diversion (Stage 2)</b>													
<b>At-Grade Roadworks</b>													
S9B-TTA-4500	Demolish of Approach Ramp of Existing HHR Flyover for D-Wall Construction	24	24	22-Sep-14	21-Oct-14	-352	HK Working Day						
S9B-TTA-4600	Utility Diversion for D-Wall near Existing HHR Flyover Approach Ramp	35	35	22-Sep-14	26-Oct-14	-368	Calendar Day						
<b>Section 11 of the Works - Remainder of Works</b>													
<b>Marine Works at WCR3</b>													
S11-R3-1000	Demolition of Existing Ferry Pier	60	59	30-Aug-14 A	01-Dec-14	-314	HK Working Day						
S11-R3-1100	Mobilisation of Dredger of 1st Stage Dredging	2	2	21-Sep-14	22-Sep-14	-413	Calendar Day						
S11-R3-0500A	Fabrication of Caisson Seawalls for WCR3 Reclamation (1st Stage - 2 Nos.)	60	60	21-Sep-14	19-Nov-14	-407	Calendar Day						
S11-R3-1200	1st Stage Dredging at Permanent Seawall Area by Night Work (60,000m3 @ 2,000m3/d)	30	30	23-Sep-14	29-Oct-14	-333	Working Day						
S11-R3-1300	1st Stage Rockfilling for Seawall by Night Work (24,000m3 @ 1000m3/d)	24	24	29-Oct-14	22-Nov-14	-415	Calendar Day						
S11-R3-0500B	Fabrication of Caisson Seawalls for WCR3 Reclamation (2nd Stage - 3 Nos.)	90	90	20-Nov-14	17-Feb-15	-407	Calendar Day						
S11-R3-1400	Placing leveling stones to -6.0mPD (1500m2 @ 40m2/d)	38	38	22-Nov-14	30-Dec-14	-415	Calendar Day						
S11-R3-1600	2nd Stage Dredging except the Existing Wan Chai Ferry Pier (20,000m3 @ 1,000m3/d)	20	20	02-Dec-14	21-Dec-14	-390	Calendar Day						
S11-R3-1500	Installation of Permanent Seawall (3 nos.) & Rockfilling behind seawall	16	16	30-Dec-14	15-Jan-15	-415	Calendar Day						
S11-R3-1700	Reclamation from -14 mPD to -2.0mPD by Hopper (121,000m3 @ 3,000m3/d)	41	41	15-Jan-15	25-Feb-15	-415	Calendar Day						
<b>Soft Landscaping &amp; Establishment Works</b>													
<b>Section 8C of the Works - Landscape Softworks in Area 8</b>													
S8C-0010	Carry out landscape soft work on new ferry pier	90	90	21-Sep-14	19-Dec-14	-312	Calendar Day						
<b>Section 8D of the Works - Establishment Works in Area 8</b>													
S8D-0010	Carry out establishment work on new ferry pier	365	365	20-Dec-14	19-Dec-15	-312	Calendar Day						
<b>Section 12 of the Works - Protection and Preservation of Existing Trees</b>													
S12-0010	Protection and preservation of existing trees	2375	707	24-Feb-10 A	27-Aug-16	0	Calendar Day						



**CEDD CONTRACT NO. HK/2009/02**  
**Wan Chai Development Phase II - Central-Wan Chai Bypass at Wan Chai East (Contract 2)**  
**3-MONTH ROLLING PROGRAMME (dd 20-Sep-14)**

Date	Revision	Checked	Approved
20-Sep-14	3MRP		
20-Feb-14	Baseline Prog		



Activity ID	Activity Name	Orig Dur	Early Start	Early Finish	Total Float	Calendar	Activity % Complete	2014				2015
								Sep	Oct	Nov	Dec	Jan
<b>HK/2012/08 3M Rolling Programme [Sep 2014 to Nov 2014] based on Rev.3/1 (DD 01Sep14)</b>												
<b>Key Dates and Milestone Dates</b>												
<b>Sections of Works Completion (Updated to EOT Order No.3)</b>												
KD10920	Completion of Section VIB	0		04-Sep-14*	0	C3 - 7D w/o holiday	0%					
<b>Planned Sections of Works Completion</b>												
KD10180	Planned Section VIB Completion - Demolish Pump House	0		04-Sep-14	0	C3 - 7D w/o holiday	0%					
<b>Dredging and Reclamation</b>												
<b>Marine Work Construction</b>												
<b>Dredging</b>												
<b>Dredging - Zone D</b>												
MAR11880	Zone D - Remove existing rock armour [S8-S11]	65	16-Apr-14 A	07-Nov-14	28	C3 - 7D w/o holiday	0%					
MAR11900	Zone D - dredging [R8-R10] for caisson 2F, 1C and 1A	22	02-Dec-13 A	11-Oct-14	192	C3 - 7D w/o holiday	0%					
MAR11910	Zone D - dredging [R11-R12] for caisson 2 and 1A-L	2	05-Oct-14	06-Oct-14	28	C3 - 7D w/o holiday	0%					
MAR12685	Zone D - Final Hydrographic Survey [R11-R12]	6	07-Oct-14	13-Oct-14	24	C3 - 6D w/ holiday	0%					
<b>Seawall Construction</b>												
<b>Seawall Construction - Zone D</b>												
MAR11835	Zone D - fill rock mound for Seawall 1C	8	03-Oct-14	10-Oct-14	0	C3 - 7D w/o holiday	0%					
MAR11837	Zone D - lay toe block and level stone for Seawall 1C	12	11-Oct-14	22-Oct-14	0	C3 - 7D w/o holiday	0%					
MAR11839	Zone D - fill temp. rock bund at Seawall 1C - fill rock to +4.0mPD	6	18-Nov-14	23-Nov-14	0	C3 - 7D w/o holiday	0%					
MAR11841	Zone D - fill rock mound for Seawall 1A	8	01-Oct-14	08-Oct-14	45	C3 - 7D w/o holiday	0%					
MAR11842	Zone D - lay toe block and level stone for Seawall 1A	12	09-Oct-14	20-Oct-14	45	C3 - 7D w/o holiday	0%					
MAR11843	Zone D - fill rock mound for Seawall 2	8	01-Oct-14	08-Oct-14	84	C3 - 7D w/o holiday	0%					
MAR11844	Zone D - lay toe block and level stone for Seawall 2	20	09-Oct-14	31-Oct-14	74	C3 - 6D w/ holiday	0%					
MAR11885	Zone D - deliver and Install Caisson Seawall 2F	5	30-Aug-14 A	04-Sep-14	0	C3 - 7D w/o holiday	20%					
MAR11886	Zone D - Caisson Seawall 2F - grouting to recess between piles & base slab and remove buoyancy tanks	28	05-Sep-14	02-Oct-14	20	C3 - 7D w/o holiday	0%					
MAR11888	Zone D - Caisson Seawall 2F - fill type A rockfill (-10mPD to +1.3mPD)	20	03-Oct-14	25-Oct-14	17	C3 - 6D w/ holiday	0%					
MAR11890	Zone D - Caisson Seawall 2F - lay geotextile and filter (-10mPD to +1.3mPD)	7	27-Oct-14	03-Nov-14	17	C3 - 6D w/ holiday	0%					
MAR11940	Zone D - deliver and Install Caisson Seawall 1C	3	23-Oct-14	25-Oct-14	0	C3 - 6D w/ holiday	0%					
MAR11945	Zone D - Caisson Seawall 1C - fill type A rockfill (-10mPD to +1.3mPD)	13	27-Oct-14	10-Nov-14	0	C3 - 6D w/ holiday	0%					
MAR11947	Zone D - Caisson Seawall 1C - lay geotextile and filter (-10mPD to +1.3mPD)	6	11-Nov-14	17-Nov-14	0	C3 - 6D w/ holiday	0%					
MAR11950	Zone D - complete fabrication of Caisson Seawall 1A and ready for delivery	0		17-Oct-14*	0	C3 - 6D w/ holiday	0%					
MAR11960	Zone D - deliver and Install Caisson Seawall 1A	3	06-Nov-14	08-Nov-14	25	C3 - 6D w/ holiday	0%					
MAR11980	Zone D - deliver and Install Caisson Seawall 2	3	30-Nov-14	02-Dec-14	61	C3 - 7D w/o holiday	0%					
MAR12020	Zone D - complete fabrication of Caisson Seawall 1A-L and ready for delivery	0		25-Nov-14*	0	C3 - 6D w/ holiday	0%					
<b>Filling</b>												
<b>Filling - Zone D</b>												
MAR12040	Zone D - Sorted Public Fill up to +2.5mPD (south area behind caisson 2F and 1C)	19	24-Nov-14	15-Dec-14	0	C3 - 6D w/ holiday	0%					

Data Date: 01-Sep-14

- Current Milestone
- Actual Work
- Critical Remaining Work
- Remaining Work
- Remaining Level of Effort

### 3-Month Rolling Programme (Sep 2014 to Nov 2014) (For Non-CRIII Area)

Date	Revision	Checked	Approved
01-Sep-14	Rev. 3/1		



Activity ID	Activity Name	Orig Dur	Early Start	Early Finish	Total Float	Calendar	Activity % Complete	2014				2015
								Sep	Oct	Nov	Dec	Jan
<b>Works for Section Completion</b>												
<b>Construction</b>												
<b>Section II - MVB Structure</b>												
<b>Section II - MVB Substructure - Design, Submission and Approval</b>												
SII10180	Sec II - MVB - MS for pumping test - prepare and submit to ICE	2	16-Oct-14	17-Oct-14	24	C3 - 7D w/o holiday	0%					
SII10200	Sec II - MVB - MS for pumping test - ICE check & issue cert	14	18-Oct-14	31-Oct-14	24	C3 - 7D w/o holiday	0%					
SII10220	Sec II - MVB - MS for pumping test - Eng comment and approve	28	01-Nov-14	28-Nov-14	24	C3 - 7D w/o holiday	0%					
SII10280	Sec II - MVB - Temp work design for bulk exc & ELS - Eng comment and approve	28	07-Jul-14 A	06-Sep-14	134	C3 - 7D w/o holiday	78.57%					
SII12321	Sec II - MVB - Temp works for ELS & bulk exc - Prepare tender and sub-contract	120	23-Jun-14 A	30-Nov-14	49	C3 - 7D w/o holiday	24.17%					
SII12322	Sec II - MVB - Temp works for ELS & bulk exc - Award of sub-contract	0		30-Nov-14	49	C3 - 7D w/o holiday	0%					
<b>MVB Substructure - Diaphragm Wall and Sheetpile Wall</b>												
SII10440	Sec II - MVB - predrilling and ground pretreatment for Dwall	158	17-Mar-14 A	29-Nov-14	1227	C3 - 6D w/ holiday	52.53%					
SII10480	Sec II - MVB A - construct Dwall [P1-P12, P34-P40] (1.5m thk on rock)	177	28-May-14 A	05-Dec-14	0	C3 - 6D w/ holiday	54.8%					
SII10500	Sec II - MVB A - contact grout / fissure grout / install pumping well	54	14-Oct-14	15-Dec-14	6	C3 - 6D w/ holiday	0%					
SII10540	Sec II - MVB B - construct Dwall [P13-P33] (1.5m thk on rock)	187	16-Apr-14 A	04-Dec-14	10	C3 - 6D w/ holiday	57.75%					
SII10560	Sec II - MVB B - contact grout / fissure grout / install pumping well	54	14-Oct-14	15-Dec-14	6	C3 - 6D w/ holiday	0%					
SII10590	Sec II - MVB A&B - grout curtain and fissure grout	56	13-Oct-14	16-Dec-14	7	C3 - 6D w/ holiday	0%					
SII10624	Sec II - SCL Enabling Works - Construct Guide Wall - CW2	4	18-Sep-14	22-Sep-14	6	C3 - 6D w/ holiday	0%					
SII10638	Sec II - SCL Enabling Works - construct Dwall - CW2 [1 panel] (1.5m thk)	18	23-Sep-14	15-Oct-14	6	C3 - 6D w/ holiday	0%					
<b>MVB Substructure - Diaphragm Wall - Construction Sequences</b>												
<b>Group 1</b>												
SII-10150	Sec II - MVB - Dwall P31	21	25-Aug-14 A	17-Sep-14	17	C3 - 6D w/ holiday	33.33%					
SII-10160	Sec II - MVB - Dwall P18	20	08-Sep-14	03-Oct-14	17	C3 - 6D w/ holiday	0%					
SII-10170	Sec II - MVB - Dwall P24	18	23-Sep-14	15-Oct-14	17	C3 - 6D w/ holiday	0%					
SII-10180	Sec II - MVB - Dwall P25	20	20-Oct-14	11-Nov-14	17	C3 - 6D w/ holiday	0%					
SII-10190	Sec II - MVB - Dwall P26	17	13-Nov-14	02-Dec-14	17	C3 - 6D w/ holiday	0%					
<b>Group 2</b>												
SII-10290	Sec II - MVB - Dwall P27	23	11-Aug-14 A	05-Sep-14	15	C3 - 6D w/ holiday	78.26%					
SII-10300	Sec II - MVB - Dwall P22	21	20-Oct-14	12-Nov-14	15	C3 - 6D w/ holiday	0%					
SII-10310	Sec II - MVB - Dwall P23	19	13-Nov-14	04-Dec-14	15	C3 - 6D w/ holiday	0%					
<b>Group 3</b>												
SII-11380	Sec II - MVB - Dwall P31	23	22-Aug-14 A	17-Sep-14	69	C3 - 6D w/ holiday	39.13%					
SII-11400	Sec II - MVB - Dwall P32	11	18-Sep-14	30-Sep-14	69	C3 - 6D w/ holiday	0%					
<b>Group 4</b>												
SII-10390	Sec II - MVB - Dwall P2	21	11-Aug-14 A	05-Sep-14	14	C3 - 6D w/ holiday	76.19%					
SII-10400	Sec II - MVB - Dwall P35	20	29-Aug-14 A	25-Sep-14	14	C3 - 6D w/ holiday	0%					
SII-10410	Sec II - MVB - Dwall P06 (seawall)	20	04-Aug-14 A	12-Sep-14	14	C3 - 6D w/ holiday	50%					
SII-10420	Sec II - MVB - Dwall P41	16	16-Sep-14	06-Oct-14	14	C3 - 6D w/ holiday	0%					
SII-10430	Sec II - MVB - Dwall P3	19	19-Sep-14	13-Oct-14	14	C3 - 6D w/ holiday	0%					
SII-10440	Sec II - MVB - Dwall P12	13	30-Sep-14	16-Oct-14	14	C3 - 6D w/ holiday	0%					
SII-10450	Sec II - MVB - Dwall P09	17	29-Sep-14	20-Oct-14	14	C3 - 6D w/ holiday	0%					



Activity ID	Activity Name	Orig Dur	Early Start	Early Finish	Total Float	Calendar	Activity % Complete	2014				2015
								Sep	Oct	Nov	Dec	Jan
SII-10460	Sec II - MVB - Dwall P40	19	07-Oct-14	28-Oct-14	14	C3 - 6D w/ holiday	0%					
SII-10470	Sec II - MVB - Dwall P05 (seawall)	11	21-Oct-14	01-Nov-14	14	C3 - 6D w/ holiday	0%					
SII-10480	Sec II - MVB - Dwall P34	18	17-Oct-14	06-Nov-14	14	C3 - 6D w/ holiday	0%					
SII-10490	Sec II - MVB - Dwall P12A	23	22-Oct-14	17-Nov-14	14	C3 - 6D w/ holiday	0%					
SII-10492	Sec II - MVB - Dwall P7	14	03-Nov-14	18-Nov-14	14	C3 - 6D w/ holiday	0%					
SII-10494	Sec II - MVB - Dwall P39	23	30-Oct-14	25-Nov-14	14	C3 - 6D w/ holiday	0%					
SII-10496	Sec II - MVB - Dwall P33	24	06-Nov-14	03-Dec-14	14	C3 - 6D w/ holiday	0%					
SII-10500	Sec II - MVB - Dwall P4	15	19-Nov-14	05-Dec-14	14	C3 - 6D w/ holiday	0%					
<b>MVB Substructure - Bored Pile and Prebored H-Pile</b>												
SII10320	Sec II - MVB A&B - Predrilling for bored pile	90	10-May-14 A	15-Sep-14	52	C3 - 6D w/ holiday	86.67%					
SII10340	Sec II - MVB A&B - Construct bored piles	146	26-Jun-14 A	17-Dec-14	4	C3 - 6D w/ holiday	38.36%					
SII10360	Sec II - MVB A&B - bored pile sonic test, interface core & full core	90	11-Sep-14	29-Dec-14	16	C3 - 6D w/ holiday	0%					
<b>MVB Substructure - Bored Pile - Construction Sequences</b>												
<b>Group 1</b>												
SII-11040	Ssec II - MVB - Bored Pile BC2-B	14	01-Sep-14	17-Sep-14	10	C3 - 6D w/ holiday	0%					
SII-11050	Ssec II - MVB - Bored Pile BC4-B	15	06-Sep-14	24-Sep-14	10	C3 - 6D w/ holiday	0%					
SII-11060	Ssec II - MVB - Bored Pile BC1-A	16	26-Sep-14	16-Oct-14	10	C3 - 6D w/ holiday	0%					
SII-11070	Ssec II - MVB - Bored Pile BC5	15	06-Oct-14	22-Oct-14	10	C3 - 6D w/ holiday	0%					
SII-11080	Ssec II - MVB - Bored Pile BC3-B	15	24-Oct-14	10-Nov-14	10	C3 - 6D w/ holiday	0%					
SII-11200	Ssec II - MVB - Bored Pile BC7	15	30-Oct-14	15-Nov-14	10	C3 - 6D w/ holiday	0%					
SII-11210	Ssec II - MVB - Bored Pile BC9	15	18-Nov-14	04-Dec-14	10	C3 - 6D w/ holiday	0%					
SII-11240	Ssec II - MVB - Bored Pile BC18	15	24-Nov-14	10-Dec-14	10	C3 - 6D w/ holiday	0%					
<b>Group 2</b>												
SII-11100	Ssec II - MVB - Bored Pile BC10	15	20-Aug-14 A	06-Sep-14	4	C3 - 6D w/ holiday	60%					
SII-11110	Ssec II - MVB - Bored Pile BC6	15	29-Aug-14 A	11-Sep-14	4	C3 - 6D w/ holiday	40%					
SII-11120	Ssec II - MVB - Bored Pile BC14	13	13-Sep-14	27-Sep-14	4	C3 - 6D w/ holiday	0%					
SII-11130	Ssec II - MVB - Bored Pile BC3-A	13	19-Sep-14	06-Oct-14	4	C3 - 6D w/ holiday	0%					
SII-11140	Ssec II - MVB - Bored Pile BC16	15	08-Oct-14	24-Oct-14	4	C3 - 6D w/ holiday	0%					
SII-11150	Ssec II - MVB - Bored Pile BC8	14	14-Oct-14	29-Oct-14	4	C3 - 6D w/ holiday	0%					
SII-11160	Ssec II - MVB - Bored Pile BC17	15	31-Oct-14	17-Nov-14	4	C3 - 6D w/ holiday	0%					
SII-11170	Ssec II - MVB - Bored Pile BC11	15	06-Nov-14	22-Nov-14	4	C3 - 6D w/ holiday	0%					
SII-11180	Ssec II - MVB - Bored Pile BC15	15	25-Nov-14	11-Dec-14	4	C3 - 6D w/ holiday	0%					
<b>Section II A - CWB Tunnel &amp; Slip Road Structures and Facilities</b>												
<b>Section II A - CWB Tunnel - Design, Submission and Approval</b>												
SIIA10500	CWB Tunnel - Temp work design for bulk exc & ELS - ICE check & issue check cert	26	17-Apr-14 A	26-Sep-14	149	C3 - 7D w/o holiday	0%					
SIIA10520	CWB Tunnel - Temp work design for bulk exc & ELS - Eng comment & approve	26	24-Apr-14 A	26-Sep-14	149	C3 - 7D w/o holiday	10%					
<b>CWB CRIII &amp; A1</b>												
<b>CWB CRIII &amp; A1 - Dwall and Pile Construction</b>												
SIIA11060	Sec II A - CWB A1 - predrilling for Dwall and piles	55	23-Jun-14 A	07-Oct-14	23	C3 - 6D w/ holiday	47.27%					
SIIA11080	Sec II A - CWB A1 - carry out ground pretreatment for Dwall	60	19-Jul-14 A	27-Sep-14	23	C3 - 6D w/ holiday	61.67%					
SIIA11100	Sec II A - CWB A1 - construct Guide Wall	48	09-Aug-14 A	07-Oct-14	23	C3 - 6D w/ holiday	39.58%					



Activity ID	Activity Name	Orig Dur	Early Start	Early Finish	Total Float	Calendar	Activity % Complete	2014				2015	
								Sep	Oct	Nov	Dec	Jan	
SIIA11120	Sec II A - CWB A1 - construct temporary DWall and temp bulk head wall	76	30-Aug-14 A	01-Dec-14	0	C3 - 6D w/ holiday	0%	[Red bar from Sep to Dec]					
SIIA11140	Sec II A - CWB A1 - Construct pre-bored H-pile	85	13-Sep-14	23-Dec-14	0	C3 - 6D w/ holiday	0%	[Red bar from Sep to Dec]					
SIIA11180	Sec II A - CWB A1 - D-wall grout curtain / contact grout	45	17-Oct-14	08-Dec-14	13	C3 - 6D w/ holiday	0%		[Green bar from Oct to Dec]				
SIIA11220	Sec II A - CWB A1 - D-wall Sonic test	60	27-Sep-14	08-Dec-14	13	C3 - 6D w/ holiday	0%		[Green bar from Sep to Dec]				
SIIA11240	Sec II A - CWB A1 - install dewater/ recharge / observation well	25	17-Nov-14	15-Dec-14	7	C3 - 6D w/ holiday	0%			[Green bar from Nov to Dec]			
<b>CWB A2 &amp; B</b>													
<b>CWB A2 &amp; B - Dwall Construction</b>													
SIIA11460	Sec II A - CWB B: Predrilling for Dwall & piles	75	06-Aug-14 A	04-Nov-14	5	C3 - 6D w/ holiday	29.33%	[Green bar from Aug to Nov]					
SIIA11480	Sec II A - CWB B: ground treatment	60	08-Sep-14	19-Nov-14	5	C3 - 6D w/ holiday	0%	[Green bar from Sep to Nov]					
SIIA11500	Sec II A - CWB B: construct Guide Wall	30	08-Sep-14	15-Oct-14	5	C3 - 6D w/ holiday	0%	[Green bar from Sep to Oct]					
SIIA11520	Sec II A - CWB B: Construct DWall and barrette (1.2m thk on rock) in Relieve Measure Area	83	10-Sep-14	17-Dec-14	5	C3 - 6D w/ holiday	0%	[Green bar from Sep to Dec]					
SIIA11580	Sec II A - CWB B: Dwall sonic test / interface core	120	31-Oct-14	28-Mar-15	62	C3 - 6D w/ holiday	0%		[Green bar from Oct to Mar]				
SIIA11600	Sec II A - CWB B: Dwall grout curtain / contact grout	120	31-Oct-14	28-Mar-15	62	C3 - 6D w/ holiday	0%		[Green bar from Oct to Mar]				
SIIA13340	Sec II A - CWB A2(1): Predrilling for Dwall & piles	54	25-Sep-14	28-Nov-14	36	C3 - 6D w/ holiday	0%		[Green bar from Sep to Nov]				
SIIA13360	Sec II A - CWB A2(1): ground pretreatment	46	04-Oct-14	26-Nov-14	36	C3 - 6D w/ holiday	0%		[Green bar from Oct to Nov]				
SIIA13380	Sec II A - CWB A2(1): Guide Wall	60	05-Nov-14	16-Jan-15	36	C3 - 6D w/ holiday	0%			[Green bar from Nov to Jan]			
<b>CWB C</b>													
<b>CWB C - Dwall Construction</b>													
SIIA11880	Sec II A - CWB CW: Predrilling for Dwall & piles	70	04-Aug-14 A	06-Oct-14	35	C3 - 6D w/ holiday	60%	[Green bar from Aug to Oct]					
SIIA11900	Sec II A - CWB CW: ground Pre-treatment	70	01-Sep-14	24-Nov-14	35	C3 - 6D w/ holiday	0%	[Green bar from Sep to Nov]					
SIIA11920	Sec II A - CWB CW: Guide Wall	60	19-Sep-14	29-Nov-14	35	C3 - 6D w/ holiday	0%		[Green bar from Sep to Nov]				
SIIA12960	Sec II A - CWB CE: Predrilling for Dwall	90	28-Jul-14 A	15-Oct-14	102	C3 - 6D w/ holiday	60%	[Green bar from Jul to Oct]					
SIIA15000	Sec II A - CWB CE: extract existing pipe pile	52	01-Nov-14	03-Jan-15	136	C3 - 6D w/ holiday	0%			[Green bar from Nov to Jan]			
<b>CWB C - Exhaust Duct</b>													
SIIA12820	Sec II A - Exhaust Duct at Slip Rd3: Predrilling for Piles	26	16-Oct-14	14-Nov-14	260	C3 - 6D w/ holiday	0%		[Green bar from Oct to Nov]				
<b>Section VI A - Box Culvert La, L1 &amp; FRP-L Construction</b>													
<b>Sec VI A - Box Culvert La bay 1-3 and Roadwork</b>													
<b>Box Culvert La Bay 1-3</b>													
CUL10480	Sec VI A - Area 1 - Culvert L bay 1-3 - excavation and ELS installation	90	14-Mar-14 A	06-Sep-14	-27	C3 - 6D w/ holiday	93.33%						
CUL10540	Sec VI A - Area 1 - Culvert L bay 1-3 - construct bay 3 - wall	9	25-Aug-14 A	10-Sep-14	-61	C3 - 6D w/ holiday	11.11%	[Red bar]					
CUL10560	Sec VI A - Area 1 - Culvert L bay 1-3 - construct bay 3 - top slab	8	11-Sep-14	19-Sep-14	-55	C3 - 6D w/ holiday	0%	[Red bar]					
CUL10570	Sec VI A - Area 1 - Culvert L bay 3 wall and roof slab - curing, backfill and remove upper layer of strut	9	20-Sep-14	30-Sep-14	-55	C3 - 6D w/ holiday	0%	[Red bar]					
CUL10600	Sec VI A - Area 1 - Culvert L bay 1-3 - construct bay 2 - base slab	6	03-Oct-14	09-Oct-14	-55	C3 - 6D w/ holiday	0%		[Red bar]				
CUL10610	Sec VI A - Area 1 - Culvert L bay 2 base slab - curing, backfill and remove upper layer of strut	5	10-Oct-14	15-Oct-14	-55	C3 - 6D w/ holiday	0%		[Red bar]				
CUL10620	Sec VI A - Area 1 - Culvert L bay 1-3 - construct bay 2 - wall	8	16-Oct-14	24-Oct-14	-53	C3 - 6D w/ holiday	0%		[Red bar]				
CUL10640	Sec VI A - Area 1 - Culvert L bay 1-3 - construct bay 2 - top slab	8	21-Oct-14	29-Oct-14	-53	C3 - 6D w/ holiday	0%		[Red bar]				
CUL10650	Sec VI A - Area 1 - Culvert L bay 2 wall and top slab - curing, backfill and remove upper layer of strut	9	30-Oct-14	08-Nov-14	-52	C3 - 6D w/ holiday	0%		[Red bar]				
CUL10660	Sec VI A - Area 1 - Culvert L bay 1-3 - construct bay 1 - base slab	6	14-Oct-14	20-Oct-14	-55	C3 - 6D w/ holiday	0%		[Red bar]				
CUL10670	Sec VI A - Area 1 - Culvert L bay 1 base slab - curing, backfill and remove upper layer of strut	5	21-Oct-14	25-Oct-14	-55	C3 - 6D w/ holiday	0%		[Red bar]				
CUL10675	Sec VI A - Area 1 - Culvert L bay 1 invert slab connected to existing culvert	5	27-Oct-14	31-Oct-14	-55	C3 - 6D w/ holiday	0%		[Red bar]				
CUL10680	Sec VI A - Area 1 - Culvert L bay 1-3 - construct bay 1 - wall	9	01-Nov-14	11-Nov-14	-55	C3 - 6D w/ holiday	0%		[Red bar]				



Activity ID	Activity Name	Calendar	Original Duration	Start	Finish	Total Float	2015				2016		
							Q4	Q1	Q2	Q3	Q4	Q1	Q2
<b>HY/2009/15 - Works Programme Rev. M (DD:20-Sep-12)</b>													
<b>Works in East Ventilation Adit - Based on Alternative Method</b>													
<b>Reinstatement of Breakwater</b>													
S3_54840	Reinstatement works -west side	7d/wk-1	60d	21-Feb-14 08 A	30-Sep-14 18	-85d							
S3_60085	Reinstatement works east side	7d/wk-1	60d	31-May-14 08 A	30-Sep-14 18	-85d							
S3_54845	Completion of Section 3 (KD8) in EVA Area (Alternative Method)	7d/wk-2	0d		30-Sep-14 18	-86d							
<b>Works in TS1/TS2 - OHVD and Cable Trough/Maintenance Walkway</b>													
<b>TS2 - OHVD and Cable Trough/Maintenance Walkway</b>													
<b>OHVD Slab and Cable Trough Construction</b>													
S3_6210	TS2 - OHVD/ Cable trough	7d/wk-1	40d	20-May-14 08 A	30-Sep-14 18	-85d							
S3_6212	Completion of Section 3 - TS1/TS2 Area (below -6mpd) KD8)	7d/wk-2	0d		30-Sep-14 18	-86d							
<b>Works in TS4/ME4 Area (Portion 14A, 14B, 15, 23)</b>													
<b>TS4/ME4 - Removal of Temporary Reclamation</b>													
<b>Remaining Works at TZ6</b>													
<b>Stage 4 - Seawall and Reclamation at TZ6</b>													
A-2010	Installation of seawall blocks (Qty: 245 nos.)	7d/wk-2	6d	15-Sep-14 08 A	26-Sep-14 18	-332d							
A-2020	Soil Backfilling up to -2.45mPD (Qty:3,000 cu.m.)	7d/wk-2	2d	25-Sep-14 08	26-Sep-14 18	-332d							
A-2030	Utilities installation for Mined Tunnel	7d/wk-2	1d	27-Sep-14 08	27-Sep-14 18	-332d							
A-2040	Soil backfilling up to ground level (Qty:2,000 cu.m.)	7d/wk-2	2d	28-Sep-14 08	29-Sep-14 18	-332d							
A-2050	Site clearance	7d/wk-2	1d	30-Sep-14 08	30-Sep-14 18	-305d							
A-2060	Handover to MTR	7d/wk-2	0d		30-Sep-14 18	-305d							
<b>Removal of Temporary Reclamation at TS4/ME4</b>													
<b>Stage 5 (Zones A, D &amp; F - TS4-D33 to D-26, SCL2 &amp; ME4-D19 to D13)</b>													
A-3000	D-Wall horizontal cutting (Qty: 62 pcs.)	7d/wk-2	21d	29-Aug-14 08 A	23-Sep-14 18	-340d							
<b>Stage 6 (Zone C - P4, ME4-D12 to ME4-D16 &amp; P3)</b>													
A-3011	Marine removal of temporary reclamation and seawall blocks (Zones C )	7d/wk-2	21d	31-Aug-14 08 A	02-Oct-14 18	-353d							
A-3030	D-Wall vertical cutting (Qty: 15 pcs.)	7d/wk-2	4d	03-Oct-14 08	06-Oct-14 18	-353d							
A-3040	D-Wall horizontal cutting (Qty: 20 pcs.)	7d/wk-2	5d	06-Oct-14 08	10-Oct-14 18	-352d							

1 of 18

- Summary Bar
- Actual Level of Effort
- Actual Work
- Remaining Work
- Critical Remaining Work
- Milestone

China State Construction Engineering (Hong Kong) Ltd

Contract No. HY/2009/15 - Central Wan Chai By Pass - Tunnel ( Causeway Bay Typhoon Shelter Section)

**WORKS PROGRAMME REV. M**

Prepared by William Caluza			
Date	Revision	Checked	Approved
26-Sep...	1st submission		

**中國建築工程(香港)有限公司**  
CHINA STATE CONSTRUCTION ENGINEERING (HONG KONG) LTD.



Activity ID	Activity Name	Calendar	Original Duration	Start	Finish	Total Float	2015					2016				
							Q4	Q1	Q2	Q3	Q4	Q1	Q2	Q3		
<b>Stage 7 (Zones C &amp; E - ME4-D06 to D01, SCL1 &amp; TS4-D25)</b>																
A-4000	Marine removal of temporary reclamation and seawall blocks (Zones C & E)	7d/wk-2	18d	06-Sep-14 08 A	06-Oct-14 18	-353d										
A-3090	Hole coring (Qty: 44 nos)	7d/wk-2	9d	20-Sep-14 08*	28-Sep-14 18	-346d										
A-4010	D-Wall vertical cutting (Qty: 27pcs.)	7d/wk-2	7d	07-Oct-14 08	13-Oct-14 18	-353d										
A-4020	D-Wall horizontal cutting (Qty: 37 pcs.)	7d/wk-2	10d	11-Oct-14 08	20-Oct-14 18	-353d										
<b>Stage 9 (Zone I - TS4-D01 to TS4-D08)</b>																
A-3050	Remaining removal of temporary reclamation (Zone I)	7d/wk-2	28d	29-Aug-14 08 A	01-Oct-14 18	-342d										
A-3060	Hole coring (Qty: 25 nos)	7d/wk-2	5d	02-Oct-14 08	06-Oct-14 18	-342d										
A-3070	D-Wall vertical cutting (Qty: 14 pcs.)	7d/wk-2	3d	07-Oct-14 08	09-Oct-14 18	-342d										
A-3080	D-Wall horizontal cutting (Qty: 24 pcs.)	7d/wk-2	5d	21-Oct-14 08	25-Oct-14 18	-353d										
<b>Stage 8 (Zones G &amp; K - TS4-D24 to TS4-D15)</b>																
A-4040	Relocation of RHKYC floating pontoon	7d/wk-2	5d	22-Sep-14 08*	26-Sep-14 18	-338d										
A-4050	Hole coring (Qty: 27 nos)	7d/wk-2	6d	29-Sep-14 08	04-Oct-14 18	-346d										
A-4060	Marine removal of temporary reclamation and seawall blocks (Zone G & K)	7d/wk-2	14d	11-Oct-14 08	24-Oct-14 18	-352d										
A-4070	D-Wall vertical cutting (Qty: 18pcs.)	7d/wk-2	4d	25-Oct-14 08	28-Oct-14 18	-352d										
A-4080	D-Wall horizontal cutting (Qty: 25 pcs.)	7d/wk-2	7d	26-Oct-14 08	01-Nov-14 18	-352d										
<b>Stage 10 (Zone J - TS4-D09 to TS4-D14)</b>																
A-4090	Land removal of temporary reclamation (Zone J)	7d/wk-2	10d	07-Oct-14 08	16-Oct-14 18	-344d										
A-5000	Hole coring (Qty: 32 nos)	7d/wk-2	7d	17-Oct-14 08	23-Oct-14 18	-340d										
A-5010	Marine removal of temporary reclamation (Zone J)	7d/wk-2	7d	26-Oct-14 08	01-Nov-14 18	-353d										
A-5020	D-Wall vertical cutting (Qty: 20 pcs.)	7d/wk-2	5d	02-Nov-14 08	06-Nov-14 18	-353d										
A-5030	D-Wall horizontal cutting (Qty: 26 pcs.)	7d/wk-2	7d	04-Nov-14 08	10-Nov-14 18*	-353d										
<b>Stage 13 - Phase 3 Mooring</b>																
A-5050	Final trimming of sea bed level	7d/wk-2	4d	02-Nov-14 08	05-Nov-14 18	-347d										
A-5060	Phase 3 Mooring	7d/wk-2	6d	06-Nov-14 08	11-Nov-14 18	-347d										
A-5040	Reinstatement of existing seawall (Zones I & J)	7d/wk-2	7d	11-Nov-14 08	17-Nov-14 18	-353d										
<b>Stage 12 - Re-provisioning of Jetty</b>																
S6_5258	Provision of Mobile Crane (until permanent re-provision of Jetty is completed)	7d/wk-1	160d	20-Feb-14 08 A	30-Dec-14 18	-335d										
A-6010	BA8 submission and consent for commencement of superstructure	7d/wk-2	28d	20-Sep-14 08 A	16-Oct-14 18	-336d										

- Summary Bar
- Actual Level of Effort
- Actual Work
- Remaining Work
- Critical Remaining Work
- Milestone

2 of 18

China State Construction Engineering (Hong Kong) Ltd

Contract No. HY/2009/15 - Central Wan Chai By Pass - Tunnel ( Causeway Bay Typhoon Shelter Section)

**WORKS PROGRAMME REV. M**

Prepared by William Caluza			
Date	Revision	Checked	Approved
26-Sep...	1st submission		



**中國建築工程(香港)有限公司**  
CHINA STATE CONSTRUCTION ENGINEERING (HONG KONG) LTD.



Activity ID	Activity Name	Calendar	Original Duration	Start	Finish	Total Float	2015				2016								
							Q4	Q1	Q2	Q3	Q4	Q1	Q2	Q3					
A-6012	Submission of performance report	7d/wk-2	1d	25-Oct-14 08*	25-Oct-14 18	-286d													
A-6020	Erection of working platform for jetty beams and reinstate the floating portoon	7d/wk-2	10d	02-Nov-14 08	11-Nov-14 18	-352d													
A-6040	BA10 submission for authorized signatory and subcontractor	7d/wk-2	1d	12-Nov-14 08	12-Nov-14 18	-304d													
A-6030	Jetty beams construction	7d/wk-2	14d	12-Nov-14 08	25-Nov-14 18	-352d													
A-6052	Construction of floating pontoon	7d/wk-2	14d	26-Nov-14 08	09-Dec-14 18	-331d													
A-6050	BA13 submission + 14-day cube test results	7d/wk-2	28d	26-Nov-14 08	23-Dec-14 18	-352d													
A-6060	E&M and accessories installation	7d/wk-2	7d	24-Dec-14 08	30-Dec-14 18	-352d													
A-6070	Handover to RHKYC	7d/wk-2	1d	31-Dec-14 08	31-Dec-14 18	-352d													
<b>Stage 11 - Construction of TZ4</b>																			
A-6080	South side - laying rockfill and levelling stone (Qty: 1,550 cu.m)	7d/wk-2	12d	24-Sep-14 08	05-Oct-14 18	-339d													
A-6090	South side - install seawall blocks (Qty: 255 nos.)	7d/wk-2	6d	06-Oct-14 08	11-Oct-14 18	-339d													
A-7000	South side - general fill (Qty: 2,000 cu.m.)	7d/wk-2	2d	12-Oct-14 08	13-Oct-14 18	-339d													
A-7010	North side - laying rockfill and levelling stone (Qty: 1,550 cu.m)	7d/wk-2	12d	21-Oct-14 08	01-Nov-14 18	-346d													
A-7020	North side - install seawall blocks (Qty: 255 nos.)	7d/wk-2	6d	02-Nov-14 08	07-Nov-14 18	-346d													
A-7030	North side - general fill (Qty:2,000 cu.m.)	7d/wk-2	2d	08-Nov-14 08	09-Nov-14 18	-346d													
A-7040	Handover to contract TS3/SR8	7d/wk-2	1d	10-Nov-14 08	10-Nov-14 18*	-346d													
<b>TS4/ME4, Removal of Temporary Reclamation</b>																			
S26875	Completion of Section 2 (With ME4 option) (KD7)	7d/wk-2	0d		17-Nov-14 18	-353d													
S26890	Completion of Section 7B (ME4) (KD13)	7d/wk-2	0d		17-Nov-14 18	-353d													
<b>TS4 - OHVD / Cable Trough</b>																			
S5_6185	TS4 (incl. TS4+) - OHVD Slab - Area C (access through temp. opening at TZ4)	7d/wk-1	36d	02-Jan-15 08*	06-Feb-15 18	195d													
S5_6190	TS4 (incl. TS4+) - Cable Trough (access through temp. opening at TZ4)	7d/wk-1	60d	07-Feb-15 08*	14-Apr-15 18	195d													
S5_59850	Completion of Section 5 - TS4/ME4 Area (KD10), below -20mPD	7d/wk-2	0d		02-Nov-15 18*	0d													
<b>Works in TPCWAE Area (Portion 20A, 20B)</b>																			
<b>Removal of Temporary Reclamation</b>																			
<b>Removal of Temporary Reclamation &amp; Form TZ5</b>																			
S87670	Remove general fill /sea wall block	7d/wk-1	24d	20-May-14 08A	08-Oct-14 18	-296d													
S87675	Diaphragm wall saw cutting (1st D Wall cut on 23 Jun 2014)	7d/wk-1	31d	03-Sep-14 08A	16-Oct-14 18	-306d													
S87755	Form TZ5	7d/wk-1	18d	25-Sep-14 08	14-Oct-14 18	-304d													

-  Summary Bar
-  Actual Level of Effort
-  Actual Work
-  Remaining Work
-  Critical Remaining Work
-  Milestone

3 of 18

China State Construction Engineering (Hong Kong) Ltd  
 Contract No. HY/2009/15 - Central Wan Chai By Pass - Tunnel ( Causeway Bay Typhoon Shelter Section)  
**WORKS PROGRAMME REV. M**

Prepared by William Caluza			
Date	Revision	Checked	Approved
26-Sep...	1st submission		





Activity ID	Activity Name	Calendar	Original Duration	Start	Finish	Total Float	2015				2016									
							Q4	Q1	Q2	Q3	Q4	Q1	Q2	Q3						
S67885	Achievement of KD5	7d/wk-2	0d		16-Oct-14 18	-323d														
S67887	Complete Reinstatement of Vertical Seawall (near PRE Office)	7d/wk-2	0d		27-Oct-14 18	-322d														
<b>Reinstate Mucking Out Access Shaft "C"</b>																				
S67240	Start reinstatement works (after completion of TPCWAW OHVD works)	6d/wk	0d	28-Mar-16 08		-102d														
S67225	Cast slab opening at top of CCT West bound (access shaft)	6d/wk	18d	28-Mar-16 08	16-Apr-16 18	-102d														
S67230	Removal of vertical shaft and backfilling	6d/wk	48d	11-Apr-16 08	04-Jun-16 18	-102d														
S67235	Reinstatement of pavement	6d/wk	12d	30-May-16 08	11-Jun-16 18	-102d														
<b>TPCWAE - OHVD / Cable Trough</b>																				
S5_7405	TPCWAE - Cable Trough (access through temp. opening at TZ5 & Portion 19)	6d/wk	48d	04-Sep-15 08	02-Nov-15 18	0d														
S5_7400	TPCWAE - OHVD Slab AT Area A (access through temp. opening at TZ5 & Portion 19)	6d/wk	48d	04-Sep-15 08	02-Nov-15 18	0d														
S5_59840	Completion of Section 5 - TPCWAE Area (KD10), below -20mPD	7d/wk-2	0d		02-Nov-15 18*	0d														
<b>Works in TPCWAW Area</b>																				
<b>TPCWAW - Temporary Reclamation</b>																				
<b>Temporary Reclamation -</b>																				
S6_9440	TPCWAW - place levelling stone and tamping, South side	7d/wk-1	6d	15-Oct-14 08	20-Oct-14 18	-122d														
S6_9450	TPCWAW - place seawall block to +4 at South side (Qty: 569 nos. @ 50 nos/day)	7d/wk-1	12d	21-Oct-14 08	01-Nov-14 18	-122d														
S6_9465	TPCWAW - place levelling stone and tamping, North side	7d/wk-1	6d	02-Nov-14 08	07-Nov-14 18	-122d														
S6_9470	TPCWAW - place seawall blocks to +4 North side (Qty:672 nos @ 50 nos/day)	7d/wk-1	14d	08-Nov-14 08	21-Nov-14 18	-122d														
S6_9495	TPCWAW - General fill to +2 within the seawall	7d/wk-1	17d	15-Nov-14 08	01-Dec-14 18	-122d														
S6_9490	TPCWAW - place seawall blocks to +4 at the temporary opening	7d/wk-1	7d	02-Dec-14 08	08-Dec-14 18	-122d														
S6_9475	TPCWAW - Remaining General fill to +4 within the seawall	7d/wk-1	10d	09-Dec-14 08	18-Dec-14 18	-122d														
<b>TPCWAW - Diaphragm Wall</b>																				
<b>Diaphragm Wall</b>																				
S6_9385	Site investigation	7d/wk-1	49d	01-Dec-14 08	21-Jan-15 18	-113d														
S6_8960	Install guide wall	7d/wk-1	40d	17-Dec-14 08	28-Jan-15 18	-120d														
S6_8955	Curtain grout along proposed diaphragm wall	7d/wk-1	40d	19-Dec-14 08	30-Jan-15 18	-122d														
S6_9382	Set up bentonite silo/plants and equipments	7d/wk-1	30d	19-Dec-14 08	20-Jan-15 18	-112d														
S6_9345	Diaphragm wall construction (34 panels @ 3 panels/ week)	7d/wk-1	68d	30-Jan-15 08	14-Apr-15 18	-141d														
S6_9350	Install shear pins on diaphragm wall	7d/wk-1	40d	14-Mar-15 08	26-Apr-15 18	-133d														

- Summary Bar
- Actual Level of Effort
- Actual Work
- Remaining Work
- Critical Remaining Work
- Milestone

4 of 18

China State Construction Engineering (Hong Kong) Ltd

Contract No. HY/2009/15 - Central Wan Chai By Pass - Tunnel ( Causeway Bay Typhoon Shelter Section)

WORKS PROGRAMME REV. M

Prepared by William Caluza

Date	Revision	Checked	Approved
26-Sep...	1st submission		



中國建築工程(香港)有限公司  
CHINA STATE CONSTRUCTION ENGINEERING (HONG KONG) LTD.



Activity ID	Activity Name	Calendar	Original Duration	Start	Finish	Total Float	2015				2016			
							Q4	Q1	Q2	Q3	Q4	Q1	Q2	Q3
S6_9355	Install king posts	7d/wk-1	40d	14-Mar-15 08	26-Apr-15 18	-133d			■	Install king posts				
S6_8970	Diaphragm Wall Pile test	7d/wk-1	40d	20-Mar-15 08	03-May-15 18	-129d			■	Diaphragm Wall Pile test				
S6_9375	Carry out contact/fissure grouting	7d/wk-1	29d	21-Mar-15 08	22-Apr-15 18	-141d			■	Carry out contact/fissure grouting				
<b>TPCWAW- ELS Works</b>														
<b>ELS Works</b>														
S6_9360	Install dewatering wells and piezometers	7d/wk-1	20d	30-Mar-15 08	22-Apr-15 18	-141d			■	Install dewatering wells and piezometers				
S6_9365	Install inclinometers inside D-wall	7d/wk-1	20d	15-Apr-15 08	05-May-15 18	-141d			■	Install inclinometers inside D-wall				
S6_8975	Carry out pumping tests	7d/wk-1	12d	23-Apr-15 08	05-May-15 18	-141d			■	Carry out pumping tests				
S6_8980	1st Layer - D Wall conc over break if any & Soft Excavation	7d/wk-1	10d	06-May-15 08	15-May-15 18	-141d			■	1st Layer - D Wall conc over break if any & Soft Excavation				
S6_9260	Submit pumping test report	7d/wk-1	1d	06-May-15 08	06-May-15 18	-137d				Submit pumping test report				
S6_8985	1st Layer - install lateral support	7d/wk-1	10d	16-May-15 08	26-May-15 18	-141d			■	1st Layer - install lateral support				
S6_8990	Install vibrating wire strain gauge	7d/wk-1	10d	16-May-15 08	26-May-15 18	-141d			■	Install vibrating wire strain gauge				
S6_8995	2nd Layer - D Wall conc over break if any & Soft Excavation	7d/wk-1	10d	18-May-15 08	28-May-15 18	-141d			■	2nd Layer - D Wall conc over break if any & Soft Excavation				
S6_9000	2nd Layer - install lateral support	7d/wk-1	10d	29-May-15 08	07-Jun-15 18	-141d			■	2nd Layer - install lateral support				
S6_9005	3rd Layer - D Wall conc over break if any & Soft Excavation	7d/wk-1	10d	31-May-15 08	09-Jun-15 18	-141d			■	3rd Layer - D Wall conc over break if any & Soft Excavation				
S6_9010	3rd Layer - install lateral support	7d/wk-1	10d	10-Jun-15 08	19-Jun-15 18	-141d			■	3rd Layer - install lateral support				
S6_9015	4th Layer - D Wall conc over break if any & Soft Excavation	7d/wk-1	10d	12-Jun-15 08	22-Jun-15 18	-141d			■	4th Layer - D Wall conc over break if any & Soft Excavation				
S6_9020	4th Layer - install lateral support	7d/wk-1	10d	23-Jun-15 08	03-Jul-15 18	-141d			■	4th Layer - install lateral support				
S6_9025	5th Layer - D Wall conc over break if any & Soft Excavation	7d/wk-1	10d	25-Jun-15 08	05-Jul-15 18	-141d			■	5th Layer - D Wall conc over break if any & Soft Excavation				
S6_9030	5th Layer - install lateral support	7d/wk-1	10d	27-Jun-15 08	07-Jul-15 18	-141d			■	5th Layer - install lateral support				
S6_9035	6th Layer - D Wall conc over break if any & Soft Excavation	7d/wk-1	10d	08-Jul-15 08	17-Jul-15 18	-141d			■	6th Layer - D Wall conc over break if any & Soft Excavation				
S6_9040	6th Layer - install lateral support	7d/wk-1	10d	18-Jul-15 08	27-Jul-15 18	-69d			■	6th Layer - install lateral support				
<b>TPCWAW - ROCK EXCAVATION</b>														
S6_6180	Rock excavation to formation	7d/wk-1	112d	18-Jul-15 08	09-Nov-15 18	-141d			■	Rock excavation to formation				
S6_9370	Install tie back anchor to D- Walls (area on west side, near Portion 11)	7d/wk-1	25d	20-Jul-15 08	13-Aug-15 18	-69d			■	Install tie back anchor to D- Walls (area on west side, near Portion 11)				
S6_9415	Install tie back anchor to D- Walls (east area)	7d/wk-1	20d	20-Jul-15 08	08-Aug-15 18	-69d			■	Install tie back anchor to D- Walls (east area)				
S6_9055	Provide Access to WDII Contractor for demolition of bulkhead at Portion 11	7d/wk-2	0d		10-Nov-15 18	-133d			◆	Provide Access to WDII Contractor for demolition of bulkhead				
<b>TPCWAW- CCT RC Structure</b>														
<b>TPCWAW - CCT / OHVD</b>														

- Summary Bar
- Actual Level of Effort
- Actual Work
- Remaining Work
- Critical Remaining Work
- ◆ Milestone

5 of 18

China State Construction Engineering (Hong Kong) Ltd

Contract No. HY/2009/15 - Central Wan Chai By Pass - Tunnel ( Causeway Bay Typhoon Shelter Section)

WORKS PROGRAMME REV. M

Prepared by William Caluza

Date	Revision	Checked	Approved
26-Sep...	1st submission		



中國建築工程(香港)有限公司  
CHINA STATE CONSTRUCTION ENGINEERING HONG KONG LTD.







Activity ID	Activity Name	Calendar	Original Duration	Start	Finish	Total Float	2015				2016				
							Q4	Q1	Q2	Q3	Q4	Q1	Q2	Q3	
A8705	SR8 Bench Excavation From West, CH 4065- 4075 = 10m	7d/wk-1a	20d	25-Sep-14 08	15-Oct-14 18	148d									
A8685	SR8 Bench Excavation From West, CH 4075- 4085 = 10m	7d/wk-1a	20d	16-Oct-14 08	04-Nov-14 18	148d									
A8680	SR8 Bench Excavation From West, CH 4085- 4095 = 10m	7d/wk-1a	20d	05-Nov-14 08	24-Nov-14 18	148d									
A8725	SR8 Bench Excavation From West, CH 4095- 4100 = 5m	7d/wk-1a	10d	25-Nov-14 08	04-Dec-14 18	148d									
<b>From East (TS4)</b>															
Heading Excavation (2d/m, 24h/day work shift, 7d/week, no work on statutory holiday)															
A8495	SR8 Heading Excavation From East CH 4115- 4107 = 8m @2d/m	7d/wk-1a	16d	15-Sep-14 08 A	28-Sep-14 18	10d									
Bench Excavation (1.5d/m, 20m separation with heading)															
A8455	SR8 Bench Excavation From East, CH 4147.5- 4135 = 12.5m	7d/wk-1a	19d	20-Sep-14 08	09-Oct-14 18	0d									
A8470	SR8 Bench Excavation From East, CH 4135- 4125 = 10m	7d/wk-1a	15d	10-Oct-14 08	24-Oct-14 18	0d									
A8460	SR8 Bench Excavation From East, CH 4125- 4115 = 10m	7d/wk-1a	15d	25-Oct-14 08	08-Nov-14 18	0d									
A8465	SR8 Bench Excavation From East, CH 4115- 4100 = 15m	7d/wk-1a	23d	09-Nov-14 08	01-Dec-14 18	0d									
<b>Tunnel Lining Works</b>															
From West - Base Slab (10m/bay, 10m separation with benching excavation)															
A8525	SR8, From West, CH 4015 - 4025 = 10m/bay, base slab	7d/wk-1a	10d	15-Sep-14 08 A	04-Oct-14 18	137d									
A8530	SR8, From West, CH 4025 - 4035 = 10m/bay, base slab	7d/wk-1a	10d	05-Oct-14 08	14-Oct-14 18	163d									
A8535	SR8, From West, CH 4035 - 4045 = 10m/bay, base slab	7d/wk-1a	8d	15-Oct-14 08	22-Oct-14 18	165d									
A8540	SR8, From West, CH 4045 - 4055 = 10m/bay, base slab	7d/wk-1a	8d	23-Oct-14 08	30-Oct-14 18	165d									
A8545	SR8, From West, CH 4055 - 4065 = 10m/bay, base slab	7d/wk-1a	8d	05-Nov-14 08	12-Nov-14 18	160d									
A8550	SR8, From West, CH 4065 - 4075 = 10m/bay, base slab	7d/wk-1a	8d	25-Nov-14 08	02-Dec-14 18	148d									
A8555	SR8, From West, CH 4075 - 4085 = 10m/bay, base slab	7d/wk-1a	8d	05-Dec-14 08	12-Dec-14 18	148d									
A8560	SR8, From West, CH 4085 - 4095 = 10m/bay, base slab	7d/wk-1a	8d	13-Dec-14 08	20-Dec-14 18	150d									
A8561	SR8, From West, CH 4095 - 4105 = 10m/bay, base slab	7d/wk-1a	8d	21-Dec-14 08	29-Dec-14 18	152d									
A8562	SR8, From West, CH 4105 - 4115 = 10m/bay, base slab	7d/wk-1a	8d	30-Dec-14 08	07-Jan-15 18	154d									
From West - Lining (5m/bay, 10m separation with base slab)															
A8575	SR8, From West, CH 3995 - 4000 = 1bay, lining	7d/wk-1a	9d	20-Sep-14 08	28-Sep-14 18	0d									
A8580	SR8, From West, CH 4000 - 4005 = 1bay, lining	7d/wk-1a	9d	05-Oct-14 08	13-Oct-14 18	137d									
A8585	SR8, From West, CH 4005 - 4010 = 1bay, lining	7d/wk-1a	9d	14-Oct-14 08	22-Oct-14 18	137d									
A8590	SR8, From West, CH 4010 - 4015 = 1bay, lining	7d/wk-1a	9d	23-Oct-14 08	31-Oct-14 18	137d									

- Summary Bar
- Actual Level of Effort
- Actual Work
- Remaining Work
- Critical Remaining Work
- ◆ Milestone

7 of 18

China State Construction Engineering (Hong Kong) Ltd

Contract No. HY/2009/15 - Central Wan Chai By Pass - Tunnel ( Causeway Bay Typhoon Shelter Section)

**WORKS PROGRAMME REV. M**

Prepared by William Caluza

Date	Revision	Checked	Approved
26-Sep...	1st submission		



**中國建築工程(香港)有限公司**  
CHINA STATE CONSTRUCTION ENGINEERING (HONG KONG) LTD.



Activity ID	Activity Name	Calendar	Original Duration	Start	Finish	Total Float	2015				2016						
							Q4	Q1	Q2	Q3	Q4	Q1	Q2	Q3			
A8595	SR8, From West, CH 4015 - 4020 = 1bay, lining	7d/wk-1a	9d	01-Nov-14 08	09-Nov-14 18	137d											
A8600	SR8, From West, CH 4020 - 4025 = 1bay, lining	7d/wk-1a	9d	10-Nov-14 08	18-Nov-14 18	137d											
A8605	SR8, From West, CH 4025 - 4030 = 1bay, lining	7d/wk-1a	5d	19-Nov-14 08	23-Nov-14 18	137d											
A8610	SR8, From West, CH 4030 - 4035 = 1bay, lining	7d/wk-1a	5d	24-Nov-14 08	28-Nov-14 18	137d											
A8615	SR8, From West, CH 4035 - 4040 = 1bay, lining	7d/wk-1a	5d	29-Nov-14 08	03-Dec-14 18	137d											
A8620	SR8, From West, CH 4040 - 4045 = 1bay, lining	7d/wk-1a	5d	04-Dec-14 08	08-Dec-14 18	137d											
A8625	SR8, From West, CH 4045 - 4050 = 1bay, lining	7d/wk-1a	5d	09-Dec-14 08	13-Dec-14 18	137d											
A8630	SR8, From West, CH 4050 - 4055 = 1bay, lining	7d/wk-1a	5d	14-Dec-14 08	18-Dec-14 18	137d											
A8635	SR8, From West, CH 4055 - 4060 = 1bay, lining	7d/wk-1a	5d	19-Dec-14 08	23-Dec-14 18	137d											
A8640	SR8, From West, CH 4060 - 4065 = 1bay, lining	7d/wk-1a	5d	24-Dec-14 08	29-Dec-14 18	137d											
A8645	SR8, From West, CH 4065 - 4070 = 1bay, lining	7d/wk-1a	5d	30-Dec-14 08	04-Jan-15 18	137d											
A8647	SR8, From West, CH 4070 - 4075 = 1bay, lining	7d/wk-1a	5d	05-Jan-15 08	09-Jan-15 18	137d											
A8648	SR8, From West, CH 4075 - 4080 = 1bay, lining	7d/wk-1a	5d	10-Jan-15 08	14-Jan-15 18	137d											
A8649	SR8, From West, CH 4080 - 4085 = 1bay, lining	7d/wk-1a	5d	15-Jan-15 08	19-Jan-15 18	137d											
A8651	SR8, From West, CH 4085 - 4090 = 1bay, lining	7d/wk-1a	5d	20-Jan-15 08	24-Jan-15 18	137d											
A8652	SR8, From West, CH 4090 - 4095 = 1bay, lining	7d/wk-1a	5d	25-Jan-15 08	29-Jan-15 18	137d											
A8653	SR8, From West, CH 4095 - 4100 = 1bay, lining	7d/wk-1a	5d	30-Jan-15 08	03-Feb-15 18	137d											
A8654	SR8, From West, CH 4100 - 4105 = 1bay, lining	7d/wk-1a	5d	04-Feb-15 08	08-Feb-15 18	137d											
From East - Base Slab (10m/bay, 10m separation with benching excavation)																	
A9775	SR8 From East, CH 4149.5 - 4145 = 4.5m, base slab	7d/wk-1a	8d	02-Dec-14 08	09-Dec-14 18	0d											
A9780	SR8 From East, CH 4145 - 4135 = 10m/bay, base slab	7d/wk-1a	8d	10-Dec-14 08	17-Dec-14 18	0d											
A9785	SR8 From East, CH 4135 - 4125 = 10m/bay, base slab	7d/wk-1a	8d	18-Dec-14 08	26-Dec-14 18	8d											
A9786	SR8 From East, CH 4125 - 4115 = 10m/bay, base slab	7d/wk-1a	8d	27-Dec-14 08	04-Jan-15 18	10d											
From East - Lining (5m/bay, 10m separation with base slab)																	
A9820	From East, SR8 CH 4149.5 - 4145 = 4.5m, 1 bay, lining	7d/wk-1a	5d	18-Dec-14 08	22-Dec-14 18	0d											
A9815	From East, SR8 CH 4145 - 4140 = 1bay, lining	7d/wk-1a	5d	23-Dec-14 08	28-Dec-14 18	6d											
A9810	From East, SR8 CH 4140 - 4135 = 1bay, lining	7d/wk-1a	5d	29-Dec-14 08	03-Jan-15 18	6d											
A9805	From East, SR8 CH 4135 - 4130 = 1bay, lining	7d/wk-1a	5d	04-Jan-15 08	08-Jan-15 18	6d											

- Summary Bar
- Actual Level of Effort
- Actual Work
- Remaining Work
- Critical Remaining Work
- ◆ Milestone

8 of 18

China State Construction Engineering (Hong Kong) Ltd

Contract No. HY/2009/15 - Central Wan Chai By Pass - Tunnel ( Causeway Bay Typhoon Shelter Section)

WORKS PROGRAMME REV. M

Prepared by William Caluza

Date	Revision	Checked	Approved
26-Sep...	1st submission		



中國建築工程(香港)有限公司  
CHINA STATE CONSTRUCTION ENGINEERING (HONG KONG) LTD.



Activity ID	Activity Name	Calendar	Original Duration	Start	Finish	Total Float	2015				2016		
							Q4	Q1	Q2	Q3	Q4	Q1	Q2
A9870	From East, SR8 CH 4130 - 4125 = 1bay, lining	7d/wk-1a	5d	09-Jan-15 08	13-Jan-15 18	6d		■	From East, SR8 CH 4130 - 4125 = 1bay, lining				
A9800	From East, SR8 CH 4125 - 4120 = 1bay, lining	7d/wk-1a	5d	14-Jan-15 08	18-Jan-15 18	143d		■	From East, SR8 CH 4125 - 4120 = 1bay, lining				
A9860	From East, SR8 CH 4120 - 4115 = 1bay, lining	7d/wk-1a	5d	19-Jan-15 08	23-Jan-15 18	143d		■	From East, SR8 CH 4120 - 4115 = 1bay, lining				
A9855	From East, SR8 CH 4115 - 4110 = 1bay, lining	7d/wk-1a	5d	24-Jan-15 08	28-Jan-15 18	143d		■	From East, SR8 CH 4115 - 4110 = 1bay, lining				
A9850	From East, SR8 CH 4110 - 4105 = 1bay, lining	7d/wk-1a	5d	29-Jan-15 08	02-Feb-15 18	143d		■	From East, SR8 CH 4110 - 4105 = 1bay, lining				
<b>OHVD(10m/bay) / Utility Trough</b>													
A8570	SR8 Tunnel OHVD and utility trough =, 167= 17 bays @ 10m/bay @ 7d/bay	7d/wk-1a	120d	09-Feb-15 08	13-Jun-15 18	137d		■	SR8 Tunnel OHVD and utility trough =, 167= 17 bays @ 10m/bay @ 7d/bay				
<b>EB Outer Tunnel Excavation</b>													
<b>From West (TPCWAE)</b>													
<b>Outer Bench Excavation (1.5d - 2d/m, 20m separation with heading)</b>													
A9550	EB, Outer Bench From West, CH 4035- 4045 = 10m	7d/wk-1a	30d	07-Aug-14 08 A	20-Oct-14 18	135d	■	EB, Outer Bench From West, CH 4035- 4045 = 10m					
A9555	EB, Outer Bench From West, CH 4045- 4055 = 10m (2d/m)	7d/wk-1a	20d	20-Oct-14 08	08-Nov-14 18	135d	■	EB, Outer Bench From West, CH 4045- 4055 = 10m (2d/m)					
A9560	EB, Outer Bench From West, CH 4055- 4065 = 10m (2d/m)	7d/wk-1a	20d	09-Nov-14 08	28-Nov-14 18	135d	■	EB, Outer Bench From West, CH 4055- 4065 = 10m (2d/m)					
A9565	EB, Outer Bench From West, CH 4065- 4075 = 10m (2d/m)	7d/wk-1a	20d	29-Nov-14 08	18-Dec-14 18	135d	■	EB, Outer Bench From West, CH 4065- 4075 = 10m (2d/m)					
A9520	EB, Outer Bench From West, CH 4075- 4085 = 10m (2d/m)	7d/wk-1a	20d	19-Dec-14 08	09-Jan-15 18	135d	■	EB, Outer Bench From West, CH 4075- 4085 = 10m (2d/m)					
A9545	EB, Outer Bench From West, CH 4085- 4095 = 10m 1.5d/m)	7d/wk-1a	15d	10-Jan-15 08	24-Jan-15 18	135d	■	EB, Outer Bench From West, CH 4085- 4095 = 10m 1.5d/m)					
<b>From East (TS4)</b>													
<b>Outer Bench Excavation (1.5d-2d/m, 20m separation with heading)</b>													
A9605	EB, Outer Bench From East, CH 4147.5 - 4145 = 2.5m	7d/wk-1a	30d	20-Oct-14 08*	18-Nov-14 18	120d	■	EB, Outer Bench From East, CH 4147.5 - 4145 = 2.5m					
A9610	EB, Outer Bench From East, CH 4145- 4135 = 10m (2d/m)	7d/wk-1a	20d	19-Nov-14 08	08-Dec-14 18	120d	■	EB, Outer Bench From East, CH 4145- 4135 = 10m (2d/m)					
A9615	EB, Outer Bench From East, CH 4135- 4125 = 10m (2d/m)	7d/wk-1a	20d	09-Dec-14 08	29-Dec-14 18	120d	■	EB, Outer Bench From East, CH 4135- 4125 = 10m (2d/m)					
A9620	EB, Outer Bench From East, CH 4125- 4115 = 10m (2d/m)	7d/wk-1a	20d	30-Dec-14 08	19-Jan-15 18	120d	■	EB, Outer Bench From East, CH 4125- 4115 = 10m (2d/m)					
A9625	EB, Outer Bench From East, CH 4115- 4105 = 10m (2d/m)	7d/wk-1a	20d	20-Jan-15 08	08-Feb-15 18	120d	■	EB, Outer Bench From East, CH 4115- 4105 = 10m (2d/m)					
A9630	EB, Outer Bench From East, CH 4105- 4095 = 10m (1.5d/m)	7d/wk-1a	15d	09-Feb-15 08	26-Feb-15 18	120d	■	EB, Outer Bench From East, CH 4105- 4095 = 10m (1.5d/m)					
<b>EB (Inner Tunnel Excavation + Lining)</b>													
<b>From West (TPCWAE)</b>													
<b>Inner Heading Excavation (2d/m, 24h/day work shift, 7d/week, no work on statutory holiday)</b>													
A8805	EB, Inner Heading From West, CH 3992- 4005 = 13m @3d/m	7d/wk-1a	39d	29-Sep-14 08	07-Nov-14 18	0d	■	EB, Inner Heading From West, CH 3992- 4005 = 13m @3d/m					
A8815	EB, Inner Heading From West, CH 4005- 4015 = 10m @2d/m	7d/wk-1a	20d	08-Nov-14 08	27-Nov-14 18	0d	■	EB, Inner Heading From West, CH 4005- 4015 = 10m @2d/m					

- Summary Bar
- Actual Level of Effort
- Actual Work
- Remaining Work
- Critical Remaining Work
- ◆ Milestone

9 of 18

China State Construction Engineering (Hong Kong) Ltd

Contract No. HY/2009/15 - Central Wan Chai By Pass - Tunnel ( Causeway Bay Typhoon Shelter Section)

WORKS PROGRAMME REV. M

Prepared by William Caluza

Date	Revision	Checked	Approved
26-Sep...	1st submission		



中國建築工程(香港)有限公司  
CHINA STATE CONSTRUCTION ENGINEERING (HONG KONG) LTD.



Activity ID	Activity Name	Calendar	Original Duration	Start	Finish	Total Float	2015				2016				
							Q4	Q1	Q2	Q3	Q4	Q1	Q2	Q3	
A8820	EB,Inner Heading From West , CH 4015- 4025 = 10m @2d/m	7d/wk-1a	20d	28-Nov-14 08	17-Dec-14 18	0d		■	■	■	■				
A8780	EB,Inner Heading From West, CH 4025- 4035 = 10m @2d/m	7d/wk-1a	20d	18-Dec-14 08	08-Jan-15 18	0d		■	■	■	■				
A8810	EB,Inner Heading From West , CH 4035- 4045 = 10m @2d/m	7d/wk-1a	20d	09-Jan-15 08	28-Jan-15 18	0d		■	■	■	■				
A8785	EB,Inner Heading From West , CH 4045- 4055 = 10m @2d/m	7d/wk-1a	20d	29-Jan-15 08	17-Feb-15 18	0d		■	■	■	■				
A8790	EB,Inner Heading From West, CH 4055- 4065 = 10m @ 2d/m	7d/wk-1a	20d	18-Feb-15 08	12-Mar-15 18	0d		■	■	■	■				
A8795	EB,Inner Heading From West , CH 4065- 4075 = 10m, @ 2d/m	7d/wk-1a	20d	13-Mar-15 08	01-Apr-15 18	0d		■	■	■	■				
A8800	EB,Inner Heading From West, CH 4075- 4085 = 10m @ 2d/m	7d/wk-1a	20d	02-Apr-15 08	22-Apr-15 18	0d		■	■	■	■				
A8825	EB,Inner Heading From West, CH 4085- 4095 = 10m @ 2d/m	7d/wk-1a	20d	23-Apr-15 08	13-May-15 18	0d		■	■	■	■				
<b>Inner Bench Excavation (1.5-2d/m, 20m separation with heading)</b>															
A8765	EB, Inner Bench From West, CH 3992-4005 = 13m (2d/m)	7d/wk-1a	26d	08-Nov-14 08	03-Dec-14 18	23d		■	■	■	■				
A8770	EB, Inner Bench From West,CH 4005- 4015 = 10m	7d/wk-1a	15d	18-Dec-14 08	03-Jan-15 18	9d		■	■	■	■				
A8775	EB, Inner Bench From West,CH 4015- 4025 = 10m	7d/wk-1a	15d	09-Jan-15 08	23-Jan-15 18	4d		■	■	■	■				
A8735	EB, Inner Bench From West,CH 4025- 4035 = 10m	7d/wk-1a	15d	29-Jan-15 08	12-Feb-15 18	14d		■	■	■	■				
A8740	EB, Inner Bench From West,CH 4035- 4045 = 10m	7d/wk-1a	15d	18-Feb-15 08	07-Mar-15 18	11d		■	■	■	■				
A8745	EB, Inner Bench From West,CH 4045- 4055 = 10m	7d/wk-1a	15d	13-Mar-15 08	27-Mar-15 18	6d		■	■	■	■				
A8750	EB, Inner Bench From West,CH 4055- 4065 = 10m	7d/wk-1a	15d	02-Apr-15 08	17-Apr-15 18	1d		■	■	■	■				
A8755	EB, Inner Bench From West,CH 4065- 4075 = 10m	7d/wk-1a	15d	18-Apr-15 08	03-May-15 18	1d		■	■	■	■				
A8760	EB, Inner Bench From West,CH 4075- 4085 = 10m	7d/wk-1a	15d	05-May-15 08	19-May-15 18	0d		■	■	■	■				
A8761	EB, Inner Bench From West,CH 4085- 4095 = 10m	7d/wk-1a	15d	20-May-15 08	03-Jun-15 18	0d		■	■	■	■				
<b>From East (TS4)</b>															
<b>Inner Heading Excavation (3d/m, 24h/day work shift, 7d/week, no work on statutory holiday)</b>															
A8835	EB,Inner Heading From East, CH 4147.5 to 4145 = 2.5m, @ 3d/m	7d/wk-1a	8d	06-Jan-15 08	13-Jan-15 18	0d		■	■	■	■				
A8850	EB,Inner Heading From East, CH 4145- 4135 = 10m, @ 3d/m	7d/wk-1a	30d	14-Jan-15 08	12-Feb-15 18	0d		■	■	■	■				
A8830	EB,Inner Heading From East, CH 4135- 4125 = 10m @2d/m	7d/wk-1a	20d	13-Feb-15 08	07-Mar-15 18	0d		■	■	■	■				
A8840	EB,Inner Heading From East, CH 4125- 4115 = 10m @2d/m	7d/wk-1a	20d	08-Mar-15 08	27-Mar-15 18	0d		■	■	■	■				
A9910	EB,Inner Heading From East, CH 4115- 4105 = 10m @2d/m	7d/wk-1a	20d	28-Mar-15 08	17-Apr-15 18	0d		■	■	■	■				
A8845	EB,Inner Heading From East, CH 4105- 4095 = 10m @2d/m	7d/wk-1a	20d	18-Apr-15 08	08-May-15 18	0d		■	■	■	■				
<b>Inner Bench Excavation (1.5d-2d/m, 20m separation with heading)</b>															
A8860	EB,Inner Bench From East, CH 4147.5 - 4145 = 2.5m	7d/wk-1a	4d	08-Mar-15 08	11-Mar-15 18	11d		■	■	■	■				

- Summary Bar
- Actual Level of Effort
- Actual Work
- Remaining Work
- Critical Remaining Work
- ◆ Milestone

10 of 18

**China State Construction Engineering (Hong Kong) Ltd**

Contract No. HY/2009/15 - Central Wan Chai By Pass - Tunnel ( Causeway Bay Typhoon Shelter Section)

**WORKS PROGRAMME REV. M**

Prepared by William Caluza			
Date	Revision	Checked	Approved
26-Sep...	1st submission		

中國建築工程(香港)有限公司

CHINA STATE CONSTRUCTION ENGINEERING (HONG KONG) LTD.



Activity ID	Activity Name	Calendar	Original Duration	Start	Finish	Total Float	2015				2016			
							Q4	Q1	Q2	Q3	Q4	Q1	Q2	Q3
A8865	EB, Inner Bench From East, CH 4145- 4135 = 10m	7d/wk-1a	15d	12-Mar-15 08	26-Mar-15 18	11d			■ EB, Inner Bench From East, CH 4145- 4135 = 10m					
A8870	EB, Inner Bench From East, CH 4135- 4125 = 10m	7d/wk-1a	15d	28-Mar-15 08	12-Apr-15 18	10d			■ EB, Inner Bench From East, CH 4135- 4125 = 10m					
A8855	EB, Inner Bench From East, CH 4125- 4115 = 10m	7d/wk-1a	15d	18-Apr-15 08	03-May-15 18	5d			■ EB, Inner Bench From East, CH 4125- 4115 = 10m					
A8875	EB, Inner Bench From East, CH 4115- 4105 = 10m	7d/wk-1a	15d	09-May-15 08	23-May-15 18	0d			■ EB, Inner Bench From East, CH 4115- 4105 = 10m					
A9915	EB, Inner Bench From East, CH 4105- 4095 = 10m	7d/wk-1a	15d	24-May-15 08	08-Jun-15 18	0d			■ EB, Inner Bench From East, CH 4105- 4095 = 10m					
<b>Tunnel Lining Works</b>														
<b>From West Base Slab (10m/bay, 10m separation with benching excavation)</b>														
A8900	EB From West, Base Slab CH 3990 - 3995 = 1 bay	7d/wk-1a	10d	04-Dec-14 08	13-Dec-14 18	33d			■ EB From West, Base Slab CH 3990 - 3995 = 1 bay					
A8890	EB From West, Base Slab CH 3995 - 4005 = 10m/bay	7d/wk-1a	10d	04-Jan-15 08	13-Jan-15 18	14d			■ EB From West, Base Slab CH 3995 - 4005 = 10m/bay					
A8905	EB From West, Base Slab CH 4005 - 4015 = 10m/bay	7d/wk-1a	10d	24-Jan-15 08	02-Feb-15 18	4d			■ EB From West, Base Slab CH 4005 - 4015 = 10m/bay					
A8910	EB From West, Base Slab CH 4015 - 4025 = 10m/bay	7d/wk-1a	10d	13-Feb-15 08	25-Feb-15 18	14d			■ EB From West, Base Slab CH 4015 - 4025 = 10m/bay					
A8915	EB From West, Base Slab CH 4025 - 4035 = 10m/bay	7d/wk-1a	10d	08-Mar-15 08	17-Mar-15 18	12d			■ EB From West, Base Slab CH 4025 - 4035 = 10m/bay					
A8920	EB From West, Base Slab CH 4035 - 4045 = 10m/bay	7d/wk-1a	10d	28-Mar-15 08	07-Apr-15 18	8d			■ EB From West, Base Slab CH 4035 - 4045 = 10m/bay					
A8925	EB From West, Base Slab CH 4045 - 4055 = 10m/bay	7d/wk-1a	10d	18-Apr-15 08	27-Apr-15 18	4d			■ EB From West, Base Slab CH 4045 - 4055 = 10m/bay					
A8930	EB From West, Base Slab CH 4055 - 4065 = 10m/bay	7d/wk-1a	10d	04-May-15 08	13-May-15 18	5d			■ EB From West, Base Slab CH 4055 - 4065 = 10m/bay					
A8880	EB From West, Base Slab CH 4065 - 4075 = 10m/bay	7d/wk-1a	10d	20-May-15 08	29-May-15 18	5d			■ EB From West, Base Slab CH 4065 - 4075 = 10m/bay					
A8885	EB From West, Base Slab CH 4075 - 4085 = 10m/bay	7d/wk-1a	10d	04-Jun-15 08	13-Jun-15 18	0d			■ EB From West, Base Slab CH 4075 - 4085 = 10m/bay					
A8895	EB From West, Base Slab CH 4085 - 4095 = 10m/bay	7d/wk-1a	10d	14-Jun-15 08	24-Jun-15 18	0d			■ EB From West, Base Slab CH 4085 - 4095 = 10m/bay					
<b>From East Base Slab (10m/bay, 10m separation with benching excavation)</b>														
A9905	EB From East, Base Slab CH 4149.5 - 4145 = 4.5m	7d/wk-1a	10d	13-Apr-15 08	22-Apr-15 18	26d			■ EB From East, Base Slab CH 4149.5 - 4145 = 4.5m					
A9900	EB From East, Base Slab CH 4145 - 4135 = 10m/bay	7d/wk-1a	10d	04-May-15 08	13-May-15 18	16d			■ EB From East, Base Slab CH 4145 - 4135 = 10m/bay					
A9895	EB From East, Base Slab CH 4135 - 4125 = 10m/bay	7d/wk-1a	10d	24-May-15 08	02-Jun-15 18	6d			■ EB From East, Base Slab CH 4135 - 4125 = 10m/bay					
A9890	EB From East, Base Slab CH 4125 - 4115 = 10m/bay	7d/wk-1a	10d	09-Jun-15 08	18-Jun-15 18	0d			■ EB From East, Base Slab CH 4125 - 4115 = 10m/bay					
A9885	EB From East, Base Slab CH 4115 - 4105 = 10m/bay	7d/wk-1a	10d	19-Jun-15 08	29-Jun-15 18	0d			■ EB From East, Base Slab CH 4115 - 4105 = 10m/bay					
A9880	EB From East, Base Slab CH 4105 - 4095 = 10m/bay	7d/wk-1a	10d	30-Jun-15 08	10-Jul-15 18	0d			■ EB From East, Base Slab CH 4105 - 4095 = 10m/bay					
<b>Lining (5m/bay, 15m separation with base slab)</b>														
A9065	EB From West, Lining CH 3990 - 3995 = 1bay	7d/wk-1a	10d	03-Feb-15 08	12-Feb-15 18	4d			■ EB From West, Lining CH 3990 - 3995 = 1bay					
A9005	EB From West, Lining CH 3995 - 4000 = 1bay	7d/wk-1a	10d	13-Feb-15 08	25-Feb-15 18	4d			■ EB From West, Lining CH 3995 - 4000 = 1bay					
A9090	EB From West, Lining CH 4000 - 4005 = 1bay	7d/wk-1a	10d	26-Feb-15 08	07-Mar-15 18	4d			■ EB From West, Lining CH 4000 - 4005 = 1bay					

- Summary Bar
- Actual Level of Effort
- Actual Work
- Remaining Work
- Critical Remaining Work
- Milestone

11 of 18

China State Construction Engineering (Hong Kong) Ltd

Contract No. HY/2009/15 - Central Wan Chai By Pass - Tunnel ( Causeway Bay Typhoon Shelter Section)

WORKS PROGRAMME REV. M

Prepared by William Caluza

Date	Revision	Checked	Approved
26-Sep...	1st submission		



中國建築工程(香港)有限公司  
CHINA STATE CONSTRUCTION ENGINEERING (HONG KONG) LTD.



Activity ID	Activity Name	Calendar	Original Duration	Start	Finish	Total Float	2015				2016		
							Q4	Q1	Q2	Q3	Q4	Q1	Q2
A9050	EB From West, Lining CH 4005 - 4010 = 1bay	7d/wk-1a	10d	08-Mar-15 08	17-Mar-15 18	4d			■ EB From West, Lining CH 4005 - 4010 = 1bay				
A9055	EB From West, Lining CH 4010 - 4015 = 1bay	7d/wk-1a	10d	18-Mar-15 08	27-Mar-15 18	4d			■ EB From West, Lining CH 4010 - 4015 = 1bay				
A9080	EB From West, Lining CH 4015 - 4020 = 1bay	7d/wk-1a	10d	26-Mar-15 08	05-Apr-15 18	4d			■ EB From West, Lining CH 4015 - 4020 = 1bay				
A9070	EB From West, Lining CH 4020 - 4025 = 1bay	7d/wk-1a	10d	03-Apr-15 08	13-Apr-15 18	4d			■ EB From West, Lining CH 4020 - 4025 = 1bay				
A9075	EB From West, Lining CH 4025 - 4030 = 1bay	7d/wk-1a	10d	12-Apr-15 08	21-Apr-15 18	4d			■ EB From West, Lining CH 4025 - 4030 = 1bay				
A9080	EB From West, Lining CH 4030 - 4035 = 1bay	7d/wk-1a	10d	20-Apr-15 08	29-Apr-15 18	4d			■ EB From West, Lining CH 4030 - 4035 = 1bay				
A9085	EB From West, Lining CH 4035 - 4040 = 1bay	7d/wk-1a	10d	28-Apr-15 08	08-May-15 18	4d			■ EB From West, Lining CH 4035 - 4040 = 1bay				
A9015	EB From West, Lining CH 4040 - 4045 = 1bay	7d/wk-1a	10d	07-May-15 08	16-May-15 18	4d			■ EB From West, Lining CH 4040 - 4045 = 1bay				
A9020	EB From West, Lining CH 4045 - 4050 = 1bay	7d/wk-1a	10d	15-May-15 08	24-May-15 18	4d			■ EB From West, Lining CH 4045 - 4050 = 1bay				
A9025	EB From West, Lining CH 4050 - 4055 = 1bay	7d/wk-1a	10d	23-May-15 08	01-Jun-15 18	4d			■ EB From West, Lining CH 4050 - 4055 = 1bay				
A9030	EB From West, Lining CH 4055 - 4060 = 1bay	7d/wk-1a	10d	31-May-15 08	09-Jun-15 18	4d			■ EB From West, Lining CH 4055 - 4060 = 1bay				
A9035	EB From West, Lining CH 4060 - 4065 = 1bay	7d/wk-1a	10d	07-Jun-15 08	16-Jun-15 18	4d			■ EB From West, Lining CH 4060 - 4065 = 1bay				
A9040	EB From West, Lining CH 4065 - 4070 = 1bay	7d/wk-1a	10d	14-Jun-15 08	24-Jun-15 18	4d			■ EB From West, Lining CH 4065 - 4070 = 1bay				
A9045	EB From West, Lining CH 4070 - 4075 = 1bay	7d/wk-1a	10d	25-Jun-15 08	05-Jul-15 18	0d			■ EB From West, Lining CH 4070 - 4075 = 1bay				
A8955	EB From West, Lining CH 4075 - 4080 = 1bay	7d/wk-1a	10d	30-Jun-15 08	10-Jul-15 18	0d			■ EB From West, Lining CH 4075 - 4080 = 1bay				
A8960	EB From West, Lining CH 4080 - 4085 = 1bay	7d/wk-1a	5d	11-Jul-15 08	15-Jul-15 18	0d			■ EB From West, Lining CH 4080 - 4085 = 1bay				
A8970	EB From West, Lining CH 4085 - 4090 = 1bay	7d/wk-1a	5d	16-Jul-15 08	20-Jul-15 18	0d			■ EB From West, Lining CH 4085 - 4090 = 1bay				
A8975	EB From West, Lining CH 4090 - 4095 = 1bay	7d/wk-1a	5d	21-Jul-15 08	25-Jul-15 18	0d			■ EB From West, Lining CH 4090 - 4095 = 1bay				
A8980	EB From West, Lining CH 4095 - 4100 = 1bay	7d/wk-1a	5d	26-Jul-15 08	30-Jul-15 18	0d			■ EB From West, Lining CH 4095 - 4100 = 1bay				
A8985	EB From West, Lining CH 4100 - 4105 = 1bay	7d/wk-1a	5d	31-Jul-15 08	04-Aug-15 18	0d			■ EB From West, Lining CH 4100 - 4105 = 1bay				
A8990	EB From West, Lining CH 4105 - 4110 = 1bay	7d/wk-1a	5d	05-Aug-15 08	09-Aug-15 18	0d			■ EB From West, Lining CH 4105 - 4110 = 1bay				
A8995	EB From West, Lining CH 4110 - 4115 = 1bay	7d/wk-1a	5d	10-Aug-15 08	14-Aug-15 18	0d			■ EB From West, Lining CH 4110 - 4115 = 1bay				
A9000	EB From West, Lining CH 4115 - 4120 = 1bay	7d/wk-1a	5d	15-Aug-15 08	19-Aug-15 18	0d			■ EB From West, Lining CH 4115 - 4120 = 1bay				
A9010	EB From West, Lining CH 4120 - 4125 = 1bay	7d/wk-1a	5d	20-Aug-15 08	24-Aug-15 18	0d			■ EB From West, Lining CH 4120 - 4125 = 1bay				
A8965	EB From West, Lining CH 4125 - 4130 = 1bay	7d/wk-1a	5d	25-Aug-15 08	29-Aug-15 18	0d			■ EB From West, Lining CH 4125 - 4130 = 1bay				
A8935	EB From West, Lining CH 4130 - 4135 = 1bay	7d/wk-1a	5d	30-Aug-15 08	03-Sep-15 18	0d			■ EB From West, Lining CH 4130 - 4135 = 1bay				
A8940	EB From West, Lining CH 4135 - 4140 = 1bay	7d/wk-1a	5d	04-Sep-15 08	08-Sep-15 18	0d			■ EB From West, Lining CH 4135 - 4140 = 1bay				
A8945	EB From West, Lining CH 4140 - 4145 = 1bay	7d/wk-1a	5d	09-Sep-15 08	13-Sep-15 18	0d			■ EB From West, Lining CH 4140 - 4145 = 1bay				
A8950	EB From West, Lining CH 4145 - 4149.5 = 4.5m	7d/wk-1a	5d	14-Sep-15 08	18-Sep-15 18	0d			■ EB From West, Lining CH 4145 - 4149.5 = 4.5m				

- Summary Bar
- Actual Level of Effort
- Actual Work
- Remaining Work
- Critical Remaining Work
- ◆ Milestone

12 of 18

**China State Construction Engineering (Hong Kong) Ltd**

Contract No. HY/2009/15 - Central Wan Chai By Pass - Tunnel ( Causeway Bay Typhoon Shelter Section)

**WORKS PROGRAMME REV. M**

Prepared by William Caluza			
Date	Revision	Checked	Approved
26-Sep-...	1st submission		





Activity ID	Activity Name	Calendar	Original Duration	Start	Finish	Total Float	2015				2016					
							Q4	Q1	Q2	Q3	Q4	Q1	Q2	Q3		
OHVD(10m/bay) / Utility Trough																
A9095	EB From West OHVD and utility trough =, 167= 17 bays @ 10m/bay @ 7d/bay	7d/wk-1a	120d	03-Jul-15 08	02-Nov-15 18	0d										
WB Outer Tunnel Excavation																
From West (TPCWAE)																
Outer Heading Excavation (2d/m, 24h/day work shift, 7d/week, no work on statutory holiday)																
A9651	WB, Outer Heading From West, CH 4085- 4092.5 = 7.5m @ 2d/m	7d/wk-1a	15d	13-Sep-14 08 A	30-Sep-14 18	163d										
Outer Bench Excavation (1.5d-2d/m, 20m separation with heading)																
A9680	WB, Outer Bench From West, CH 4025- 4035 = 10m	7d/wk-1a	15d	12-Oct-14 08	26-Oct-14 18	163d										
A9665	WB, Outer Bench From West, CH 4035- 4045 = 10m	7d/wk-1a	15d	27-Oct-14 08	10-Nov-14 18	163d										
A9670	WB, Outer Bench From West, CH 4045- 4055 = 10m	7d/wk-1a	15d	11-Nov-14 08	25-Nov-14 18	163d										
A9675	WB, Outer Bench From West, CH 4055- 4065 = 10m	7d/wk-1a	15d	26-Nov-14 08	10-Dec-14 18	163d										
A9700	WB, Outer Bench From West, CH 4065- 4075 = 10m	7d/wk-1a	15d	11-Dec-14 08	26-Dec-14 18	163d										
A9701	WB, Outer Bench From West, CH 4075- 4082.5 = 7.5m	7d/wk-1a	15d	27-Dec-14 08	11-Jan-15 18	163d										
From East (TS4)																
Outer Heading Excavation (2d/m, 24h/day work shift, 7d/week, no work on statutory holiday)																
A9730	WB, Outer Heading From East, CH 4105- 4092.5 = 12.5m @2d/m	7d/wk-1a	25d	30-Aug-14 08 A	30-Sep-14 18	168d										
Outer Bench Excavation (1.5d-2d/m, 20m separation with heading)																
A9740	WB, Outer Bench From East, CH 4136- 4135 = 1m	7d/wk-1a	2d	12-Oct-14 08	13-Oct-14 18	168d										
A9770	WB, Outer Bench From East, CH 4135- 4125 = 10m	7d/wk-1a	15d	14-Oct-14 08	28-Oct-14 18	168d										
A9745	WB, Outer Bench From East, CH 4125- 4115 = 10m	7d/wk-1a	15d	28-Oct-14 08	11-Nov-14 18	168d										
A9750	WB, Outer Bench From East, CH 4115- 4105 = 10m	7d/wk-1a	15d	11-Nov-14 08	25-Nov-14 18	168d										
A9755	WB, Outer Bench From East, CH 4105- 4095 = 10m	7d/wk-1a	15d	26-Nov-14 08	10-Dec-14 18	168d										
A9760	WB, Outer Bench From East, CH 4095- 4082.5 = 12.5m	7d/wk-1a	25d	11-Dec-14 08	06-Jan-15 18	168d										
WB (Inner Tunnel Excavation + Lining)																
From West (TPCWAE)																
Inner Heading Excavation (2-3d/m, 24h/day work shift, 7d/week, no work on statutory holiday)																
A9130	WB, Inner Heading From West, CH 3993- 4005 = 12m @3d/m	7d/wk-1a	50d	29-Sep-14 08	18-Nov-14 18	0d										
A9135	WB, Inner Heading From West, CH 4005- 4015 = 10m @2d/m	7d/wk-1a	20d	19-Nov-14 08	08-Dec-14 18	0d										
A9140	WB, Inner Heading From West, CH 4015- 4025 = 10m @2d/m	7d/wk-1a	20d	09-Dec-14 08	29-Dec-14 18	0d										

-  Summary Bar
-  Actual Level of Effort
-  Actual Work
-  Remaining Work
-  Critical Remaining Work
-  Milestone


13 of 18

**China State Construction Engineering (Hong Kong) Ltd**

Contract No. HY/2009/15 - Central Wan Chai By Pass - Tunnel ( Causeway Bay Typhoon Shelter Section)

**WORKS PROGRAMME REV. M**

Prepared by William Caluza			
Date	Revision	Checked	Approved
26-Sep...	1st submission		





Activity ID	Activity Name	Calendar	Original Duration	Start	Finish	Total Float	2015				2016			
							Q4	Q1	Q2	Q3	Q4	Q1	Q2	Q3
A9100	WB,Inner Heading From West, CH 4025- 4035 = 10m @2d/m	7d/wk-1a	20d	30-Dec-14 08	19-Jan-15 18	0d		■	WB,Inner Heading From West, CH 4025- 4035 = 10m @2d/m					
A9105	WB,Inner Heading From West, CH 4035- 4045 = 10m @2d/m	7d/wk-1a	20d	20-Jan-15 08	08-Feb-15 18	0d		■	WB,Inner Heading From West, CH 4035- 4045 = 10m @2d/m					
A9110	WB,Inner Heading From West, CH 4045- 4055 = 10m @2d/m	7d/wk-1a	20d	09-Feb-15 08	03-Mar-15 18	0d		■	WB,Inner Heading From West, CH 4045- 4055 = 10m @2d/m					
A9115	WB,Inner Heading From West, CH 4055- 4065 = 10m @ 2d/m	7d/wk-1a	20d	04-Mar-15 08	23-Mar-15 18	0d		■	WB,Inner Heading From West, CH 4055- 4065 = 10m @ 2d/m					
A9120	WB,Inner Heading From West, CH 4065- 4075 = 10m, @ 2d/m	7d/wk-1a	20d	24-Mar-15 08	13-Apr-15 18	0d		■	WB,Inner Heading From West, CH 4065- 4075 = 10m, @ 2d/m					
A9125	WB,Inner Heading From West, CH 4075- 4085 = 10m @ 2d/m	7d/wk-1a	20d	14-Apr-15 08	04-May-15 18	0d		■	WB,Inner Heading From West, CH 4075- 4085 = 10m @ 2d/m					
<b>Inner Bench Excavation (1.5d-2d/m, 20m separation with heading)</b>														
A9180	WB,Inner Bench From West, CH 3993- 4005 = 12m	7d/wk-1a	18d	30-Dec-14 08	17-Jan-15 18	27d		■	WB,Inner Bench From West, CH 3993- 4005 = 12m					
A9205	WB,Inner Bench From West, CH 4005- 4015 = 10m	7d/wk-1a	15d	20-Jan-15 08	03-Feb-15 18	25d		■	WB,Inner Bench From West, CH 4005- 4015 = 10m					
A9190	WB,Inner Bench From West, CH 4015- 4025 = 10m	7d/wk-1a	15d	09-Feb-15 08	26-Feb-15 18	20d		■	WB,Inner Bench From West, CH 4015- 4025 = 10m					
A9185	WB,Inner Bench From West, CH 4025- 4035 = 10m	7d/wk-1a	15d	04-Mar-15 08	18-Mar-15 18	15d		■	WB,Inner Bench From West, CH 4025- 4035 = 10m					
A9155	WB,Inner Bench From West, CH 4035- 4045 = 10m	7d/wk-1a	15d	24-Mar-15 08	08-Apr-15 18	10d		■	WB,Inner Bench From West, CH 4035- 4045 = 10m					
A9160	WB,Inner Bench From West, CH 4045- 4055 = 10m	7d/wk-1a	15d	14-Apr-15 08	28-Apr-15 18	5d		■	WB,Inner Bench From West, CH 4045- 4055 = 10m					
A9165	WB,Inner Bench From West, CH 4055- 4065 = 10m	7d/wk-1a	15d	05-May-15 08	19-May-15 18	0d		■	WB,Inner Bench From West, CH 4055- 4065 = 10m					
A9170	WB,Inner Bench From West, CH 4065- 4075 = 10m	7d/wk-1a	15d	20-May-15 08	03-Jun-15 18	0d		■	WB,Inner Bench From West, CH 4065- 4075 = 10m					
A9175	WB,Inner Bench From West, CH 4075- 4085 = 10m	7d/wk-1a	15d	04-Jun-15 08	18-Jun-15 18	0d		■	WB,Inner Bench From West, CH 4075- 4085 = 10m					
<b>From East (TS4)</b>														
<b>Inner Heading Excavation (2d/m, 24h/day work shift, 7d/week, no work on statutory holiday)</b>														
A9210	WB,Inner Heading From East, CH 4135- 4125 = 10m @2d/m	7d/wk-1a	20d	14-Jan-15 08	02-Feb-15 18	6d		■	WB,Inner Heading From East, CH 4135- 4125 = 10m @2d/m					
A9215	WB,Inner Heading From East, CH 4125- 4115 = 10m @2d/m	7d/wk-1a	20d	03-Feb-15 08	25-Feb-15 18	6d		■	WB,Inner Heading From East, CH 4125- 4115 = 10m @2d/m					
A9230	WB,Inner Heading From East, CH 4115- 4105 = 10m @2d/m	7d/wk-1a	20d	26-Feb-15 08	17-Mar-15 18	6d		■	WB,Inner Heading From East, CH 4115- 4105 = 10m @2d/m					
A9232	WB,Inner Heading From East, CH 4105- 4095 = 10m @2d/m	7d/wk-1a	20d	18-Mar-15 08	07-Apr-15 18	6d		■	WB,Inner Heading From East, CH 4105- 4095 = 10m @2d/m					
A9225	WB,Inner Heading From East, CH 4095- 4085 = 10m @2d/m	7d/wk-1a	20d	08-Apr-15 08	27-Apr-15 18	6d		■	WB,Inner Heading From East, CH 4095- 4085 = 10m @2d/m					
<b>Inner Bench Excavation (1.5d-2d/m, 20m separation with heading)</b>														
A9235	WB,Inner Bench From East, CH 4135- 4125 = 10m	7d/wk-1a	15d	18-Mar-15 08	01-Apr-15 18	16d		■	WB,Inner Bench From East, CH 4135- 4125 = 10m					
A9240	WB,Inner Bench From East, CH 4125- 4115 = 10m	7d/wk-1a	15d	08-Apr-15 08	22-Apr-15 18	11d		■	WB,Inner Bench From East, CH 4125- 4115 = 10m					
A9245	WB,Inner Bench From East, CH 4115- 4105 = 10m	7d/wk-1a	15d	28-Apr-15 08	13-May-15 18	6d		■	WB,Inner Bench From East, CH 4115- 4105 = 10m					
A9247	WB,Inner Bench From East, CH 4105- 4095 = 10m	7d/wk-1a	15d	14-May-15 08	28-May-15 18	6d		■	WB,Inner Bench From East, CH 4105- 4095 = 10m					
A9250	WB,Inner Bench From East, CH 4095- 4085 = 10m	7d/wk-1a	15d	29-May-15 08	12-Jun-15 18	6d		■	WB,Inner Bench From East, CH 4095- 4085 = 10m					

- Summary Bar
- Actual Level of Effort
- Actual Work
- Remaining Work
- Critical Remaining Work
- ◆ Milestone

14 of 18

China State Construction Engineering (Hong Kong) Ltd

Contract No. HY/2009/15 - Central Wan Chai By Pass - Tunnel ( Causeway Bay Typhoon Shelter Section)

WORKS PROGRAMME REV. M

Prepared by William Caluza

Date	Revision	Checked	Approved
26-Sep...	1st submission		



中國建築工程(香港)有限公司  
CHINA STATE CONSTRUCTION ENGINEERING (HONG KONG) LTD.



Activity ID	Activity Name	Calendar	Original Duration	Start	Finish	Total Float	2015				2016					
							Q4	Q1	Q2	Q3	Q4	Q1	Q2	Q3		
<b>Tunnel Lining Works</b>																
<b>From West Base Slab (10m/bay, 10m separation with benching excavation)</b>																
A9295	WB From West, Base Slab CH 3990 - 3995 = 5m bay	7d/wk-1a	10d	18-Jan-15 08	27-Jan-15 18	37d										
A9320	WB From West, Base Slab CH 3995 - 4005 = 10m/bay	7d/wk-1a	10d	04-Feb-15 08	13-Feb-15 18	30d										
A9255	WB From West, Base Slab CH 4005 - 4015 = 10m/bay	7d/wk-1a	10d	27-Feb-15 08	08-Mar-15 18	50d										
A9280	WB From West, Base Slab CH 4015 - 4025 = 10m/bay	7d/wk-1a	10d	19-Mar-15 08	28-Mar-15 18	40d										
A9265	WB From West, Base Slab CH 4025 - 4035 = 10m/bay	7d/wk-1a	10d	09-Apr-15 08	18-Apr-15 18	30d										
A9300	WB From West, Base Slab CH 4035 - 4045 = 10m/bay	7d/wk-1a	10d	29-Apr-15 08	09-May-15 18	20d										
A9325	WB From West, Base Slab CH 4045 - 4055 = 10m/bay	7d/wk-1a	10d	20-May-15 08	29-May-15 18	10d										
A9305	WB From West, Base Slab CH 4055 - 4065 = 10m/bay	7d/wk-1a	10d	04-Jun-15 08	13-Jun-15 18	5d										
A9310	WB From West, Base Slab CH 4065 - 4075 = 10m/bay	7d/wk-1a	10d	19-Jun-15 08	29-Jun-15 18	0d										
A9315	WB From West, Base Slab CH 4075 - 4080 = 5m	7d/wk-1a	10d	30-Jun-15 08	10-Jul-15 18	0d										
<b>From East Base Slab (10m/bay, 10m separation with benching excavation)</b>																
A9960	WB From East, Base Slab CH 4135 - 4125 = 10m/bay	7d/wk-1a	10d	23-Apr-15 08	03-May-15 18	26d										
A9955	WB From East, Base Slab CH 4125 - 4115 = 10m/bay	7d/wk-1a	10d	14-May-15 08	23-May-15 18	16d										
A9950	WB From East, Base Slab CH 4115 - 4105 = 10m/bay	7d/wk-1a	10d	29-May-15 08	07-Jun-15 18	11d										
A9945	WB From East, Base Slab CH 4105 - 4095 = 10m/bay	7d/wk-1a	10d	13-Jun-15 08	23-Jun-15 18	6d										
A9940	WB From East, Base Slab CH 4095 - 4085 = 10m/bay	7d/wk-1a	10d	24-Jun-15 08	04-Jul-15 18	6d										
A9941	WB From East, Base Slab CH 4085 - 4080 = 5m	7d/wk-1a	10d	05-Jul-15 08	14-Jul-15 18	6d										
<b>Lining (5m/bay, 10m separation with base slab)</b>																
A9430	WB From West, Lining CH 3990 - 3995 = 1bay	7d/wk-1a	7d	14-Feb-15 08	23-Feb-15 18	30d										
A9470	WB From West, Lining CH 3995 - 4000 = 1bay	7d/wk-1a	7d	24-Feb-15 08	02-Mar-15 18	30d										
A9435	WB From West, Lining CH 4000 - 4005 = 1bay	7d/wk-1a	7d	03-Mar-15 08	09-Mar-15 18	30d										
A9360	WB From West, Lining CH 4005 - 4010 = 1bay	7d/wk-1a	7d	10-Mar-15 08	16-Mar-15 18	30d										
A9365	WB From West, Lining CH 4010 - 4015 = 1bay	7d/wk-1a	7d	17-Mar-15 08	23-Mar-15 18	30d										
A9370	WB From West, Lining CH 4015 - 4020 = 1bay	7d/wk-1a	7d	24-Mar-15 08	30-Mar-15 18	30d										
A9375	WB From West, Lining CH 4020 - 4025 = 1bay	7d/wk-1a	7d	31-Mar-15 08	07-Apr-15 18	30d										
A9380	WB From West, Lining CH 4025 - 4030 = 1bay	7d/wk-1a	7d	08-Apr-15 08	14-Apr-15 18	30d										
A9385	WB From West, Lining CH 4030 - 4035 = 1bay	7d/wk-1a	7d	15-Apr-15 08	21-Apr-15 18	30d										

- Summary Bar
- ▬ Actual Level of Effort
- ▬ Actual Work
- ▬ Remaining Work
- ▬ Critical Remaining Work
- ◆ Milestone

15 of 18

China State Construction Engineering (Hong Kong) Ltd

Contract No. HY/2009/15 - Central Wan Chai By Pass - Tunnel ( Causeway Bay Typhoon Shelter Section)

WORKS PROGRAMME REV. M

Prepared by William Kaluza

Date	Revision	Checked	Approved
26-Sep...	1st submission		



中國建築工程(香港)有限公司  
CHINA STATE CONSTRUCTION ENGINEERING (HONG KONG) LTD.



Activity ID	Activity Name	Calendar	Original Duration	Start	Finish	Total Float	2015				2016		
							Q4	Q1	Q2	Q3	Q4	Q1	Q2
A9390	WB From West, Lining CH 4035 - 4040 = 1bay	7d/wk-1a	7d	22-Apr-15 08	28-Apr-15 18	30d			■ WB From West, Lining CH 4035 - 4040 = 1bay				
A9330	WB From West, Lining CH 4040 - 4045 = 1bay	7d/wk-1a	7d	29-Apr-15 08	06-May-15 18	30d			■ WB From West, Lining CH 4040 - 4045 = 1bay				
A9335	WB From West, Lining CH 4045 - 4050 = 1bay	7d/wk-1a	7d	07-May-15 08	13-May-15 18	30d			■ WB From West, Lining CH 4045 - 4050 = 1bay				
A9340	WB From West, Lining CH 4050 - 4055 = 1bay	7d/wk-1a	7d	14-May-15 08	20-May-15 18	30d			■ WB From West, Lining CH 4050 - 4055 = 1bay				
A9345	WB From West, Lining CH 4055 - 4060 = 1bay	7d/wk-1a	7d	21-May-15 08	27-May-15 18	30d			■ WB From West, Lining CH 4055 - 4060 = 1bay				
A9350	WB From West, Lining CH 4060 - 4065 = 1bay	7d/wk-1a	7d	28-May-15 08	03-Jun-15 18	30d			■ WB From West, Lining CH 4060 - 4065 = 1bay				
A9355	WB From West, Lining CH 4065 - 4070 = 1bay	7d/wk-1a	5d	04-Jun-15 08	08-Jun-15 18	30d			■ WB From West, Lining CH 4065 - 4070 = 1bay				
A9415	WB From West, Lining CH 4070 - 4075 = 1bay	7d/wk-1a	5d	11-Jul-15 08	15-Jul-15 18	0d			■ WB From West, Lining CH 4070 - 4075 = 1bay				
A9475	WB From West, Lining CH 4075 - 4080 = 1bay	7d/wk-1a	5d	16-Jul-15 08	20-Jul-15 18	0d			■ WB From West, Lining CH 4075 - 4080 = 1bay				
A9440	WB From West, Lining CH 4080 - 4085 = 1bay	7d/wk-1a	5d	21-Jul-15 08	25-Jul-15 18	0d			■ WB From West, Lining CH 4080 - 4085 = 1bay				
A9445	WB From West, Lining CH 4085 - 4090 = 1bay	7d/wk-1a	5d	26-Jul-15 08	30-Jul-15 18	0d			■ WB From West, Lining CH 4085 - 4090 = 1bay				
A9450	WB From West, Lining CH 4090 - 4095 = 1bay	7d/wk-1a	5d	31-Jul-15 08	04-Aug-15 18	0d			■ WB From West, Lining CH 4090 - 4095 = 1bay				
A9455	WB From West, Lining CH 4095 - 4100 = 1bay	7d/wk-1a	5d	05-Aug-15 08	09-Aug-15 18	0d			■ WB From West, Lining CH 4095 - 4100 = 1bay				
A9420	WB From West, Lining CH 4100 - 4105 = 1bay	7d/wk-1a	5d	10-Aug-15 08	14-Aug-15 18	0d			■ WB From West, Lining CH 4100 - 4105 = 1bay				
A9425	WB From West, Lining CH 4105 - 4110 = 1bay	7d/wk-1a	5d	15-Aug-15 08	19-Aug-15 18	0d			■ WB From West, Lining CH 4105 - 4110 = 1bay				
A9460	WB From West, Lining CH 4110 - 4115 = 1bay	7d/wk-1a	5d	20-Aug-15 08	24-Aug-15 18	0d			■ WB From West, Lining CH 4110 - 4115 = 1bay				
A9465	WB From West, Lining CH 4115 - 4120 = 1bay	7d/wk-1a	5d	25-Aug-15 08	29-Aug-15 18	0d			■ WB From West, Lining CH 4115 - 4120 = 1bay				
A9395	WB From West, Lining CH 4120 - 4125 = 1bay	7d/wk-1a	5d	30-Aug-15 08	03-Sep-15 18	0d			■ WB From West, Lining CH 4120 - 4125 = 1bay				
A9400	WB From West, Lining CH 4125 - 4130 = 1bay	7d/wk-1a	5d	04-Sep-15 08	08-Sep-15 18	0d			■ WB From West, Lining CH 4125 - 4130 = 1bay				
A9405	WB From West, Lining CH 4130 - 4135 = 1bay	7d/wk-1a	5d	09-Sep-15 08	13-Sep-15 18	0d			■ WB From West, Lining CH 4130 - 4135 = 1bay				
A9410	WB From West, Lining CH 4135 - 4136.5 = 1bay	7d/wk-1a	5d	14-Sep-15 08	18-Sep-15 18	0d			■ WB From West, Lining CH 4135 - 4136.5 = 1bay				
OHVD(10m/bay) / Utility Trough													
A9480	WB From West OHVD and utility trough =, 153= 16 bays @ 10m/bay @ 7d/bay	7d/wk-1a	115d	08-Jul-15 08	02-Nov-15 18	0d			■ WB From West OHVD and utility trough =, 153= 16 bays @ 10				
Completion of KD10- Section 5													
A8445	KD10- Section 2: Completion of Mined Tunnel Works (orig. Target KD10- 2 Nov 2015)	7d/wk-2	0d		02-Nov-15 18*	0d							◆ KD10- Section 2: Completion of Mined Tunnel Works (orig. Tar
Interface works with other Contracts													
S5_60115	Handover TZ6 to MTR	7d/wk-2	0d		30-Sep-14 18	-249d			◆ Handover TZ6 to MTR				
S6_5283	Handover TZ4 to CWB(T2)	7d/wk-2	0d		10-Nov-14 18	-290d			◆ Handover TZ4 to CWB(T2)				
S6_5275	Provide access to CWB (CC) Contractor- TS1 & TS2	7d/wk-2	0d		21-Nov-14 18*	-85d			◆ Provide access to CWB (CC) Contractor- TS1 & TS2				

Summary Bar  
 Actual Level of Effort  
 Actual Work  
 Remaining Work  
 Critical Remaining Work  
 Milestone

16 of 18

**China State Construction Engineering (Hong Kong) Ltd**  
 Contract No. HY/2009/15 - Central Wan Chai By Pass - Tunnel ( Causeway Bay Typhoon Shelter Section)  
**WORKS PROGRAMME REV. M**

Prepared by William Caluza			
Date	Revision	Checked	Approved
26-Sep...	1st submission		





Activity ID	Activity Name	Calendar	Original Duration	Start	Finish	Total Float	2015				2016					
							Q4	Q1	Q2	Q3	Q4	Q1	Q2	Q3		
SB_5280	Provide access to CWB (CC) Contractor- TS4, TPCWA, Mined Tunnel	7d/wk-2	0d		31-Mar-16 18*	-124d										◆ Provide access to CWB (CC) C
<b>Stage and Section Completion</b>																
KD_5735	KD8 - Completion of Section 3, (1326d)	7d/wk-2	0d		30-Sep-14 18*	-86d	◆									◆ KD8 - Completion of Section 3, (1326d)
KD_5720	KD5 - Achievement of Stage 5, (1152d)	7d/wk-2	0d		16-Oct-14 18*	-323d	◆									◆ KD5 - Achievement of Stage 5, (1152d)
KD_5760	KD13 - Completion of Section 7B, (1152d)	7d/wk-2	0d		17-Nov-14 18*	-353d	◆									◆ KD13 - Completion of Section 7B, (1152d)
KD_5730	KD7 - Completion of Section 2, (1152d)	7d/wk-2	0d		17-Nov-14 18*	-297d	◆									◆ KD7 - Completion of Section 2, (1152d)
KD_5740	KD9 - Completion of Section 4, (1739d)	7d/wk-2	0d		10-Nov-15 18*	-132d										◆ KD9 - Completion of Section 4, (1739d)
KD_5745	KD10 - Completion of Section 5, (1863d)	7d/wk-2	0d		25-Mar-16 18	-144d										◆ KD10 - Completion of Section 5, (
KD_5750	KD11 - Completion of Section 6, (1949d)	7d/wk-2	0d		23-May-16 18*	-121d										◆ KD11 - Completion of
<b>Portion Handover Date</b>																
CD_5685	Portion Handover - Portion IV(4), KD8 +28	7d/wk-2	0d		28-Oct-14 18*	-50d	◆									◆ Portion Handover - Portion IV(4), KD8 +28
CD_5680	Portion Handover - Portion V (5), KD8 +28	7d/wk-2	0d		28-Oct-14 18*	-50d	◆									◆ Portion Handover - Portion V (5), KD8 +28
CD_5695	Portion Handover - Portion VI (6), KD8 +28	7d/wk-2	0d		28-Oct-14 18*	-50d	◆									◆ Portion Handover - Portion VI (6), KD8 +28
CD_5735	Portion Handover - Portion XIII (13B), KD8 +28	7d/wk-2	0d		28-Oct-14 18*	-50d	◆									◆ Portion Handover - Portion XIII (13B), KD8 +28
CD_5790	Portion Handover - Portion XXII (22), KD8 +28	7d/wk-2	0d		28-Oct-14 18*	-50d	◆									◆ Portion Handover - Portion XXII (22), KD8 +28
CD_5670	Portion Handover - Portion III (3), KD8 +28	7d/wk-2	0d		28-Oct-14 18*	-50d	◆									◆ Portion Handover - Portion III (3), KD8 +28
CD_5720	Portion Handover - Portion XIII (13A), KD7 +28	7d/wk-2	0d		15-Dec-14 18*	-79d	◆									◆ Portion Handover - Portion XIII (13A), KD7 +28
CD_5705	Portion Handover - Portion VIII (8), KD7 +28	7d/wk-2	0d		15-Dec-14 18*	-79d	◆									◆ Portion Handover - Portion VIII (8), KD7 +28
CD_5730	Portion Handover - Portion XIV (14A), KD7 +28	7d/wk-2	0d		15-Dec-14 18*	-79d	◆									◆ Portion Handover - Portion XIV (14A), KD7 +28
CD_5740	Portion Handover - Portion XV (15), KD7 +28	7d/wk-2	0d		15-Dec-14 18*	-79d	◆									◆ Portion Handover - Portion XV (15), KD7 +28
CD_5805	Portion Handover - Portion XXIII (23), KD7 +28	7d/wk-2	0d		15-Dec-14 18*	-79d	◆									◆ Portion Handover - Portion XXIII (23), KD7 +28
CD_5775	Portion Handover - Portion XVIII (18), KD10 +28	7d/wk-2	0d		30-Nov-15 18*	0d										◆ Portion Handover - Portion XVIII (18), KD10 +28
CD_5710	Portion Handover - Portion XI (11), KD9 +28	7d/wk-2	0d		27-Dec-15 18*	0d										◆ Portion Handover - Portion XI (11), KD9 +28
CD_5700	Portion Handover - Portion IX (9), KD10 +28	7d/wk-2	0d		22-Apr-16 18*	-52d										◆ Portion Handover - Portion
CD_5745	Portion Handover - Portion XIV (14B), KD10 +28	7d/wk-2	0d		22-Apr-16 18*	-52d										◆ Portion Handover - Portion
CD_5755	Portion Handover - Portion XVI (16), KD10 +28	7d/wk-2	0d		22-Apr-16 18*	-52d										◆ Portion Handover - Portion
CD_5750	Portion Handover - Portion XVII (17), KD10 +28	7d/wk-2	0d		22-Apr-16 18*	-52d										◆ Portion Handover - Portion
CD_5760	Portion Handover - Portion XIX (19), KD10 +28	7d/wk-2	0d		22-Apr-16 18*	-52d										◆ Portion Handover - Portion
CD_5780	Portion Handover - Portion XX (20B), KD10 +28	7d/wk-2	0d		22-Apr-16 18*	-52d										◆ Portion Handover - Portion

- █ Summary Bar
- ▬ Actual Level of Effort
- █ Actual Work
- █ Remaining Work
- █ Critical Remaining Work
- ◆ Milestone

17 of 18

China State Construction Engineering (Hong Kong) Ltd

Contract No. HY/2009/15 - Central Wan Chai By Pass - Tunnel ( Causeway Bay Typhoon Shelter Section)

**WORKS PROGRAMME REV. M**

Prepared by William Caluza

Date	Revision	Checked	Approved
26-Sep...	1st submission		



**中國建築工程(香港)有限公司**  
CHINA STATE CONSTRUCTION ENGINEERING (HONG KONG) LTD.

Activity ID	Activity Name	Calendar	Original Duration	Start	Finish	Total Float	2015				2016			
							Q4	Q1	Q2	Q3	Q4	Q1	Q2	Q3
CD_5690	Portion Handover - Portion VII (7), KD11 +28	7d/wk-2	0d		20-Jun-16 18	0d								◆ Portion Handov
CD_5725	Portion Handover - Portion XII (12), KD11 +28	7d/wk-2	0d		20-Jun-16 18	0d								◆ Portion Handov
CD_5715	Portion Handover - Portion X (10), KD11 +28	7d/wk-2	0d		20-Jun-16 18	0d								◆ Portion Handov
CD_5785	Portion Handover - Portion XXA (20A), KD11 +28	7d/wk-2	0d		20-Jun-16 18	0d								◆ Portion Handov
CD_5795	Portion Handover - Portion XXI (21), KD11 +28	7d/wk-2	0d		20-Jun-16 18	0d								◆ Portion Handov

- Summary Bar
- Actual Level of Effort
- Actual Work
- Remaining Work
- Critical Remaining Work
- ◆ ◆ Milestone

18 of 18

China State Construction Engineering (Hong Kong) Ltd

Contract No. HY/2009/15 - Central Wan Chai By Pass - Tunnel ( Causeway Bay Typhoon Shelter Section)

**WORKS PROGRAMME REV. M**

Prepared by William Caluza			
Date	Revision	Checked	Approved
26-Sep...	1st submission		



**中國建築工程(香港)有限公司**  
CHINA STATE CONSTRUCTION ENGINEERING (HONG KONG) LTD.

Activity ID	Activity Name	Original Duration	Start	Finish	Total Float	2014				2015			
						Nov		Dec		Jan		Feb	
						1	2	1	2	1	2	1	2
<b>Update 2014-11-20 CWB - Central Interchange (2014-06-20) Revised DWP R6a</b>													
<b>PRELIMINARIES</b>													
<b>Submissions &amp; Approvals</b>													
<b>Traffic</b>													
<b>Temporary Traffic Management</b>													
1326	TTM - Submit TTA Stage 6 Scheme for Approval	24d	20-Jan-15	12-Feb-15	0d								
1327	TTM - Engineer / TMLG Review & Approve (TTA Stage 6)	12d	13-Feb-15	24-Feb-15	0d								
<b>SECTION 3A - ALL TUNNEL WORKS IN PORTION III B</b>													
<b>CWB Tunnel - CH1685 to CH1704</b>													
<b>CWB Tunnel Internal Works</b>													
1470	1685-1704 - Construct Roadside Barriers and Service Ducts	7d	20-Nov-14	27-Nov-14	58d								
<b>SECTION 3 - REMAINING WORKS IN PORTION III A &amp; III B</b>													
<b>CWB Tunnel - CH1704 to CH1825</b>													
1296	1750-1757 - CWB Tunnel Opening Waterproofing & Backfill	24d	20-Nov-14	17-Dec-14	-11d								
<b>Surface Works - East of Man Yiu Street</b>													
<b>Road P1</b>													
14906	P1 - Finishes & Landscaping	40d	05-Jan-15	26-Feb-15	-11d								
<b>P1 Road West Bound</b>													
11002	P1 - Underground Utilities	15d	20-Nov-14	06-Dec-14	-6d								
11003	P1 - Road Formation / Edge / Curb / Road Barrier / Planter	6d	08-Dec-14	13-Dec-14	38d								
11004	P1 - Pavement	3d	15-Dec-14	17-Dec-14	38d								
1520	P1 - Street Furniture / Sigh / Road Marking	3d	18-Dec-14	20-Dec-14	38d								
<b>P1 Road East Bound</b>													
14898	P1 - Underground Utilities	16d	24-Nov-14	11-Dec-14	-6d								
14900	P1 - Road Formation / Edge / Curb / Road Barrier / Planter	6d	18-Dec-14	24-Dec-14	-11d								

- ◆ Current Milestone
- Critical Remaining Work
- Level of Effort
- Remaining Work
- ▲ Baseline Milestone
- Project Baseline
- Actual Work

### Leighton Contractors (Asia) Limited

### Programme Update 50 (November 2014)

### THREE MONTH ROLLING

Project ID: U050  
 Baseline: DCP7-2c  
 Layout: Update Three Month Rolling U050  
 Page 1 of 7


Date	Revision	Checked	Appro...
20-Oct-14	U049	AT	BY
20-Nov-14	U050	AT	BY



Data Date: 20-Nov-14

# HY/2009/18 Central - Wan Chai Bypass (Central Interchange)

TASK filters: 3 Months\_1, Not HL.



- ◆ Current Milestone
- Critical Remaining Work
- Level of Effort
- Remaining Work
- ▲ Baseline Milestone
- Project Baseline
- Actual Work

## Leighton Contractors (Asia) Limited Programme Update 50 (November 2014) THREE MONTH ROLLING

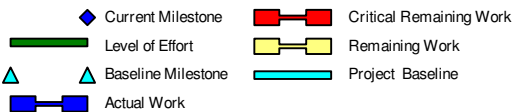

Project ID: U050  
 Baseline: DCP7-2c  
 Layout: Update Three Month Rolling U050  
 Page 2 of 7

Date	Revision	Checked	Appro...
20-Oct-14	U049	AT	BY
20-Nov-14	U050	AT	BY

Data Date: 20-Nov-14

# HY/2009/18 Central - Wan Chai Bypass (Central Interchange)

TASK filters: 3 Months\_1, Not HL.



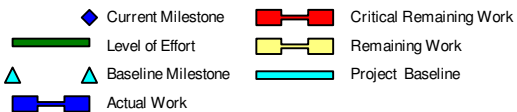

## Leighton Contractors (Asia) Limited Programme Update 50 (November 2014) THREE MONTH ROLLING

Project ID: U050  
Baseline: DCP7-2c  
Layout: Update Three Month Rolling U050  
Page 3 of 7

Date	Revision	Checked	Appro...
20-Oct-14	U049	AT	BY
20-Nov-14	U050	AT	BY

# HY/2009/18 Central - Wan Chai Bypass (Central Interchange)

TASK filters: 3 Months\_1, Not HL.



## Leighton Contractors (Asia) Limited Programme Update 50 (November 2014) THREE MONTH ROLLING

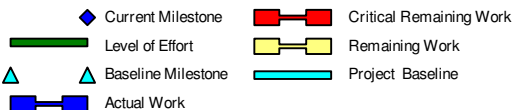

Project ID: U050  
Baseline: DCP7-2c  
Layout: Update Three Month Rolling U050  
Page 4 of 7

Date	Revision	Checked	Appro...
20-Oct-14	U049	AT	BY
20-Nov-14	U050	AT	BY

Data Date: 20-Nov-14

# HY/2009/18 Central - Wan Chai Bypass (Central Interchange)

TASK filters: 3 Months\_1, Not HL.



## Leighton Contractors (Asia) Limited Programme Update 50 (November 2014) THREE MONTH ROLLING

Project ID: U050  
 Baseline: DCP7-2c  
 Layout: Update Three Month Rolling U050  
 Page 5 of 7

Date	Revision	Checked	Appro...
20-Oct-14	U049	AT	BY
20-Nov-14	U050	AT	BY

# HY/2009/18 Central - Wan Chai Bypass (Central Interchange)

TASK filters: 3 Months\_1, Not HL.

Activity ID	Activity Name	Original Duration	Start	Finish	Total Float	2014												2015			
						Nov						Dec						Jan		Feb	
						2014												2015			
4220	INT - Section 4 - Joint Inspection & Handover to CWB(RW)	14d	22-Jan-15	04-Feb-15	-65d	[Gantt bar: Nov 22 to Dec 6, 2014]															
4225	INT - Section 5 - Joint Inspection & Handover to CWB(RW)	14d	31-Jan-15	13-Feb-15	-51d	[Gantt bar: Jan 31 to Feb 11, 2015]															
<b>Key Dates for Completion of Sections</b>																					
<b>Anticipated Completion</b>																					
1074	KD9 - Anticipated Completion (EOT 39.5 days added)	0d		30-Jan-15*	-65d	[Milestone: Jan 30, 2015]															
1064	KD6 - Anticipated Completion	0d		09-Feb-15*	-98d	[Milestone: Feb 9, 2015]															
<b>Contract Required Completion</b>																					
1045	KD7 - Section 4A Complete (DAY-1341) - EOT 3 days / 1.5 days	0d		20-Nov-14*	-175d	[Milestone: Nov 20, 2014]															
1065	KD6 - Section 4 Complete (DAY-1505)	0d		20-Nov-14*	-16d	[Milestone: Nov 20, 2014]															
1075	KD9 - Section 5 Complete (DAY-1505) - (EOT 39.5 days added)	0d		13-Dec-14*	0d	[Milestone: Dec 13, 2014]															
1085	KD3 - Section 3 Complete (DAY-1600)	0d		06-Feb-15*	0d	[Milestone: Feb 6, 2015]															
<b>Portion Handover Dates</b>																					
<b>Anticipated Handover</b>																					
2910	Portion IIIC Handover (KD5 + 28 days)	0d		20-Nov-14*	-265d	[Milestone: Nov 20, 2014]															
2925	Portion IIIB Handover (KD4 + 28 days)	0d		03-Dec-14*	-96d	[Milestone: Dec 3, 2014]															
2915	Portion IVB Handover (KD7 + 28 days)	0d		02-Jan-15*	-196d	[Milestone: Jan 2, 2015]															
2920	Portion IVH Handover (KD7 + 28 days)	0d		02-Jan-15*	-196d	[Milestone: Jan 2, 2015]															
<b>Contract Required Handover</b>																					
3027	Portion IIIB Handover (KD4 + 28 days)	0d		20-Nov-14*	-82d	[Milestone: Nov 20, 2014]															
3020	Portion IIIC Handover (KD5 + 28 days)	0d		20-Nov-14*	-264d	[Milestone: Nov 20, 2014]															
3030	Portion IVA Handover (KD6 + 28 days)	0d		17-Dec-14*	-16d	[Milestone: Dec 17, 2014]															
3025	Portion IVB Handover (KD7 + 28 days)	0d		17-Dec-14*	-180d	[Milestone: Dec 17, 2014]															
3060	Portion IVD Handover (KD6 + 28 days)	0d		17-Dec-14*	-16d	[Milestone: Dec 17, 2014]															
3070	Portion IVE Handover (KD6 + 28 days)	0d		17-Dec-14*	-16d	[Milestone: Dec 17, 2014]															
3090	Portion IVG Handover (KD6 + 28 days)	0d		17-Dec-14*	-16d	[Milestone: Dec 17, 2014]															








Current Milestone	Critical Remaining Work
Level of Effort	Remaining Work
Baseline Milestone	Project Baseline
Actual Work	

## Leighton Contractors (Asia) Limited Programme Update 50 (November 2014) THREE MONTH ROLLING

Project ID: U050  
 Baseline: DCP7-2c  
 Layout: Update Three Month Rolling U050  
 Page 6 of 7

Date	Revision	Checked	Appro...
20-Oct-14	U049	AT	BY
20-Nov-14	U050	AT	BY

Activity ID	Activity Name	Original Duration	Start	Finish	Total Float	2014												2015											
						Nov						Dec						Jan						Feb					
						1	2	3	4	5	6	1	2	3	4	5	6	1	2	3	4	5	6	1	2	3	4	5	6
3010	Portion IVH Handover (KD7 + 28 days)	0d		17-Dec-14*	-180d																								
3092	Portion V Handover (KD9 + 28 days) - EOT 1 day / 22.5 days added	0d		10-Jan-15*	-17d																								
3094	Portion VA Handover (KD9 + 28 days) - EOT 1 day / 22.5 days added	0d		10-Jan-15*	-17d																								

 Current Milestone	 Critical Remaining Work
 Level of Effort	 Remaining Work
 Baseline Milestone	 Project Baseline
 Actual Work	

**Leighton Contractors (Asia) Limited**  
**Programme Update 50 (November 2014)**  
**THREE MONTH ROLLING**

Project ID: U050  
 Baseline: DCP7-2c  
 Layout: Update Three Month Rolling U050  
 Page 7 of 7

Date	Revision	Checked	Appro...
20-Oct-14	U049	AT	BY
20-Nov-14	U050	AT	BY

Data Date: 20-Nov-14

# CWB(CC) - Commissioning Contract

TASK filters: 3 Months, Not HL.

Activity ID	Activity Name	Original Duration	Start	Finish	Total Float	2014				2015					
						Nov		Dec		Jan		Feb			
<b>Update 2014-11-20 CWB(CC) - Commissioning Contract (IWPC)</b>															
<b>PRELIMINARIES AND GENERAL REQUIREMENTS</b>															
<b>Salient Key Dates and Milestones</b>															
<b>Possession Dates and Vacation Dates</b>															
PO-Ib	Possession of Portion Ib (Day 242)	1087d	28-Oct-14 A	18-Oct-17	0d										
PO-IXd	Possession of Portion IXd (Day 266)	1063d	21-Nov-14	18-Oct-17	0d										
PO-XI	Possession of Portion XI (Day 296)	1033d	21-Dec-14	18-Oct-17	0d										
<b>Submissions and Approvals</b>															
<b>Initial General Submission</b>															
1208	Submission of CMC 4DMS	60d	02-Sep-14 A	09-Dec-14	53d										
10166	Submission of CMC Quality Control Report	45d	10-Sep-14 A	21-Oct-14 A											
10176	Submit plan of project video films and video script	100d	22-Sep-14 A	12-Nov-14 A											
10170	Submission of CMC CMS	30d	16-Oct-14 A	14-Dec-14	64d										
10168	Submission of CMC 3DVR	30d	20-Nov-14	19-Dec-14	43d										
<b>Programme</b>															
1142	Review and approval of Works Programme	30d	22-Sep-14 A	14-Dec-14	64d										
<b>Specified Plans</b>															
1172	Submission of a Traffic management Contingency Plan	90d	20-Nov-14	17-Feb-15	897d										
<b>Project Wide EPD Permits &amp; Licenses</b>															
1148	EPD - Submit Registration as Chem Waste Producer	14d	20-Nov-14	03-Dec-14	75d										
1150	EPD - Apply & obtain Dumping Permit	28d	20-Nov-14	17-Dec-14	61d										
1152	EPD - Grant Discharge License for Effluent	60d	20-Nov-14	18-Jan-15	29d										
1154	EPD - Apply obtain Construction Noise Permit	28d	20-Nov-14	17-Dec-14	61d										
<b>DETAILED DESIGN OF WORKS</b>															
<b>Temporary Works Design and Engineering</b>															

Current Milestone	Critical Remaining Work
Level of Effort	Remaining Work
Baseline Milestone	Project Baseline
Actual Work	

## Leighton Contractors (Asia) Limited Programme Update 09 (November 2014) THREE MONTH ROLLING

Project ID: H2613-U009  
 Baseline: IWPC  
 Layout: Update Three Month Rolling U008  
 Page 1 of 6

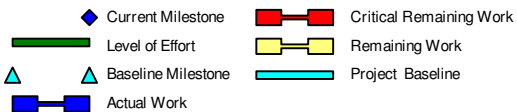

Date	Revision	Checked	Appro...
20-Oct-14	U008	AT	CW
20-Nov-14	U009	AT	CW



Data Date: 20-Nov-14

# CWB(CC) - Commissioning Contract

TASK filters: 3 Months, Not HL.



## Leighton Contractors (Asia) Limited Programme Update 09 (November 2014) THREE MONTH ROLLING

Project ID: H2613-U009  
Baseline: IWPC  
Layout: Update Three Month Rolling U008  
Page 2 of 6

Date	Revision	Checked	Appro...
20-Oct-14	U008	AT	CW
20-Nov-14	U009	AT	CW

Data Date: 20-Nov-14

# CWB(CC) - Commissioning Contract

TASK filters: 3 Months, Not HL.

Activity ID	Activity Name	Original Duration	Start	Finish	Total Float	Gantt Chart											
						2014				2015							
						Nov	Dec	Jan	Feb	Nov	Dec	Jan	Feb	Nov	Dec	Jan	Feb
2072	LS - Submit design to Engineer for review & approval	48d	14-Jul-14 A	03-Dec-14	252d												
2074	LS - Prepare the Detailed Design submission	18d	06-Oct-14 A	09-Dec-14	247d												
2076	LS - Finalise detailed design submission and ICE Checks & issue Check Certificate	36d	10-Dec-14	23-Jan-15	247d												
<b>Central Control and Monitoring System (CCMS) and ELV System</b>																	
2086	CCMS - Submit design to Engineer for review & approval	48d	01-Sep-14 A	03-Dec-14	247d												
2088	CCMS - Prepare the Detailed Design submission	18d	22-Sep-14 A	09-Dec-14	242d												
2094	CCMS - Final submission to Engineer with ICE Certificate	0d		20-Nov-14	259d												
2090	CCMS - Finalise detailed design submission and ICE Checks & issue Check Certificate	36d	10-Dec-14	23-Jan-15	242d												
<b>Traffic Control and Surveillance System (TCSS)</b>																	
10188	TCSS - System description (Overview) (DRAFT) submission to Engineer & approval	30d	21-May-14 A	22-Nov-14	149d												
2100	TCSS - Submit design to Engineer for review & approval	48d	26-Jun-14 A	08-Jan-15	160d												
2102	TCSS - Prepare the Detailed Design submission	18d	06-Oct-14 A	08-Jan-15	160d												
10190	TCSS - System description (Overview) (FINAL) and submission	30d	24-Nov-14	30-Dec-14	149d												
10192	TCSS - System description (Overview) (FINAL) submission to Engineer & approval	30d	31-Dec-14	04-Feb-15	149d												
2104	TCSS - Finalise detailed design submission and ICE Checks & issue Check Certificate	18d	09-Jan-15	29-Jan-15	160d												
<b>Electrical System</b>																	
2114	ES - Submit design to Engineer for review & approval	48d	25-Jun-14 A	17-Dec-14	19d												
2116	ES - Prepare the Detailed Design submission	18d	19-Aug-14 A	17-Dec-14	19d												
2118	ES - Finalise detailed design submission and ICE Checks & issue Check Certificate	36d	18-Sep-14 A	24-Dec-14	13d												
2120	ES - Engineer Approval; Consent to Proceed Construction	24d	27-Dec-14	24-Jan-15	56d												
<b>Building Services System</b>																	
2124	BS - Prepare Preliminary Design and Submission	60d	23-May-14 A	25-Nov-14	31d												
2128	BS - Submit design to Engineer for review & approval	48d	08-Jul-14 A	10-Dec-14	18d												
2130	BS - Prepare the Detailed Design submission	18d	14-Aug-14 A	10-Dec-14	18d												
2126	BS - Finalise Preliminary design and ICE Review	48d	30-Aug-14 A	24-Dec-14	6d												

- Current Milestone
- Critical Remaining Work
- Level of Effort
- Remaining Work
- Baseline Milestone
- Project Baseline
- Actual Work

## Leighton Contractors (Asia) Limited Programme Update 09 (November 2014) THREE MONTH ROLLING

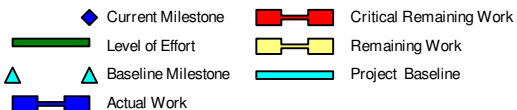

Project ID: H2613-U009  
Baseline: IWPC  
Layout: Update Three Month Rolling U008  
Page 3 of 6

Date	Revision	Checked	Appro...
20-Oct-14	U008	AT	CW
20-Nov-14	U009	AT	CW

Data Date: 20-Nov-14

# CWB(CC) - Commissioning Contract

TASK filters: 3 Months, Not HL.



## Leighton Contractors (Asia) Limited Programme Update 09 (November 2014) THREE MONTH ROLLING

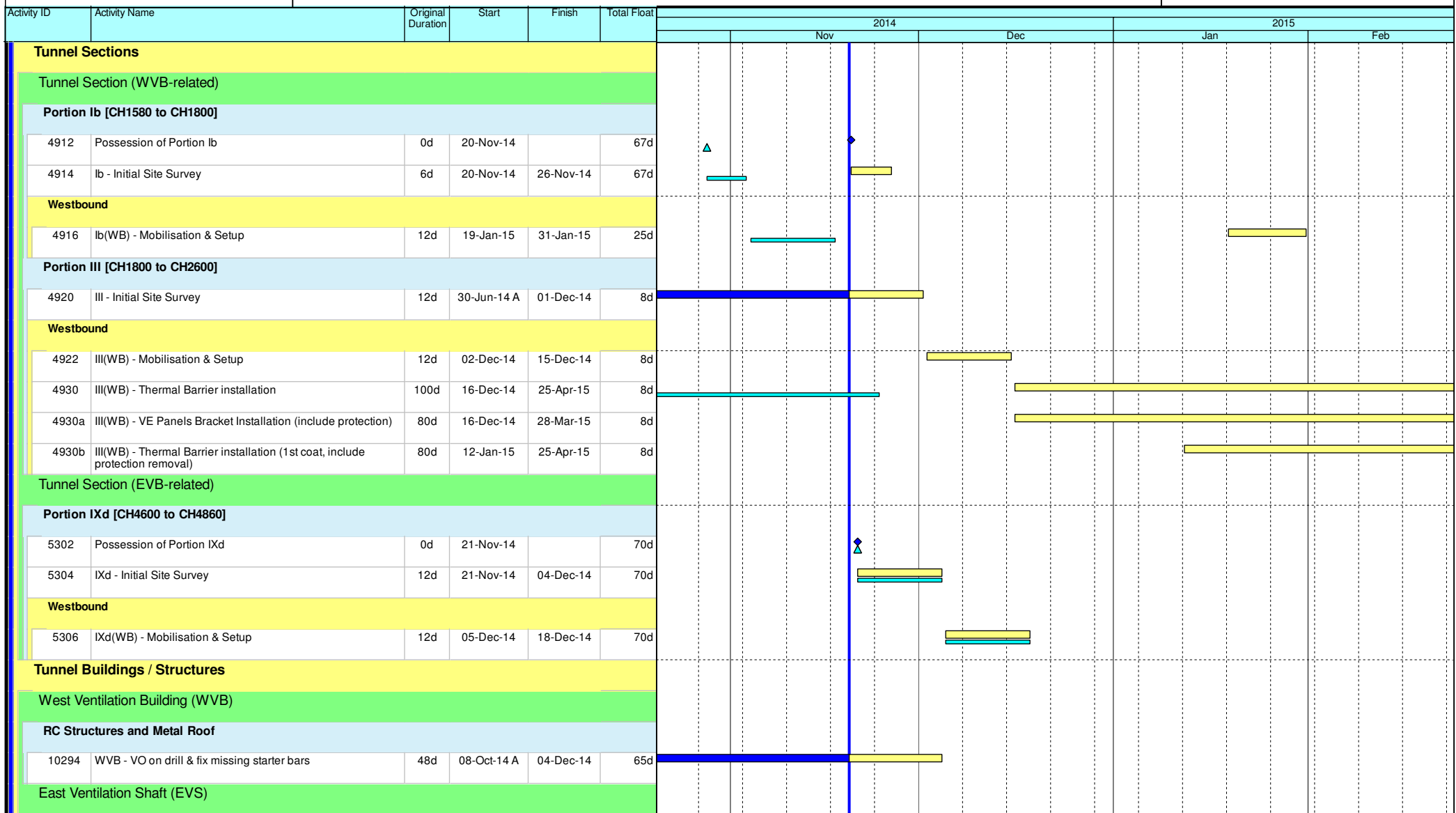
Project ID: H2613-U009  
Baseline: IWPC  
Layout: Update Three Month Rolling U008  
Page 4 of 6

Date	Revision	Checked	Appro...
20-Oct-14	U008	AT	CW
20-Nov-14	U009	AT	CW

Data Date: 20-Nov-14

# CWB(CC) - Commissioning Contract

TASK filters: 3 Months, Not HL.



- ◆ Current Milestone
- Critical Remaining Work
- ▬ Level of Effort
- ▬ Remaining Work
- ▲ Baseline Milestone
- ▬ Project Baseline
- ▬ Actual Work

## Leighton Contractors (Asia) Limited Programme Update 09 (November 2014) THREE MONTH ROLLING

Project ID: H2613-U009  
 Baseline: IWPC  
 Layout: Update Three Month Rolling U008  
 Page 5 of 6

Date	Revision	Checked	Appro...
20-Oct-14	U008	AT	CW
20-Nov-14	U009	AT	CW

Activity ID	Activity Name	Original Duration	Start	Finish	Total Float	2014												2015											
						Nov						Dec						Jan						Feb					
<b>Establishment Works</b>																													
10286	Document / Application submission to the Marine Department	0d	20-Nov-14*		198d																								
3800	Possession of Portion XI	0d	22-Dec-14		171d																								
3802	EVS - Initial Site Survey	6d	22-Dec-14	30-Dec-14	171d																								
3804	EVS - Erect Hoarding	12d	31-Dec-14	14-Jan-15	177d																								
3806	EVS - Setup site monitoring station	12d	31-Dec-14	14-Jan-15	171d																								
3816	EVS - As-built survey for existing EVS substructures	6d	31-Dec-14	07-Jan-15	189d																								
3808	EVS - Baseline monitoring	12d	15-Jan-15	28-Jan-15	171d																								

- Current Milestone
- Level of Effort
- Baseline Milestone
- Actual Work
- Critical Remaining Work
- Remaining Work
- Project Baseline

### Leighton Contractors (Asia) Limited Programme Update 09 (November 2014) THREE MONTH ROLLING

Project ID: H2613-U009  
 Baseline: IWPC  
 Layout: Update Three Month Rolling U008  
 Page 6 of 6

Date	Revision	Checked	Appro...
20-Oct-14	U008	AT	CW
20-Nov-14	U009	AT	CW





































Activity ID	Activity Name	Original Duration	Start	Finish	2014					2015	
					Oct	Nov	Dec	Jan	Feb		
<b>HY/2010/08- CWB-SR8 Programme updated up to 30 Oct 2014</b>											
<b>Works in TS3</b>											
<b>TS3 East &amp; West Reclamation Works</b>											
<b>TS3E - Reclamation (Advance Works)</b>											
TS3E.MW.1100	TS3E South - Seawall Block Installation	48	22-Sep-14 A	27-Oct-14	TS3E South - Seawall Block Installation						
TS3E.MW.1040	TS3E North - Seawall Block Installation	12	20-Oct-14	01-Nov-14	TS3E North - Seawall Block Installation						
TS3E.MW.1110	TS3E South - Commence Water Intake Diversion	0	20-Oct-14		TS3E South - Commence Water Intake Diversion						
TS3E.MW.1120	TS3 East - General Fill	39	20-Oct-14	03-Dec-14	TS3 East - General Fill						
TS3E.MW.1130	TS3 East - Handover to D-wall	0		03-Dec-14	TS3 East - Handover to D-wall						
<b>TS3W - Reclamation Works (new scheme)</b>											
TS3W.MW.2010	TS3W North - Phase 1 Dredging	14	05-Oct-14 A	27-Nov-14	TS3W North - Phase 1 Dredging						
TS3W.MW.1160	C15 - Complete TZ4	0		20-Oct-14*	C15 - Complete TZ4						
TS3W.MW.1170	C15 - Move TS3(W) vessels (Phase III Mooring)	24	20-Oct-14	15-Nov-14	C15 - Move TS3(W) vessels (Phase III Mooring)						
TS3W.MW.2020	TS3W North - Phase 1 Rockfill + Levelling	8	28-Nov-14	06-Dec-14	TS3W North - Phase 1 Rockfill + Levelling						
TS3W.MW.2070	TS3W South - Dredging	65	28-Nov-14	14-Feb-15	TS3W South - Dredging						
TS3W.MW.2030	TS3W North - Phase 1 Seawall Block Installation	12	22-Dec-14	07-Jan-15	TS3W North - Phase 1 Seawall Block Installation						
<b>Works for Box Culvert Q &amp; Water Intake</b>											
<b>Water Intake</b>											
<b>Stage 1 - Water Intake Works</b>											
TS3_1170.20	Install Silt Screen & Sump Pump	6	17-Oct-14 A	21-Oct-14 A	Install Silt Screen & Sump Pump						
TS3_1170.30	Install Interim Connection to WSD (Contingency Supply)	6	20-Oct-14	25-Oct-14	Install Interim Connection to WSD (Contingency Supply)						
TS3_1180.10	Shut Down and Connect Water Intake to Interim System	1	27-Oct-14	27-Oct-14	Shut Down and Connect Water Intake to Interim System						
TS3_1180.20	Test and Commission	2	28-Oct-14	29-Oct-14	Test and Commission						
<b>Box Culvert Q</b>											
<b>Box Culvert Q Outfall Diversion</b>											
TS3_1145.20	Install Temporary Sheet Pile Wall	24	16-Aug-14 A	20-Nov-14	Install Temporary Sheet Pile Wall						
TS3_1145.10	Commence Outfall Diversion - Box Culvert Q	0	03-Nov-14		Commence Outfall Diversion - Box Culvert Q						
TS3_1145.40	Install Strut / Lateral Support Between Sheet Pile Wall and Existing Seawall	12	14-Nov-14	27-Nov-14	Install Strut / Lateral Support Between Sheet Pile Wall and Existing Seawall						
TS3_1145.30	Commence dredging behind sheet pile wall	0		27-Nov-14	Commence dredging behind sheet pile wall						
TS3_1145.50	Construct Temporary Vertical Seawall (Stone Block) behind Sheet Pile Wall and continue with reclamation works	12	08-Dec-14	20-Dec-14	Construct Temporary Vertical Seawall (Stone Block) b						
<b>Works in SR8 (Open Cut Method)</b>											
<b>SR8 - Cofferdam &amp; Cut &amp; Cover Tunnel Works</b>											
<b>SR8 East Bound - (Seaside to Victoria Road / IEC Central Divider)</b>											
<b>Method Statement</b>											

- Actual Work
- Remaining Work
- Critical Remaining Work
- ◆ Milestone

Date	Revision	Checked	Approved
20-Oct-14	Updated to 20th October 2014	DML/WC	

Activity ID	Activity Name	Original Duration	Start	Finish	2014					2015	
					Oct	Nov	Dec	Jan	Feb		
<b>ELS</b>											
SR8_2260	ELS Method statement - submission	24	31-Jul-15 A	03-Aug-15							
<b>TTA Stage 0 - East Bound</b>											
<b>Stage 1B - East Bound (Seaside) (Ref. DRG. No.CDD/SR8/082)</b>											
<b>Traffic Deck and Temporary Road</b>											
SR8.EB.1275	Road Works	19	01-Oct-14 A	04-Nov-14 A							
<b>TTA Stage 1 - East Bound</b>											
<b>Stage 2 - East Bound (Ref. DRG. No.CDD/SR8/083)</b>											
SR8.EB.1325	Protect and Shift HV 22kv Cable on carriage way (as required)	18	18-Oct-14 A	30-Oct-14							
SR8.EB.1327	Cut and By pass Drainage to the next (existing) collection point (MH)	18	20-Oct-14	08-Nov-14							
SR8.EB.1320	Divert Gas Main to pre-laid Gas Main Pipe at Planter Area Gas Main Trough	10	20-Oct-14	30-Oct-14							
SR8.EB.1330	Carry out pre-boring work for stage 2 sheet pile	23	10-Nov-14	05-Dec-14							
SR8.EB.1340	Stage 2 - Sheet Pile Work	18	29-Nov-14	19-Dec-14							
SR8.EB.1350	Stage 2 - Pipe Piling Work	52	20-Dec-14	25-Feb-15							
<b>SR8 West Bound - Ch. 369.000 to 495.000 (Victoria Road / IEC Central Divider)</b>											
<b>TTA Stage 1 - West Bound</b>											
<b>Stage 2A - West Bound (Ref. DRG. No.CDD/SR8/086)</b>											
SR8.WB.2030	Carry out Stage 2A Pipe Piling Work	56	30-Aug-14 A	01-Nov-14							
SR8.WB.2040	Carry out Stage 2A TAM Grout	12	03-Nov-14	15-Nov-14							
SR8.WB.2050	Trim Down Sheet Pile / Pipe Pile and construct Gas Main Trough	8	03-Nov-14	11-Nov-14							
SR8.WB.2060	Divert Gas Main to Gas Main Trough	8	12-Nov-14	20-Nov-14							
<b>Stage 2B - West Bound (Ref. DRG. No.CDD/SR8/086)</b>											
SR8.WB.2070	Carry out Stage 2B Sheet Pile	6	21-Nov-14	27-Nov-14							
SR8.WB.2080	Carry out Stage 2B Pipe Piling	12	28-Nov-14	11-Dec-14							
SR8.WB.2090	Carry out Stage 2B TAM Grout	6	12-Dec-14	18-Dec-14							
SR8.WB.2100	Demolish Part (WB) Wing Wall of Abutment M	12	19-Dec-14	05-Jan-15							
SR8.WB.2085	Install King Post for Traffic Deck	16	19-Dec-14	09-Jan-15							
SR8.WB.2110	Construct Temporary Traffic Road, IEC West Bound Ramp and Decking	90	31-Dec-14	23-Apr-15							
<b>SR8 Ch.369.000 to Ch.317.500 - (Inside Victoria Park to Tunnel Portal)</b>											
<b>Stage 4 - SR8 Ch.369.000 to Ch317.500 (Tunnel Portal) (Ref. DRG. No.CDD/SR8/087)</b>											
SR8.VP.4010	Carry Out Stage 4 Sheet Pile Works	90	13-Mar-14 A	05-Nov-14							
SR8.VP.4020	Carry Out Stage 4 Pipe Piling Works	145	24-Jul-14 A	29-Nov-14							
SR8.VP.4030	Carry Out Stage 4 TAM Grout	36	01-Dec-14	14-Jan-15							
SR8.VP.4040	Install Dewatering Wells and Observation Wells & Carry out Pump Test	24	15-Jan-15	11-Feb-15							
<b>SR8 Ch 317.500 to Ch 210.000 - U-Structure &amp; Slab (Victoria Park)</b>											

- █ Actual Work
- █ Remaining Work
- █ Critical Remaining Work
- ◆ Milestone

Date	Revision	Checked	Approved
20-Oct-14	Updated to 20th October 2014	DML/WC	



Activity ID	Activity Name	Original Duration	Start	Finish	2014					2015		
					Oct	Nov	Dec	Jan	Feb			
<b>Excavation and Lateral Support</b>												
SR8_2230	ELS - Excavation to formation level + Lateral Support	96	13-Jun-14 A	21-Oct-14	ELS - Excavation to formation level + Lateral Support							
<b>Tsing Fung St - RW &amp; Subway Extension &amp; Toe Wall at Hing Fat St</b>												
<b>Ret. Wall &amp; TF Subway Extension (Portion V)</b>												
<b>Retaining Wall at Tsing Fung Street (Portion V)</b>												
VP_1240	TFS New Ret. Wall - excavation	42	15-Sep-14 A	20-Nov-14	TFS New Ret. Wall - excavation							
VP_1260	TFS New Ret. Wall - base slab	42	20-Oct-14 A	29-Nov-14	TFS New Ret. Wall - base slab							
VP_1290	TFS New Ret. Wall - wall stem + Railing	60	01-Dec-14	11-Feb-15								
<b>Retaining Wall + Toe Wall at Hing Fat Street</b>												
<b>Tree Transplanting at Portion VIII (Tree Zone 20) (6 trees)</b>												
VP_1140.02	Transplanting <300mm dia trees (3months, 4nos) - Stage 2 root pruning	20	20-Oct-14	11-Nov-14	Transplanting <300mm dia trees (3months, 4nos) - Stage 2 root pruning							
VP_1140.03	Transplanting <300mm dia trees (3months, 4nos) - Stage 3 root pruning	25	12-Nov-14	10-Dec-14	Transplanting <300mm dia trees (3months, 4nos) - Stage 3 root							
VP_1140.04	<300mm dia trees (3months, 4nos) - Stage 4 root pruning & removal/Transplanting	12	11-Dec-14	24-Dec-14	<300mm dia trees (3months, 4nos) - Stage 4 root							
<b>RC Works - Toe Wall</b>												
VP_6152	Construct and divert Temporary Footpath	36	27-Dec-14	07-Feb-15								
<b>Works in Victoria Park</b>												
<b>Re-Provisioning Works</b>												
<b>Bowling Green Office</b>												
<b>BGO - Construction Works</b>												
VP_1190	BGO - ABWF	62	21-Sep-14 A	09-Jan-15	BGO - ABWF							
VP_1180.04	BGO - Roof Slab Waterproofing + Screeding	12	20-Oct-14	01-Nov-14	BGO - Roof Slab Waterproofing + Screeding							
VP_1220	BGO - E&M Works	62	05-Dec-14	18-Feb-15								
<b>Tree Transplanting at Portion XIV (Victoria Park Open Space)</b>												
VP_1040	Tree Transplanting & Upkeep at Portion XIV	348	16-Oct-13 A	15-Dec-14	Tree Transplanting & Upkeep at Portion XIV							
VP_1280	Completion of KD 3 - Section 1A, Works in Portion XIV & XV	0		15-Dec-14	Completion of KD 3 - Section 1A, Works in Portion XIV & XV							
<b>Mooring Components Upkeep (CBTS and ATS)</b>												
<b>Works for Public Works Regional Laboratory (North Lantau)</b>												
<b>Maintenance and Upkeep of New PWRL (Portion XVII)</b>												
PWRL_1050	Maintenance/ Upkeep of New PWRL	1301	19-Jul-13 A	20-Nov-17								

- █ Actual Work
- █ Remaining Work
- █ Critical Remaining Work
- ◆ Milestone

Date	Revision	Checked	Approved
20-Oct-14	Updated to 20th October 2014	DML/WC	